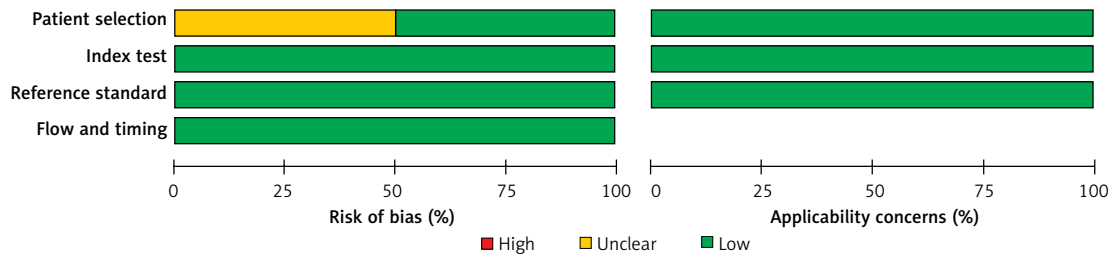


Supplementary Figures

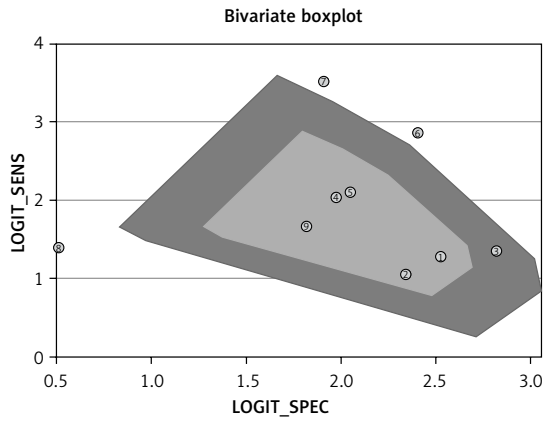


Supplementary Figure S1. Methodological quality graph of included studies

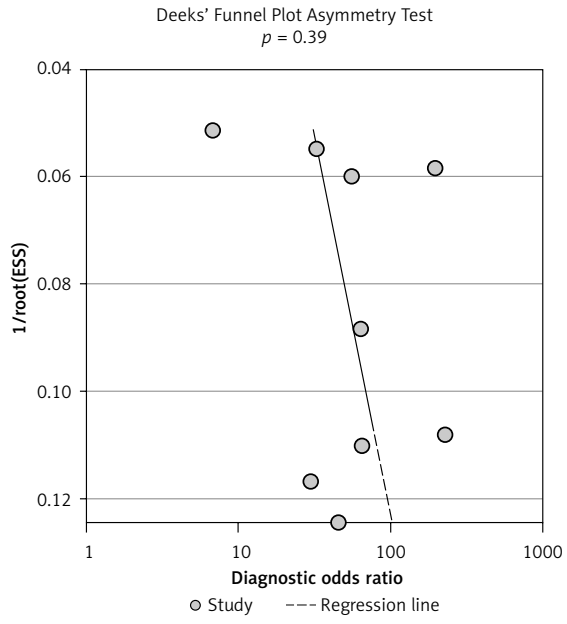
	Risk of bias				Applicability concerns		
	Patient selection	Index test	Reference standard	Flow and timing	Patient selection	Index test	Reference standard
DeFACTO 2015	?	+	+	+	+	+	+
Emori 2018	+	+	+	+	+	+	+
FAVOR II China Study 2017	+	+	+	+	+	+	+
FAVOR II Europe/Japan Study 2017	+	+	+	+	+	+	+
NXT Trial 2014	+	+	+	+	+	+	+
Rosendael 2017	?	+	+	+	+	+	+
Tröps 2015	?	+	+	+	+	+	+
Tu 2014	+	+	+	+	+	+	+
Tu 2016	?	+	+	+	+	+	+
Yazaki 2017	?	+	+	+	+	+	+

- High ? Unclear + Low

Supplementary Figure S2. Methodological quality summary of included studies



Supplementary Figure S3. Bivariate boxplot of included studies



Supplementary Figure S4. Deeks' funnel plot of included studies