

**Supplementary Table SI.** The top three and the bottom three countries of nutritional deficiencies incidence, or DALY

Measure	Sex	Top three countries			Bottom three countries		
2019 ASR (per 100, 000 people)							
ASIR							
	both	India (4321.38)	Maldives (5012.37)	Sri Lanka (5129.60)	Peru (473.19)	Mongolia (585.41)	Dominican Republic (585.45)
	female	Maldives (3234.59)	Indonesia (3325.76)	India (4200.49)	Greece (528.79)	Peru (532.80)	Dominican Republic (539.63)
	male	Bhutan (4489.43)	Maldives (6343.97)	Sri Lanka (7908.98)	Peru (411.70)	Taiwan (Province of China) (454.80)	Mongolia (463.29)
Age-standardized DALY rate							
	both	Central African Republic (2067.27)	Somalia (3205.09)	Mali (4323.24)	Canada (74.11)	Greece (82.68)	Australia (87.57)
	female	South Sudan (2072.82)	Somalia (3094.17)	Mali (5442.08)	Canada (83.80)	Greece (84.18)	Chile (91.87)
	male	Central African Republic (2213.81)	Mali (3235.46)	Somalia (3345.93)	Canada (64.37)	Singapore (67.69)	Australia (70.59)
1990-2019 increase times							
Incidence (cases)							

	both	Afghanistan (3.15)	United Arab Emirates (3.66)	Qatar (5.82)	Lesotho (0.55)	Guyana (0.56)	Lithuania (0.60)
	female	Afghanistan (2.65)	Kuwait (3.02)	Qatar (4.92)	Lesotho (0.42)	Guyana (0.56)	Estonia (0.58)
	male	Afghanistan (3.66)	United Arab Emirates (4.59)	Qatar (6.44)	Guyana (0.56)	Lithuania (0.60)	Latvia (0.61)
DALY (cases)							
	both	Mali (2.01)	United Arab Emirates (2.66)	Qatar (2.71)	Bangladesh (0.18)	Timor-Leste (0.20)	Cambodia (0.26)
	female	Mali (2.29)	Qatar (2.44)	United Arab Emirates (2.81)	Bangladesh (0.20)	Timor-Leste (0.27)	Nicaragua (0.28)
	male	Papua New Guinea (1.77)	United Arab Emirates (2.48)	Qatar (3.01)	Bangladesh (0.16)	Timor-Leste (0.16)	Cambodia (0.19)
EAPC							
Incidence							
	both	Bhutan (1.10)	Turkey (1.45)	Czechia (1.81)	Equatorial Guinea (-4.21)	Mozambique (-2.55)	Guatemala (-2.46)
	female	Qatar (1.33)	Turkey (1.41)	Czechia (1.83)	Equatorial Guinea (-4.39)	Guatemala (-2.91)	Mozambique (-2.59)
	male	Turkey (1.49)	Czechia (1.78)	Bhutan (2.44)	Equatorial Guinea (-3.87)	Angola (-2.63)	Mozambique (-2.52)
DALY							

both	Norway (0.01)	United States of America (0.11)	Zimbabwe (1.35)	Democratic People's Republic of Korea (-9.28)	Equatorial Guinea (-6.82)	Timor-Leste (-6.53)
female	United States of America (0.07)	Norway (0.08)	Zimbabwe (1.86)	Democratic People's Republic of Korea (-8.34)	Guatemala (-6.47)	Equatorial Guinea (-6.16)
male	Belgium (0.10)	United States of America (0.13)	Zimbabwe (0.97)	Democratic People's Republic of Korea (-10.38)	Equatorial Guinea (-7.60)	Timor-Leste (-7.26)

---

Supplementary Table SII. The top three and the bottom three regions of nutritional deficiencies incidence, or DALY

Measure	Sex	Top three regions			Bottom three regions		
2019 ASIR (per 100, 000 people)							
ASIR							
	both	East Asia (2051.36)	Southeast Asia (2655.93)	South Asia (3811.20)	Andean Latin America (606.33)	Australasia (613.40)	Tropical Latin America (698.00)
	female	Central sub-Saharan Africa (1924.34)	Southeast Asia (2474.52)	South Asia (3702.82)	Andean Latin America (613.19)	Australasia (683.02)	Tropical Latin America (696.90)
	male	East Asia (2463.11)	Southeast Asia (2848.67)	South Asia (3910.93)	Australasia (540.78)	Andean Latin America (598.17)	Tropical Latin America (703.10)
Age-standardized DALY rate							
	both	Central sub-Saharan Africa (1197.25)	South Asia (1208.99)	Eastern Sub-Saharan Africa (1340.47)	Australasia (90.08)	High-income North America (108.42)	Western Europe (133.98)
	female	Western sub-Saharan Africa (1295.14)	Eastern Sub-Saharan Africa (1357.54)	South Asia (1504.34)	Australasia (104.34)	High-income North America (126.62)	Western Europe (140.75)
	male	Western sub-Saharan Africa (1074.90)	Central sub-Saharan Africa (1162.54)	Eastern Sub-Saharan Africa (1322.41)	Australasia (74.84)	High-income North America (90.17)	High-income Asia Pacific (97.93)
1990-2019 increase times							

Incidence (cases)

both	Southern Latin America (1.69)	Western sub-Saharan Africa (1.81)	Oceania (1.83)	Eastern Europe (0.96)	Caribbean (1.05)	Central Europe (1.06)
female	Southern Latin America (1.68)	Western sub-Saharan Africa (1.73)	Australasia (1.80)	Eastern Europe (0.97)	Central Europe (0.99)	Southern sub-Saharan Africa (1.05)
male	East Asia (1.75)	Western sub-Saharan Africa (1.86)	Oceania (2.11)	Eastern Europe (0.95)	Caribbean (1.03)	Central Europe (1.12)

DALY (cases)

both	Western sub-Saharan Africa (1.14)	High-income North America (1.40)	Oceania (1.52)	Andean Latin America (0.37)	East Asia (0.38)	Central Latin America (0.47)
female	Western sub-Saharan Africa (1.21)	High-income North America (1.33)	Oceania (1.55)	East Asia (0.34)	Andean Latin America (0.35)	Central Latin America (0.49)
male	Western Europe (1.12)	Oceania (1.48)	High-income North America (1.52)	Tropical Latin America (0.35)	Andean Latin America (0.39)	East Asia (0.42)

EAPC

Incidence

both	Central Europe (0.44)	East Asia (0.50)	Australasia (0.61)	Tropical Latin America (-1.29)	Eastern Sub-Saharan Africa (-1.22)	Central sub-Saharan Africa (-1.17)
female	Eastern Europe (0.16)	Southern Latin America (0.30)	Australasia (0.45)	Andean Latin America (-1.47)	Tropical Latin America (-1.21)	Central sub-Saharan Africa (-1.20)
male	Central Europe (0.74)	Australasia (0.81)	East Asia (1.10)	Tropical Latin America (-1.36)	Eastern Sub-Saharan Africa (-1.30)	Central sub-Saharan Africa (-1.16)

DALY

both	Oceania (-0.81)	Western Europe (-0.76)	High-income North America (0.00)	East Asia (-6.20)	Andean Latin America (-4.91)	Eastern Sub-Saharan Africa (-4.13)
female	Western Europe (-1.01)	Oceania (-0.80)	High-income North America (-0.04)	East Asia (-6.56)	Andean Latin America (-5.23)	Central Latin America (-3.88)
male	Oceania (-0.82)	Western Europe (-0.45)	High-income North America (0.04)	East Asia (-5.74)	Tropical Latin America (-4.59)	Andean Latin America (-4.57)

---

Supplementary Table SIII. The Incident cases and age-standardized Incidence rate of nutritional deficiencies in 1990 and 2019, and its temporal trends from 1990 to 2019

Nation	Sex	Incident Cases No. (95% UI)		Change in absolute number (%)	ASIR per 100, 000 No. (95% UI)		1990-2019 EAPC No. (95%CI)
		1990	2019		1990	2019	
Afghanistan	both	215276.83 (170365.11, 274082.00)	678527.16 (579146.83, 795315.08)	2.15	1144.08 (945.50, 1388.39)	1215.46 (1041.22, 1410.84)	-0.32 (-0.53, -0.11)
Albania	both	68170.37 (50765.68, 88797.12)	45929.04 (34698.00, 59043.67)	-0.33	1792.20 (1359.83, 2299.53)	2095.96 (1555.79, 2772.52)	0.22 (0.06, 0.37)
Algeria	both	430224.14 (364158.97, 514361.29)	616516.73 (533365.64, 714897.92)	0.43	1376.81 (1170.62, 1618.16)	1464.22 (1265.86, 1699.13)	-0.17 (-0.38, 0.04)
American Samoa	both	757.18 (670.44, 855.13)	753.91 (662.84, 852.20)	0.00	1442.76 (1267.62, 1633.71)	1431.68 (1262.35, 1616.41)	-0.26 (-0.39, -0.14)
Andorra	both	499.43 (393.97, 629.96)	913.98 (719.63, 1168.16)	0.83	994.15 (796.83, 1242.12)	1152.00 (917.24, 1429.60)	0.26 (0.09, 0.42)
Angola	both	316305.18 (259387.66, 404066.76)	457581.10 (396418.22, 528996.95)	0.45	2021.27 (1745.47, 2411.80)	1133.17 (999.31, 1280.24)	-2.44 (-2.67, -2.21)

Antigua and Barbuda	both	687.23 (597.16, 796.17)	862.59 (734.90, 1010.28)	0.26	1147.61 (997.84, 1327.04)	1060.82 (916.91, 1225.91)	-0.55 (-0.63, -0.46)
Argentina	both	274636.25 (230966.79, 326060.14)	454896.47 (371435.94, 553495.35)	0.66	833.48 (699.21, 988.49)	1020.40 (842.53, 1232.80)	0.10 (-0.11, 0.31)
Armenia	both	25323.51 (20821.55, 31270.74)	18443.56 (14262.35, 23615.17)	-0.27	718.28 (588.10, 884.29)	766.50 (585.43, 1016.31)	-0.02 (-0.11, 0.06)
Australia	both	80104.38 (66943.17, 96507.09)	138503.86 (114810.95, 166242.69)	0.73	523.73 (446.56, 621.68)	598.48 (510.64, 706.48)	0.81 (0.59, 1.04)
Austria	both	81807.47 (63127.81, 103962.28)	103636.57 (79646.01, 132703.74)	0.27	1082.28 (847.72, 1355.11)	1194.68 (931.56, 1517.77)	-0.03 (-0.17, 0.12)
Azerbaijan	both	76816.39 (57985.89, 103211.57)	65579.19 (53432.50, 79351.69)	-0.15	886.19 (678.02, 1175.63)	777.10 (637.52, 947.51)	-0.90 (-1.10, -0.70)
Bahrain	both	8069.63 (7051.10, 9229.43)	21312.41 (17759.83, 25223.64)	1.64	1579.19 (1379.32, 1791.74)	1701.94 (1413.68, 2013.72)	0.14 (-0.01, 0.28)
Bangladesh	both	4451395.01 (3962718.28, 5004127.27)	2893820.38 (2568689.57, 3265005.39)	-0.35	2934.89 (2639.17, 3260.47)	1972.22 (1755.95, 2235.31)	-1.72 (-2.05, -1.39)
Barbados	both	2280.62 (1966.31, 2648.42)	2650.00 (2183.56, 3233.46)	0.16	956.46 (829.94, 1099.94)	1014.28 (854.15, 1206.60)	-0.17 (-0.35, 0.00)
Belarus	both	64097.70 (50171.09, 80746.03)	53576.75 (42755.78, 67396.76)	-0.16	772.60 (583.51, 1002.12)	772.79 (608.64, 1004.06)	-0.24 (-0.34, -0.14)
Belgium	both	115750.38 (94182.08, 141948.63)	180997.43 (146912.07, 217363.10)	0.56	1134.50 (929.29, 1376.16)	1415.70 (1164.97, 1696.14)	0.74 (0.56, 0.92)
Belize	both	2006.75 (1602.36, 2491.93)	2654.63 (2242.06, 3137.11)	0.32	976.19 (811.31, 1159.30)	698.18 (592.34, 815.51)	-1.55 (-1.70, -1.40)
Benin	both	138866.91 (114482.09, 172851.28)	217401.51 (189291.57, 254728.12)	0.57	1758.24 (1508.37, 2095.38)	1259.28 (1116.79, 1425.25)	-1.43 (-1.55, -1.31)

Bermuda	both	523.81 (435.81, 632.83)	626.25 (507.89, 765.14)	0.20	950.61 (788.79, 1150.26)	1149.70 (914.39, 1434.42)	0.34 (0.16, 0.52)
Bhutan	both	15628.46 (12390.51, 19597.07)	23007.32 (18071.15, 28919.37)	0.47	1929.63 (1581.72, 2348.85)	3138.19 (2474.08, 3925.29)	1.10 (0.78, 1.43)
Bolivia (Plurinational State of)	both	60715.84 (53324.07, 69811.21)	94958.54 (81363.21, 110406.43)	0.56	837.52 (738.71, 943.13)	783.16 (664.24, 909.45)	-0.68 (-0.83, -0.52)
Bosnia and Herzegovina	both	33994.22 (26019.61, 44088.98)	25549.60 (19885.58, 32262.74)	-0.25	859.69 (655.68, 1140.58)	1015.79 (773.73, 1322.65)	0.41 (0.33, 0.49)
Botswana	both	15648.04 (13527.93, 18170.21)	22196.27 (19034.37, 26030.37)	0.42	1006.36 (879.41, 1146.86)	972.09 (834.57, 1140.88)	0.06 (-0.14, 0.27)
Brazil	both	1179398.11 (961561.41, 1447527.48)	1379150.99 (1149444.72, 1643413.41)	0.17	806.27 (658.43, 980.52)	693.07 (585.35, 816.50)	-1.37 (-1.62, -1.12)
Brunei Darussalam	both	2346.58 (2105.93, 2656.17)	3499.50 (3001.39, 4105.96)	0.49	839.02 (741.04, 958.76)	899.91 (784.78, 1035.99)	0.06 (0.00, 0.13)
Bulgaria	both	53558.21 (41397.09, 68624.69)	48088.34 (37820.01, 59902.32)	-0.10	812.53 (622.86, 1054.72)	960.33 (752.39, 1216.29)	0.55 (0.44, 0.66)
Burkina Faso	both	297889.71 (258599.17, 353822.69)	563775.85 (494145.51, 650530.21)	0.89	1858.94 (1657.90, 2131.57)	1659.09 (1471.91, 1861.80)	-0.57 (-0.95, -0.18)
Burundi	both	161731.92 (135185.80, 197364.57)	217047.95 (174081.55, 270903.70)	0.34	1905.69 (1663.22, 2208.97)	1320.89 (1101.59, 1570.61)	-1.58 (-1.68, -1.48)
Cambodia	both	375872.06 (284715.03, 503221.56)	307888.57 (268847.94, 351289.70)	-0.18	2640.70 (2153.01, 3256.99)	1866.06 (1631.88, 2126.25)	-1.50 (-1.67, -1.33)
Cameroon	both	166903.66 (137558.01, 204688.47)	353144.18 (303280.45, 413285.83)	1.12	1096.12 (934.54, 1279.26)	1048.21 (910.94, 1206.06)	-0.66 (-0.82, -0.49)
Canada	both	194051.70 (158750.03, 234402.72)	299034.17 (238384.20, 363404.84)	0.54	697.72 (572.63, 841.50)	743.35 (599.84, 905.03)	-0.10 (-0.28, 0.08)

Cabo Verde	both	3842.38 (3231.35, 4572.29)	5211.34 (4468.96, 6012.14)	0.36	896.86 (770.16, 1046.80)	964.67 (828.08, 1116.04)	-0.38 (-0.60, -0.16)
Central African Republic	both	64162.77 (53621.61, 78242.57)	90909.15 (76976.33, 108936.48)	0.42	1528.95 (1333.21, 1777.22)	1266.19 (1109.85, 1466.15)	-0.61 (-0.66, -0.57)
Chad	both	228342.21 (194008.15, 277199.43)	425299.17 (363855.32, 506159.82)	0.86	2115.92 (1857.06, 2447.77)	1619.24 (1434.89, 1847.69)	-0.97 (-1.08, -0.86)
Chile	both	63123.45 (53593.39, 73797.00)	122363.93 (102847.42, 145112.58)	0.94	489.84 (413.96, 573.13)	642.33 (543.82, 751.21)	0.64 (0.21, 1.07)
China	both	19317334.87 (14708580.81, 25316564.59)	28569879.18 (22553247.34, 35422128.21)	0.48	1673.62 (1277.02, 2190.45)	2058.90 (1633.50, 2570.63)	0.60 (0.43, 0.77)
Colombia	both	246054.46 (214371.63, 277200.61)	324037.70 (268182.68, 388429.09)	0.32	742.84 (641.61, 835.58)	707.85 (590.79, 844.80)	-0.72 (-0.93, -0.50)
Comoros	both	10351.40 (9075.17, 11834.89)	8424.95 (7549.14, 9483.52)	-0.19	1613.23 (1430.13, 1798.62)	1152.98 (1033.55, 1293.82)	-1.17 (-1.27, -1.08)
Congo	both	48411.11 (41290.66, 57033.15)	69202.85 (60597.18, 78855.34)	0.43	1426.90 (1251.34, 1628.79)	1161.28 (1020.95, 1308.96)	-0.77 (-0.90, -0.63)
Costa Rica	both	24272.62 (20299.13, 29213.07)	44960.93 (35895.14, 56943.84)	0.85	786.61 (651.82, 954.07)	997.01 (799.02, 1246.12)	-0.01 (-0.26, 0.24)
Côte d'Ivoire	both	242737.69 (203178.21, 292869.76)	366321.10 (318157.32, 420030.80)	0.51	1292.74 (1115.25, 1490.74)	1122.02 (984.82, 1272.03)	-0.93 (-1.05, -0.81)
Croatia	both	24973.49 (19793.40, 31418.55)	22475.50 (17500.34, 28853.51)	-0.10	649.08 (523.02, 806.93)	751.76 (588.03, 964.71)	0.41 (0.30, 0.51)
Cuba	both	74404.71 (61362.02, 91984.79)	88688.98 (70823.25, 111127.52)	0.19	724.94 (600.85, 885.40)	918.24 (721.94, 1163.40)	0.28 (0.03, 0.54)
Cyprus	both	8646.66 (7065.45, 10551.72)	18865.55 (15423.45, 22516.20)	1.18	1123.00 (922.52, 1372.90)	1358.95 (1125.04, 1622.57)	0.61 (0.52, 0.70)

Czechia	both	55247.22 (43106.36, 70463.57)	107844.69 (89062.38, 128418.55)	0.95	677.22 (524.03, 882.49)	1047.93 (855.21, 1273.97)	1.81 (1.54, 2.08)
Democratic Republic of the Congo	both	1396470.15 (1132712.65, 1711756.22)	2099784.97 (1803986.75, 2476328.86)	0.50	2237.37 (1921.61, 2595.87)	1820.85 (1576.92, 2110.74)	-0.86 (-1.17, -0.54)
Denmark	both	50679.64 (39333.14, 64370.71)	72997.51 (58253.42, 90931.96)	0.44	1019.06 (803.48, 1280.88)	1198.19 (965.44, 1495.78)	0.56 (0.28, 0.83)
Djibouti	both	19594.41 (17123.16, 22696.15)	30164.24 (27373.54, 33492.59)	0.54	2752.01 (2463.96, 3084.49)	2156.51 (1957.37, 2379.14)	-0.80 (-0.97, -0.64)
Dominica	both	829.67 (706.82, 972.39)	667.51 (566.52, 783.57)	-0.20	1121.21 (960.28, 1307.86)	1067.34 (898.51, 1259.31)	-0.47 (-0.60, -0.33)
Dominican Republic	both	72449.63 (58423.71, 88763.72)	63031.21 (54174.03, 72958.66)	-0.13	860.72 (723.13, 1007.44)	585.45 (503.02, 678.93)	-1.64 (-1.76, -1.51)
Ecuador	both	81533.74 (72665.46, 90758.98)	124255.25 (109929.59, 139689.13)	0.52	829.26 (737.95, 927.51)	731.91 (648.26, 822.97)	-1.07 (-1.27, -0.87)
Egypt	both	887324.95 (733522.72, 1074378.96)	1328339.37 (1138104.67, 1548106.21)	0.50	1236.61 (1034.16, 1478.40)	1308.54 (1121.82, 1529.30)	-0.52 (-0.73, -0.32)
El Salvador	both	47603.09 (41072.52, 55348.39)	52395.16 (45967.92, 60020.59)	0.10	893.40 (782.01, 1018.79)	869.67 (763.38, 993.60)	-0.18 (-0.32, -0.03)
Equatorial Guinea	both	15926.41 (14359.11, 17547.69)	14804.71 (13433.42, 16294.07)	-0.07	2223.38 (2028.41, 2402.78)	878.81 (801.82, 962.89)	-4.21 (-4.81, -3.61)
Eritrea	both	112214.44 (92338.20, 141144.79)	116179.44 (100129.15, 135737.11)	0.04	2562.60 (2186.89, 3072.68)	1436.26 (1247.48, 1655.44)	-2.01 (-2.21, -1.80)
Estonia	both	11817.95 (9846.29, 14110.26)	7239.77 (5641.45, 9275.51)	-0.39	919.73 (754.18, 1126.00)	818.73 (643.39, 1068.87)	-0.29 (-0.56, -0.03)
Ethiopia	both	1740194.96 (1446728.19, 2130293.91)	2428189.52 (2084242.68, 2857896.59)	0.40	2399.78 (2078.32, 2779.26)	1791.73 (1561.81, 2050.59)	-1.07 (-1.34, -0.81)

Micronesia (Federated States of)	both	1497.48 (1279.48, 1763.09)	1088.69 (961.72, 1225.54)	-0.27	1219.04 (1059.14, 1400.69)	1149.31 (1014.95, 1294.49)	-0.55 (-0.69, -0.41)
Fiji	both	10194.36 (9097.97, 11417.67)	11548.41 (10151.60, 13063.24)	0.13	1323.42 (1172.50, 1480.88)	1311.48 (1153.36, 1482.30)	-0.38 (-0.55, -0.21)
Finland	both	49421.45 (38017.32, 62487.95)	57670.82 (45028.57, 72568.84)	0.17	1035.44 (814.49, 1291.45)	1124.00 (882.88, 1426.05)	-0.05 (-0.19, 0.08)
France	both	938264.32 (790954.62, 1097386.20)	1316426.93 (1085771.35, 1578721.59)	0.40	1521.38 (1290.35, 1775.74)	1708.84 (1425.74, 2042.71)	0.37 (0.22, 0.52)
Gabon	both	14434.17 (12074.65, 17311.84)	14216.66 (12507.04, 16056.52)	-0.02	1109.33 (958.13, 1274.51)	783.63 (692.70, 882.11)	-1.69 (-1.85, -1.52)
Georgia	both	26910.39 (20561.28, 34812.91)	17635.91 (13990.49, 22275.36)	-0.34	570.85 (432.99, 748.19)	606.22 (475.40, 777.46)	-0.25 (-0.49, -0.01)
Germany	both	669147.66 (517120.68, 859976.24)	983015.06 (780685.94, 1219309.71)	0.47	844.34 (653.13, 1099.35)	1021.46 (817.64, 1266.82)	0.58 (0.45, 0.72)
Ghana	both	356049.52 (307004.42, 417418.47)	428405.65 (380042.81, 486190.46)	0.20	1701.12 (1498.53, 1942.95)	1236.77 (1096.83, 1392.12)	-1.45 (-1.63, -1.26)
Greece	both	58921.41 (46667.74, 75214.18)	63267.10 (47543.60, 82111.09)	0.07	639.89 (519.65, 803.66)	713.24 (563.54, 893.55)	-0.06 (-0.21, 0.08)
Greenland	both	321.49 (268.43, 386.58)	396.62 (330.12, 472.76)	0.23	596.42 (499.16, 714.42)	674.88 (565.01, 802.73)	0.22 (0.05, 0.39)
Grenada	both	907.33 (774.36, 1055.15)	1036.07 (873.96, 1203.65)	0.14	1066.51 (910.69, 1231.92)	1076.63 (923.47, 1241.28)	-0.31 (-0.43, -0.19)
Guam	both	1947.87 (1673.97, 2256.58)	2234.57 (1923.88, 2531.34)	0.15	1387.32 (1198.13, 1603.88)	1317.59 (1137.22, 1495.79)	-0.68 (-0.89, -0.47)
Guatemala	both	137588.51 (123993.45, 152699.83)	150314.74 (130102.21, 171901.77)	0.09	1696.91 (1515.52, 1900.85)	909.37 (781.56, 1046.32)	-2.46 (-2.61, -2.31)

Guinea	both	156730.03 (134551.03, 184737.44)	200936.57 (177048.38, 231829.10)	0.28	1517.30 (1347.05, 1723.14)	1172.59 (1045.51, 1318.37)	-1.04 (-1.20, -0.89)
Guinea-Bissau	both	25014.40 (21254.08, 30172.16)	27929.60 (24352.63, 32321.86)	0.12	1646.51 (1440.52, 1910.53)	1194.10 (1053.96, 1368.77)	-1.34 (-1.45, -1.22)
Guyana	both	14635.74 (12682.95, 17006.31)	8209.90 (7090.06, 9415.86)	-0.44	1738.45 (1519.29, 1976.81)	1131.32 (978.86, 1298.78)	-1.92 (-2.08, -1.76)
Haiti	both	129024.82 (95090.01, 172259.91)	148567.09 (121261.33, 182685.31)	0.15	1371.26 (1077.03, 1729.67)	1083.51 (903.04, 1302.28)	-1.19 (-1.33, -1.05)
Honduras	both	51954.28 (44798.41, 59926.63)	75702.58 (66216.17, 85824.15)	0.46	1007.26 (881.25, 1143.62)	824.98 (722.96, 931.44)	-1.34 (-1.52, -1.17)
Hungary	both	44677.90 (36217.15, 55080.53)	48731.17 (39311.41, 60134.68)	0.09	558.86 (469.57, 670.89)	660.02 (533.26, 821.87)	0.35 (0.27, 0.43)
Iceland	both	2670.47 (2131.83, 3289.57)	4470.60 (3601.86, 5472.05)	0.67	1056.69 (845.75, 1303.21)	1247.59 (1016.45, 1529.64)	0.38 (0.27, 0.49)
India	both	41452814.47 (34781567.21, 49842407.95)	56050385.35 (46215103.54, 66989816.97)	0.35	3884.24 (3280.50, 4628.75)	4321.38 (3568.00, 5173.77)	-0.12 (-0.26, 0.01)
Indonesia	both	6035267.71 (4848113.95, 7476347.46)	8559739.19 (7161643.61, 10174477.33)	0.42	3150.54 (2565.86, 3830.88)	3574.84 (2992.61, 4212.05)	0.19 (0.04, 0.34)
Iran (Islamic Republic of)	both	960138.86 (767943.18, 1195521.18)	1146864.88 (958173.60, 1378941.52)	0.19	1328.43 (1073.83, 1639.54)	1467.34 (1237.18, 1738.84)	-0.20 (-0.40, 0.01)
Iraq	both	351014.81 (297337.90, 415356.70)	683577.74 (589208.55, 790458.47)	0.95	1303.91 (1118.94, 1520.50)	1512.72 (1298.25, 1753.80)	0.09 (-0.10, 0.27)
Ireland	both	34038.85 (26906.86, 43427.65)	53144.11 (42043.35, 67205.61)	0.56	983.96 (782.21, 1241.55)	1114.57 (886.85, 1403.35)	0.10 (-0.02, 0.22)
Israel	both	49593.21 (39923.52, 61477.28)	115928.34 (93576.77, 143930.07)	1.34	1002.25 (807.00, 1241.01)	1220.32 (983.01, 1516.04)	0.49 (0.34, 0.65)

Italy	both	713586.61 (570916.89, 904799.84)	882612.52 (700615.19, 1090103.45)	0.24	1398.31 (1128.46, 1738.51)	1516.66 (1230.20, 1878.82)	0.00 (-0.18, 0.18)
Jamaica	both	29466.46 (25501.54, 33797.07)	20921.81 (17524.68, 25079.93)	-0.29	1242.85 (1068.59, 1424.24)	837.06 (710.28, 991.04)	-1.90 (-2.07, -1.72)
Japan	both	794577.76 (647802.62, 986558.96)	933320.37 (750974.01, 1145445.74)	0.17	791.57 (672.42, 941.73)	884.70 (749.64, 1052.24)	-0.01 (-0.21, 0.19)
Jordan	both	55017.98 (47238.86, 64267.76)	150631.27 (125637.34, 182250.89)	1.74	1175.10 (1006.60, 1366.96)	1305.74 (1089.33, 1577.27)	0.08 (-0.02, 0.19)
Kazakhstan	both	115149.68 (96276.54, 138101.36)	145794.51 (119886.51, 178802.78)	0.27	677.64 (564.62, 811.97)	808.73 (660.25, 996.25)	0.53 (0.43, 0.62)
Kenya	both	553804.29 (417050.63, 760559.44)	920318.94 (732997.59, 1155229.90)	0.66	1794.69 (1446.23, 2267.20)	1729.01 (1403.20, 2123.04)	-0.41 (-0.60, -0.23)
Kiribati	both	1735.60 (1516.63, 1995.44)	1819.79 (1616.98, 2040.50)	0.05	1911.68 (1689.03, 2152.07)	1463.15 (1302.65, 1638.01)	-1.02 (-1.10, -0.95)
Kuwait	both	18940.99 (14728.97, 24183.66)	51765.67 (39427.11, 67014.56)	1.73	1016.76 (787.06, 1303.54)	1315.43 (1000.53, 1723.09)	0.41 (0.28, 0.54)
Kyrgyzstan	both	30437.84 (24227.89, 38846.55)	48866.23 (36142.75, 65896.31)	0.61	567.28 (450.07, 715.59)	710.97 (524.68, 955.99)	0.04 (-0.23, 0.32)
Lao People's Democratic Republic	both	164074.97 (115719.25, 221736.58)	147131.99 (120637.48, 177819.78)	-0.10	2968.62 (2314.69, 3718.71)	2035.98 (1691.97, 2429.16)	-1.42 (-1.57, -1.27)
Latvia	both	17172.64 (14017.67, 21144.09)	10446.45 (8339.30, 13011.21)	-0.39	813.83 (656.63, 1015.38)	809.68 (645.35, 1029.70)	-0.03 (-0.13, 0.07)
Lebanon	both	49826.75 (43411.17, 57234.90)	70643.82 (59703.60, 83587.23)	0.42	1218.03 (1060.62, 1391.16)	1370.17 (1158.58, 1621.52)	0.11 (-0.04, 0.26)
Lesotho	both	48089.45 (42857.95, 54151.33)	26324.61 (22482.29, 30711.34)	-0.45	2177.43 (1950.15, 2432.57)	1242.85 (1066.01, 1442.01)	-1.88 (-2.23, -1.52)

Liberia	both	35911.27 (28314.58, 46199.00)	51081.58 (44386.89, 59013.11)	0.42	1285.11 (1075.34, 1549.31)	967.75 (847.31, 1105.51)	-1.54 (-1.72, -1.35)
Libya	both	67174.57 (57696.14, 80103.70)	80346.91 (65677.31, 97685.02)	0.20	1199.16 (1025.71, 1419.47)	1431.64 (1186.84, 1727.17)	0.24 (0.08, 0.41)
Lithuania	both	24801.69 (20044.03, 30516.19)	14913.03 (11717.38, 18655.40)	-0.40	811.19 (649.39, 1006.29)	807.31 (638.11, 1025.19)	-0.13 (-0.23, -0.03)
Luxembourg	both	4643.26 (3818.41, 5586.50)	9138.74 (7415.86, 11175.47)	0.97	1174.76 (974.16, 1411.48)	1371.38 (1126.94, 1685.68)	0.44 (0.33, 0.54)
North Macedonia	both	18229.93 (14111.73, 23535.77)	20181.44 (15384.48, 26301.02)	0.11	980.40 (747.56, 1270.14)	1207.99 (892.66, 1603.94)	0.76 (0.62, 0.91)
Madagascar	both	405362.97 (336355.26, 501926.24)	514379.37 (449333.97, 590933.64)	0.27	2434.32 (2117.60, 2839.48)	1629.25 (1445.15, 1844.20)	-1.41 (-1.49, -1.34)
Malawi	both	272819.32 (190175.77, 387523.87)	331564.82 (267169.73, 418307.90)	0.22	1796.54 (1383.64, 2331.89)	1655.57 (1368.33, 2010.97)	-0.90 (-1.12, -0.69)
Malaysia	both	496377.02 (441786.28, 558526.19)	739835.07 (620015.97, 874814.65)	0.49	2572.40 (2279.11, 2900.64)	2529.43 (2123.56, 3000.79)	-0.46 (-0.66, -0.25)
Maldives	both	12419.00 (9886.93, 15208.13)	23937.11 (19619.28, 28834.81)	0.93	4336.04 (3603.35, 5115.65)	5012.37 (4154.63, 5947.52)	-0.20 (-0.41, 0.02)
Mali	both	298792.41 (260195.84, 350893.29)	626808.24 (547773.56, 731942.07)	1.10	2084.89 (1847.40, 2360.90)	1869.46 (1668.08, 2116.50)	-0.77 (-0.92, -0.62)
Malta	both	3697.50 (2974.35, 4646.07)	5082.10 (4012.34, 6342.33)	0.37	1030.77 (831.94, 1284.34)	1168.42 (929.30, 1465.98)	0.12 (-0.01, 0.26)
Marshall Islands	both	667.30 (573.38, 774.82)	630.01 (558.07, 711.61)	-0.06	1287.54 (1109.10, 1458.70)	1145.79 (1009.76, 1295.98)	-0.63 (-0.75, -0.51)
Mauritania	both	56107.06 (48404.99, 66325.15)	67829.57 (60052.76, 76464.52)	0.21	1890.52 (1671.82, 2148.86)	1510.93 (1338.05, 1705.93)	-1.24 (-1.43, -1.05)

Mauritius	both	24884.36 (22164.18, 28195.96)	21987.84 (18706.49, 25732.98)	-0.12	2353.75 (2097.86, 2659.67)	2167.85 (1895.70, 2471.75)	-0.67 (-0.82, -0.52)
Mexico	both	1557713.15 (1267159.07, 1885274.19)	1971471.92 (1624370.87, 2375438.36)	0.27	1914.26 (1575.57, 2297.34)	1625.41 (1342.50, 1942.42)	-0.97 (-1.29, -0.66)
Republic of Moldova	both	29723.06 (23619.51, 37860.57)	20763.19 (15741.67, 26489.84)	-0.30	716.62 (561.72, 932.36)	858.42 (649.82, 1133.90)	0.58 (0.49, 0.66)
Mongolia	both	15556.93 (13172.59, 18624.82)	21474.95 (16719.50, 27837.07)	0.38	522.07 (439.13, 626.45)	585.41 (455.39, 755.08)	-0.02 (-0.22, 0.18)
Montenegro	both	5184.48 (4040.52, 6547.38)	6412.06 (5047.82, 8041.60)	0.24	922.57 (718.65, 1189.96)	1264.62 (972.23, 1643.34)	1.02 (0.87, 1.17)
Morocco	both	358901.00 (308980.79, 422038.31)	439666.01 (368415.14, 528631.40)	0.23	1153.12 (997.12, 1339.11)	1315.78 (1102.03, 1571.22)	-0.10 (-0.31, 0.10)
Mozambique	both	278069.71 (240158.72, 328863.70)	296468.06 (254499.46, 347400.38)	0.07	1418.63 (1260.16, 1621.96)	791.31 (692.76, 899.81)	-2.55 (-2.74, -2.37)
Myanmar	both	952566.03 (797621.35, 1143229.14)	919257.83 (798665.52, 1048386.87)	-0.03	1993.04 (1712.53, 2308.74)	1758.54 (1529.37, 1999.83)	-0.61 (-0.79, -0.43)
Namibia	both	26755.29 (22538.58, 32181.30)	33171.59 (27736.57, 40082.83)	0.24	1506.45 (1297.88, 1741.81)	1261.52 (1069.79, 1492.80)	-0.61 (-0.88, -0.34)
Nepal	both	742664.79 (599578.97, 941323.47)	746818.26 (638305.24, 866731.10)	0.01	2940.60 (2496.47, 3481.12)	2564.52 (2191.15, 2967.02)	-0.42 (-0.52, -0.33)
Netherlands	both	163712.35 (133653.81, 203019.26)	240577.65 (193819.41, 294584.89)	0.47	1089.28 (897.72, 1345.04)	1301.55 (1060.09, 1593.36)	0.31 (0.10, 0.51)
New Zealand	both	21490.69 (17937.33, 25870.68)	27999.54 (22648.93, 34711.57)	0.30	664.77 (560.15, 790.24)	692.44 (573.49, 837.80)	-0.10 (-0.24, 0.03)
Nicaragua	both	40842.34 (35886.77, 47092.56)	38886.38 (33492.30, 45100.96)	-0.05	843.12 (746.19, 955.80)	617.67 (532.00, 714.27)	-1.54 (-1.77, -1.31)

Niger	both	306730.79 (267980.66, 364889.39)	654823.34 (587258.83, 734656.53)	1.13	1984.10 (1782.94, 2264.08)	1637.21 (1479.51, 1814.78)	-1.05 (-1.18, -0.91)
Nigeria	both	2526752.78 (1906151.01, 3349429.06)	4935329.12 (4149960.73, 5894968.14)	0.95	1846.80 (1488.66, 2275.13)	1794.99 (1520.82, 2118.02)	-0.42 (-0.68, -0.17)
Democratic People's Republic of Korea	both	617640.92 (467768.83, 826528.56)	558021.25 (459720.47, 669361.59)	-0.10	2290.92 (1805.39, 2936.83)	2413.57 (1981.09, 2897.98)	-1.72 (-2.30, -1.13)
Northern Mariana Islands	both	614.56 (541.96, 698.95)	622.19 (534.65, 719.60)	0.01	1358.37 (1196.21, 1536.65)	1554.83 (1359.06, 1779.78)	0.20 (0.04, 0.36)
Norway	both	47319.71 (37608.36, 60000.61)	89648.61 (72039.39, 110066.39)	0.89	1180.26 (933.25, 1490.91)	1620.94 (1304.09, 1987.23)	0.84 (0.72, 0.97)
Oman	both	40773.08 (35646.25, 47205.79)	75337.25 (61364.24, 91992.58)	0.85	1581.33 (1374.61, 1824.62)	1751.48 (1445.68, 2121.61)	-0.10 (-0.23, 0.04)
Pakistan	both	4351625.70 (3532981.49, 5413108.05)	6667345.94 (5720263.49, 7795677.95)	0.53	2668.46 (2230.72, 3182.57)	2438.49 (2107.17, 2826.28)	-0.87 (-1.05, -0.69)
Palestine	both	28647.28 (24920.49, 33113.91)	58086.60 (48163.07, 70801.36)	1.03	991.24 (861.24, 1139.93)	1123.17 (929.05, 1353.19)	0.10 (-0.06, 0.26)
Panama	both	18749.72 (16525.75, 21192.39)	28921.40 (24376.13, 34287.97)	0.54	741.46 (649.64, 841.97)	714.68 (603.87, 846.49)	-0.93 (-1.17, -0.69)
Papua New Guinea	both	107893.58 (85907.74, 137949.18)	219204.40 (173241.44, 277318.99)	1.03	1963.10 (1613.98, 2414.94)	1743.47 (1428.99, 2129.19)	-0.56 (-0.87, -0.26)
Paraguay	both	30981.69 (25785.67, 36799.62)	60787.30 (52655.54, 69763.65)	0.96	775.35 (659.31, 896.61)	937.06 (811.62, 1074.72)	1.00 (0.85, 1.15)
Peru	both	133740.48 (113548.16, 157363.17)	158411.35 (137542.10, 182202.58)	0.18	632.72 (541.67, 730.85)	473.19 (411.20, 542.48)	-1.55 (-1.74, -1.37)
Philippines	both	1677366.69 (1287749.21, 2167605.68)	2139530.46 (1832462.86, 2482208.73)	0.28	2247.69 (1792.50, 2796.30)	1875.56 (1608.62, 2177.15)	-0.99 (-1.25, -0.72)

Poland	both	299309.06 (230201.93, 379138.48)	337958.64 (266392.08, 420610.07)	0.13	920.36 (710.57, 1188.23)	1114.44 (862.39, 1424.08)	0.42 (0.22, 0.63)
Portugal	both	130566.51 (106644.10, 158947.93)	159897.85 (127043.75, 198159.90)	0.22	1331.57 (1105.31, 1610.93)	1425.41 (1142.95, 1768.74)	0.17 (0.03, 0.31)
Puerto Rico	both	36703.39 (30204.04, 44520.38)	40160.24 (33212.29, 48308.89)	0.09	1064.72 (875.52, 1298.89)	1292.29 (1027.08, 1625.46)	0.48 (0.32, 0.64)
Qatar	both	5563.80 (4607.12, 6750.16)	32376.83 (25892.43, 40348.24)	4.82	1166.67 (965.50, 1404.19)	1397.24 (1129.30, 1710.26)	0.51 (0.41, 0.62)
Romania	both	169735.06 (134750.88, 212436.03)	148150.57 (117210.00, 186192.55)	-0.13	883.48 (690.67, 1120.61)	1041.08 (810.32, 1352.27)	0.43 (0.30, 0.57)
Russian Federation	both	1038767.06 (842207.02, 1258444.86)	1106361.63 (876304.33, 1367566.94)	0.07	843.09 (681.24, 1037.62)	997.49 (784.92, 1257.62)	0.17 (0.01, 0.32)
Rwanda	both	141836.96 (122286.78, 168319.12)	145526.57 (124381.91, 170807.20)	0.03	1465.15 (1303.45, 1664.31)	1071.43 (927.60, 1229.78)	-1.77 (-1.99, -1.55)
Saint Lucia	both	1455.68 (1245.29, 1709.17)	1532.06 (1277.78, 1823.06)	0.05	1056.62 (912.61, 1221.07)	967.42 (820.55, 1139.31)	-0.67 (-0.81, -0.54)
Saint Vincent and the Grenadines	both	1491.19 (1256.48, 1771.59)	1160.20 (990.96, 1344.49)	-0.22	1409.06 (1201.41, 1655.85)	1095.79 (941.55, 1271.99)	-1.00 (-1.13, -0.88)
Samoa	both	1463.20 (1228.69, 1724.01)	2017.62 (1723.98, 2370.88)	0.38	1010.34 (851.41, 1181.97)	1064.31 (910.34, 1251.27)	-0.08 (-0.23, 0.06)
Sao Tome and Principe	both	2200.38 (1843.22, 2658.86)	2300.35 (2042.22, 2601.02)	0.05	1324.70 (1133.43, 1554.21)	1092.45 (968.20, 1244.53)	-1.32 (-1.52, -1.13)
Saudi Arabia	both	260236.51 (217258.76, 311623.85)	423060.27 (348093.58, 512760.56)	0.63	1352.25 (1140.45, 1592.89)	1412.67 (1168.01, 1716.71)	-0.16 (-0.29, -0.04)
Senegal	both	161111.12 (140759.30, 187567.21)	196672.30 (172938.97, 224460.00)	0.22	1403.50 (1247.65, 1582.37)	1105.97 (978.37, 1247.49)	-0.92 (-1.00, -0.84)

Serbia	both	71738.77 (56798.80, 90936.25)	76114.79 (61367.62, 94975.12)	0.06	921.77 (724.20, 1179.75)	1101.18 (877.37, 1401.18)	0.46 (0.37, 0.56)
Seychelles	both	1106.71 (970.75, 1245.00)	1639.15 (1401.15, 1899.16)	0.48	1546.90 (1353.44, 1739.46)	1685.62 (1444.55, 1954.96)	0.07 (0.00, 0.15)
Sierra Leone	both	93252.88 (73696.51, 119263.03)	129774.89 (110349.78, 155190.31)	0.39	1663.95 (1392.70, 2017.93)	1252.66 (1089.02, 1463.97)	-1.18 (-1.30, -1.06)
Singapore	both	22622.73 (19336.79, 26597.44)	39887.39 (32632.84, 49068.88)	0.76	885.61 (778.05, 1017.62)	923.99 (791.12, 1096.03)	-0.05 (-0.14, 0.04)
Slovakia	both	36955.61 (29002.19, 47228.48)	42065.55 (33450.69, 52615.82)	0.14	809.78 (631.61, 1054.55)	954.53 (742.55, 1222.24)	0.44 (0.39, 0.50)
Slovenia	both	13007.39 (10032.11, 16478.65)	14560.17 (11157.95, 18684.44)	0.12	839.92 (640.43, 1096.76)	951.13 (724.47, 1245.01)	0.28 (0.22, 0.34)
Solomon Islands	both	6741.91 (5305.02, 8605.25)	9240.92 (7774.67, 10858.35)	0.37	1501.95 (1251.31, 1793.61)	1267.06 (1080.32, 1465.72)	-0.83 (-0.95, -0.71)
Somalia	both	299066.74 (256976.83, 352460.68)	665125.14 (579921.14, 771944.08)	1.22	2974.50 (2637.44, 3379.24)	2276.57 (2026.75, 2573.11)	-1.29 (-1.47, -1.11)
South Africa	both	436862.84 (356507.48, 550991.18)	530237.88 (437026.48, 634802.14)	0.21	1084.87 (895.06, 1349.50)	1005.53 (828.47, 1209.77)	-1.03 (-1.24, -0.83)
Republic of Korea	both	329175.14 (277165.16, 385856.83)	346962.90 (279575.11, 431087.96)	0.05	813.73 (690.13, 944.38)	648.05 (530.53, 794.66)	-1.54 (-1.82, -1.26)
South Sudan	both	186798.43 (159224.49, 224907.35)	217076.11 (186358.35, 257824.27)	0.16	2372.99 (2077.64, 2730.59)	1711.29 (1510.74, 1955.11)	-1.45 (-1.63, -1.27)
Spain	both	448357.09 (355393.08, 565199.12)	644970.39 (511779.79, 801149.54)	0.44	1179.57 (945.60, 1479.81)	1313.34 (1054.50, 1619.23)	0.24 (0.09, 0.39)
Sri Lanka	both	696314.61 (606102.50, 792783.86)	1022679.93 (841632.69, 1231679.06)	0.47	4182.24 (3626.76, 4755.83)	5129.60 (4198.99, 6174.42)	0.03 (-0.34, 0.41)

Sudan	both	864705.54 (670603.62, 1127341.22)	1142091.94 (993523.48, 1318569.29)	0.32	2488.19 (2043.98, 3059.63)	2337.96 (2019.72, 2682.80)	-0.82 (-1.22, -0.41)
Suriname	both	4493.39 (3779.43, 5375.87)	5583.04 (4818.15, 6522.33)	0.24	1154.58 (980.27, 1360.57)	1062.01 (913.19, 1239.56)	-0.68 (-0.83, -0.54)
Eswatini	both	9425.34 (7205.41, 12230.26)	9321.60 (7216.98, 11661.29)	-0.01	947.22 (775.98, 1144.34)	780.38 (624.43, 959.06)	-0.71 (-0.83, -0.60)
Sweden	both	98323.17 (78482.57, 122670.52)	147592.51 (116667.70, 183330.93)	0.50	1190.63 (954.24, 1487.66)	1446.56 (1151.59, 1787.86)	0.22 (0.02, 0.41)
Switzerland	both	67793.32 (52443.80, 86455.36)	115186.00 (91403.14, 142985.89)	0.70	1011.55 (796.87, 1290.66)	1229.04 (985.51, 1517.72)	0.58 (0.48, 0.69)
Syrian Arab Republic	both	297509.37 (259573.92, 339746.09)	218141.92 (182837.33, 259707.77)	-0.27	1498.37 (1300.56, 1721.17)	1689.24 (1427.29, 1994.28)	0.00 (-0.17, 0.18)
Taiwan (Province of China)	both	211480.10 (176965.59, 251058.89)	213766.77 (163897.50, 272731.88)	0.01	1132.13 (943.48, 1353.41)	1128.71 (823.40, 1518.29)	-0.23 (-0.45, -0.01)
Tajikistan	both	81174.21 (69970.71, 96588.50)	109204.24 (92129.48, 131468.53)	0.35	953.57 (819.39, 1131.04)	966.51 (814.81, 1157.11)	-0.14 (-0.24, -0.03)
United Republic of Tanzania	both	457590.24 (377650.79, 561300.79)	586036.41 (494981.26, 704654.34)	0.28	1156.92 (1003.34, 1339.75)	787.02 (680.45, 916.74)	-1.73 (-1.86, -1.59)
Thailand	both	875684.41 (771583.49, 990283.40)	966960.35 (824622.16, 1118145.20)	0.10	1655.35 (1458.73, 1873.99)	1579.92 (1362.99, 1820.29)	-0.24 (-0.33, -0.16)
Bahamas	both	5039.96 (4104.43, 6103.90)	8111.16 (6458.95, 9982.07)	0.61	2055.99 (1686.44, 2481.66)	2375.46 (1900.59, 2891.12)	-0.37 (-0.70, -0.04)
Gambia	both	30688.78 (25879.57, 37130.20)	43121.48 (37710.60, 50017.89)	0.41	2056.53 (1781.27, 2377.59)	1620.02 (1426.19, 1846.32)	-0.90 (-1.10, -0.69)
Timor-Leste	both	42640.05 (32015.91, 56853.29)	40171.69 (33980.15, 47557.81)	-0.06	3796.65 (3094.83, 4681.66)	2736.79 (2355.14, 3199.37)	-1.32 (-1.46, -1.18)

Togo	both	85090.93 (69345.59, 106447.61)	116131.03 (100113.31, 136042.85)	0.36	1555.67 (1324.16, 1840.54)	1281.14 (1111.87, 1472.31)	-1.01 (-1.15, -0.86)
Tonga	both	1278.65 (1123.16, 1447.56)	1308.34 (1154.26, 1488.60)	0.02	1306.28 (1142.22, 1481.38)	1279.53 (1119.49, 1458.86)	-0.31 (-0.46, -0.17)
Trinidad and Tobago	both	12112.74 (10623.89, 13742.75)	12242.88 (10253.40, 14580.00)	0.01	1053.27 (919.18, 1206.18)	983.00 (841.06, 1155.11)	-0.79 (-0.94, -0.64)
Tunisia	both	118534.93 (97819.27, 144778.77)	136143.52 (110830.11, 165433.79)	0.15	1223.63 (1021.73, 1479.08)	1310.56 (1068.78, 1600.71)	0.02 (-0.11, 0.15)
Turkey	both	582364.68 (490152.09, 694075.95)	896321.09 (776503.53, 1031834.19)	0.54	841.92 (712.43, 999.32)	1191.13 (1041.45, 1360.59)	1.45 (1.21, 1.69)
Turkmenistan	both	45368.37 (36985.65, 57843.77)	45313.29 (36967.72, 56378.78)	0.00	831.10 (683.92, 1043.09)	849.38 (690.19, 1058.83)	-0.21 (-0.33, -0.09)
Uganda	both	322143.27 (252872.69, 412153.12)	430970.71 (355341.90, 520138.10)	0.34	1158.36 (966.84, 1379.06)	821.37 (700.82, 955.75)	-1.46 (-1.56, -1.37)
Ukraine	both	412526.22 (342689.89, 499771.11)	325783.20 (262510.87, 396189.52)	-0.21	1009.80 (841.49, 1227.79)	1159.06 (946.16, 1424.58)	0.32 (0.16, 0.48)
United Arab Emirates	both	30624.08 (27044.19, 35121.61)	112119.01 (92404.05, 138290.33)	2.66	1471.46 (1293.66, 1688.18)	1733.49 (1487.53, 2042.82)	0.20 (0.10, 0.30)
United Kingdom	both	698069.72 (555770.04, 887791.22)	949690.88 (749333.44, 1215655.02)	0.36	1299.35 (1031.20, 1641.00)	1527.76 (1199.37, 1947.19)	-0.08 (-0.37, 0.22)
United States of America	both	1760509.52 (1384845.86, 2200165.71)	2772526.43 (2181375.76, 3425231.54)	0.57	683.40 (539.02, 856.60)	797.60 (631.61, 988.06)	-0.08 (-0.28, 0.11)
Uruguay	both	20745.48 (17519.76, 24580.61)	27758.39 (23089.18, 32981.32)	0.34	673.63 (573.21, 798.78)	806.80 (680.42, 956.97)	0.18 (-0.02, 0.37)
Uzbekistan	both	286814.52 (247919.89, 331012.35)	329885.68 (284755.22, 384466.51)	0.15	939.90 (812.63, 1082.57)	939.18 (807.58, 1096.89)	-0.36 (-0.47, -0.24)

Vanuatu	both	2299.86 (1928.57, 2780.15)	3657.26 (3164.13, 4179.29)	0.59	1244.94 (1079.64, 1442.26)	1217.14 (1051.15, 1376.76)	-0.29 (-0.42, -0.17)
Venezuela (Bolivarian Republic of)	both	214923.49 (185974.52, 247571.98)	288944.78 (243187.08, 342447.35)	0.34	1051.81 (902.61, 1221.17)	1087.35 (924.00, 1278.54)	-0.40 (-0.66, -0.13)
Viet nam	both	1696246.70 (1484828.16, 1944257.56)	1900367.58 (1560422.97, 2302372.78)	0.12	2201.57 (1925.46, 2546.95)	2253.88 (1854.74, 2759.11)	-0.26 (-0.44, -0.08)
Virginia	both	45724.13 (36051.76, 57622.61)	76286.45 (59699.50, 95642.55)	0.67	712.64 (564.19, 897.94)	820.80 (639.92, 1028.62)	-0.15 (-0.37, 0.06)
Yemen	both	757570.11 (573523.04, 1008618.52)	987923.49 (823793.15, 1205423.77)	0.30	3441.46 (2744.61, 4275.85)	2613.62 (2189.88, 3127.64)	-0.94 (-1.04, -0.84)
Zambia	both	147737.73 (111580.65, 193921.63)	229414.97 (190638.02, 278759.10)	0.55	1257.27 (1044.18, 1520.47)	1078.43 (917.71, 1259.99)	-0.70 (-0.85, -0.55)
Zimbabwe	both	184335.30 (155400.01, 218544.06)	221176.24 (187195.98, 260169.39)	0.20	1581.65 (1374.57, 1806.60)	1407.57 (1218.17, 1602.95)	-0.01 (-0.16, 0.15)
Monaco	both	310.33 (247.21, 385.51)	439.43 (351.44, 551.07)	0.42	1009.07 (813.36, 1237.94)	1108.24 (898.39, 1384.26)	0.06 (-0.07, 0.20)
San Marino	both	241.94 (194.30, 298.67)	394.02 (315.50, 490.67)	0.63	1042.47 (847.52, 1280.16)	1163.20 (945.86, 1443.10)	0.13 (-0.01, 0.26)
Saint Kitts and Nevis	both	454.70 (392.13, 526.30)	629.06 (536.36, 732.39)	0.38	1133.52 (973.37, 1316.96)	1129.19 (969.87, 1317.55)	-0.27 (-0.37, -0.16)
Cook Islands	both	271.54 (238.99, 310.51)	280.72 (240.51, 327.97)	0.03	1417.16 (1237.59, 1608.35)	1605.62 (1382.02, 1888.75)	0.05 (-0.06, 0.17)
Nauru	both	168.89 (144.86, 196.65)	144.22 (126.05, 164.26)	-0.15	1302.14 (1131.86, 1490.50)	1324.62 (1149.22, 1519.26)	-0.33 (-0.45, -0.20)
Niue	both	34.23 (30.08, 38.65)	24.25 (20.95, 28.02)	-0.29	1431.61 (1250.62, 1617.17)	1493.88 (1299.21, 1723.07)	-0.02 (-0.12, 0.08)

Palau	both	196.37 (171.74, 224.31)	215.11 (183.03, 252.95)	0.10	1278.71 (1114.91, 1460.29)	1366.67 (1178.99, 1582.65)	-0.09 (-0.24, 0.07)
Tokelau	both	28.12 (24.77, 32.22)	20.42 (18.07, 23.08)	-0.27	1336.86 (1170.06, 1522.23)	1354.39 (1185.88, 1538.35)	-0.13 (-0.22, -0.03)
Tuvalu	both	157.78 (130.97, 190.76)	140.63 (121.49, 160.43)	-0.11	1422.31 (1205.18, 1678.92)	1265.05 (1094.40, 1444.10)	-0.68 (-0.79, -0.57)
Afghanistan	male	106628.59 (83001.26, 134901.93)	390657.15 (333562.57, 456781.95)	2.66	1107.07 (908.01, 1339.07)	1377.48 (1166.85, 1613.83)	0.28 (0.07, 0.49)
Albania	male	26344.10 (19744.64, 34284.32)	18465.98 (14326.27, 23285.79)	-0.30	1345.70 (1025.32, 1728.96)	1648.26 (1263.16, 2134.67)	1.09 (0.79, 1.39)
Algeria	male	224363.35 (191321.19, 267539.66)	317444.63 (269960.03, 372090.37)	0.41	1392.07 (1183.32, 1650.56)	1476.85 (1252.93, 1735.52)	-0.20 (-0.40, -0.01)
American Samoa	male	360.18 (317.54, 408.81)	350.86 (306.91, 404.25)	-0.03	1273.15 (1114.86, 1452.43)	1313.30 (1149.41, 1510.86)	-0.21 (-0.38, -0.04)
Andorra	male	284.72 (225.72, 359.73)	520.41 (406.25, 659.97)	0.83	1074.99 (863.06, 1345.93)	1272.41 (1007.74, 1583.90)	0.32 (0.15, 0.50)
Angola	male	143245.79 (122539.20, 171440.93)	198167.10 (177471.59, 221780.25)	0.38	1906.85 (1700.98, 2159.98)	1011.41 (912.81, 1120.00)	-2.63 (-2.81, -2.44)
Antigua and Barbuda	male	341.99 (295.67, 399.25)	425.08 (354.92, 505.69)	0.24	1191.82 (1026.99, 1388.99)	1064.21 (904.41, 1245.64)	-0.62 (-0.70, -0.53)
Argentina	male	152361.52 (127837.95, 181648.48)	253434.50 (205631.64, 306064.04)	0.66	952.99 (799.16, 1130.96)	1164.06 (954.82, 1397.65)	0.06 (-0.13, 0.24)
Armenia	male	11117.13 (8806.22, 14183.39)	8150.28 (6207.23, 10552.46)	-0.27	618.86 (488.33, 783.89)	666.02 (503.68, 875.46)	0.10 (-0.08, 0.29)
Australia	male	37984.76 (32658.73, 45266.60)	57947.02 (47782.03, 69195.41)	0.53	506.48 (442.74, 593.65)	526.38 (452.54, 613.14)	1.10 (0.66, 1.55)

Austria	male	42693.08 (32787.88, 54715.05)	55019.05 (42220.81, 70458.55)	0.29	1182.62 (921.77, 1499.26)	1294.26 (1003.93, 1660.72)	-0.06 (-0.20, 0.08)
Azerbaijan	male	42323.04 (30251.43, 58663.88)	33661.59 (27459.45, 40882.56)	-0.20	945.82 (689.16, 1304.08)	768.02 (624.13, 931.59)	-1.18 (-1.41, -0.95)
Bahrain	male	4636.24 (3964.23, 5341.10)	13538.50 (11164.74, 16437.84)	1.92	1621.24 (1396.89, 1865.38)	1765.61 (1456.72, 2120.12)	0.16 (0.00, 0.32)
Bangladesh	male	2371486.39 (2082028.32, 2717798.41)	1575278.36 (1375373.25, 1810633.68)	-0.34	3089.07 (2720.95, 3498.60)	2136.78 (1865.91, 2445.45)	-1.51 (-1.85, -1.18)
Barbados	male	1115.36 (952.87, 1302.94)	1315.92 (1071.72, 1616.73)	0.18	971.34 (833.93, 1126.23)	1020.67 (855.99, 1229.25)	-0.18 (-0.35, -0.01)
Belarus	male	33432.50 (26698.88, 41994.78)	30456.56 (24607.27, 37504.81)	-0.09	789.59 (621.10, 1005.98)	872.14 (701.00, 1098.92)	0.08 (-0.04, 0.19)
Belgium	male	55892.71 (44359.50, 69615.92)	91324.87 (73404.64, 112350.20)	0.63	1157.52 (933.23, 1429.32)	1489.78 (1209.74, 1821.13)	0.73 (0.55, 0.92)
Belize	male	859.70 (721.47, 1026.64)	1127.37 (972.10, 1303.37)	0.31	834.21 (708.57, 966.79)	594.59 (512.82, 686.40)	-1.53 (-1.69, -1.38)
Benin	male	75245.13 (61275.99, 96405.07)	111387.81 (94823.39, 132652.20)	0.48	1969.26 (1655.41, 2369.26)	1318.17 (1143.81, 1526.41)	-1.82 (-1.98, -1.66)
Bermuda	male	254.79 (209.25, 309.91)	298.50 (240.71, 366.64)	0.17	946.21 (779.69, 1146.45)	1106.61 (886.00, 1360.29)	0.14 (-0.02, 0.30)
Bhutan	male	7771.10 (6552.16, 9266.10)	17217.10 (13197.57, 22269.49)	1.22	1868.56 (1594.84, 2173.49)	4489.43 (3460.65, 5743.01)	2.44 (2.08, 2.80)
Bolivia (Plurinational State of)	male	29591.10 (25758.65, 34565.97)	57077.28 (47788.63, 68048.13)	0.93	832.95 (728.05, 951.52)	949.84 (793.12, 1129.82)	-0.01 (-0.20, 0.18)
Bosnia and Herzegovina	male	16542.42 (12841.42, 21072.55)	12738.33 (9858.99, 16152.83)	-0.23	823.09 (634.96, 1050.81)	994.80 (764.54, 1277.13)	0.56 (0.48, 0.64)

Botswana	male	7999.04 (6961.06, 9244.39)	11077.74 (9474.25, 13057.40)	0.38	1050.88 (915.97, 1202.09)	977.12 (836.60, 1152.21)	-0.21 (-0.42, 0.00)
Brazil	male	562491.50 (465302.68, 674888.03)	689527.11 (574644.87, 823870.09)	0.23	790.96 (657.04, 943.92)	699.77 (587.81, 827.97)	-1.43 (-1.72, -1.15)
Brunei Darussalam	male	952.60 (805.44, 1140.84)	1676.61 (1372.71, 2026.54)	0.76	671.42 (561.70, 815.34)	794.87 (660.46, 945.11)	0.51 (0.45, 0.57)
Bulgaria	male	26063.76 (20280.08, 33438.80)	24537.12 (19412.01, 30608.66)	-0.06	782.72 (607.90, 1004.85)	964.50 (765.50, 1218.29)	0.73 (0.59, 0.88)
Burkina Faso	male	166386.31 (142954.72, 200924.22)	330739.65 (286430.19, 385719.76)	0.99	2084.95 (1838.56, 2425.68)	1934.06 (1705.84, 2186.76)	-0.34 (-0.78, 0.09)
Burundi	male	84948.97 (70140.41, 104949.72)	111309.35 (88243.00, 141330.20)	0.31	2091.19 (1808.59, 2435.66)	1369.22 (1128.96, 1648.51)	-2.07 (-2.31, -1.83)
Cambodia	male	203586.54 (151075.16, 272152.56)	173616.39 (150177.51, 201516.14)	-0.15	2990.16 (2435.38, 3683.29)	2154.86 (1854.89, 2495.36)	-1.53 (-1.71, -1.35)
Cameroon	male	90563.21 (74512.13, 112315.75)	200406.53 (168140.74, 240096.08)	1.21	1204.49 (1017.56, 1420.74)	1197.29 (1016.20, 1396.55)	-0.65 (-0.85, -0.45)
Canada	male	99347.69 (80959.00, 122744.00)	153168.12 (121397.41, 191479.49)	0.54	730.58 (595.70, 905.04)	780.43 (622.47, 967.50)	-0.15 (-0.30, 0.00)
Cabo Verde	male	1892.60 (1562.33, 2278.32)	2607.27 (2232.78, 3072.45)	0.38	930.68 (794.81, 1094.43)	965.29 (825.50, 1140.28)	-0.22 (-0.34, -0.10)
Central African Republic	male	28574.14 (24850.63, 33459.63)	39904.19 (35003.77, 46314.36)	0.40	1404.47 (1247.80, 1582.24)	1161.13 (1036.36, 1309.73)	-0.54 (-0.69, -0.38)
Chad	male	119181.71 (101284.17, 143945.60)	224742.70 (188569.03, 277615.58)	0.89	2269.24 (1993.48, 2620.04)	1734.09 (1504.90, 2002.22)	-1.12 (-1.22, -1.01)
Chile	male	31169.56 (26463.90, 36686.83)	60824.28 (50046.93, 73781.71)	0.95	493.58 (415.28, 583.62)	662.51 (550.06, 794.58)	0.77 (0.30, 1.24)

China	male	10097584.82 (7687572.93, 13123354.88)	18038059.03 (14200287.71, 22365511.36)	0.79	1684.77 (1288.55, 2191.62)	2482.30 (1957.58, 3084.14)	1.25 (1.12, 1.38)
Colombia	male	109233.35 (95536.15, 122943.29)	141266.14 (117080.11, 171136.03)	0.29	663.51 (570.94, 754.45)	623.54 (520.76, 749.94)	-0.69 (-0.87, -0.50)
Comoros	male	4913.82 (4490.97, 5380.56)	3875.02 (3478.70, 4376.10)	-0.21	1606.96 (1462.67, 1757.30)	1057.74 (949.95, 1194.77)	-1.47 (-1.56, -1.37)
Congo	male	19814.67 (16587.44, 23423.58)	31191.96 (27577.69, 35150.05)	0.57	1211.39 (1051.82, 1394.01)	1070.95 (949.14, 1203.92)	-0.59 (-0.74, -0.43)
Costa Rica	male	11512.12 (9497.52, 14028.54)	24330.31 (19048.57, 31425.76)	1.11	778.99 (633.75, 953.93)	1085.55 (854.39, 1390.19)	0.04 (-0.27, 0.36)
Côte d'Ivoire	male	130645.23 (109537.23, 157123.37)	204510.89 (176776.22, 236605.81)	0.57	1386.25 (1199.63, 1603.74)	1237.32 (1075.74, 1409.47)	-0.97 (-1.13, -0.81)
Croatia	male	12631.82 (10086.93, 15735.34)	11948.24 (9220.61, 15367.67)	-0.05	656.06 (530.75, 803.59)	782.16 (611.33, 992.73)	0.77 (0.57, 0.97)
Cuba	male	37781.30 (30765.61, 46389.06)	44280.75 (34573.33, 55824.29)	0.17	724.68 (591.47, 887.90)	880.92 (694.34, 1102.17)	0.14 (-0.12, 0.39)
Cyprus	male	4239.77 (3470.00, 5226.36)	9710.38 (7888.67, 11912.91)	1.29	1106.27 (909.36, 1356.94)	1436.07 (1174.08, 1744.01)	0.89 (0.76, 1.01)
Czechia	male	30347.52 (23663.88, 38831.45)	59024.95 (48469.34, 71594.06)	0.94	743.88 (573.07, 964.68)	1172.56 (952.96, 1437.12)	1.78 (1.55, 2.01)
Democratic Republic of the Congo	male	516524.97 (462905.85, 587352.30)	797169.49 (709042.98, 894267.11)	0.54	1713.14 (1560.90, 1893.98)	1371.73 (1217.85, 1539.60)	-0.78 (-1.09, -0.47)
Denmark	male	26902.71 (20547.47, 34303.01)	39662.63 (31197.27, 49993.38)	0.47	1107.25 (869.07, 1403.33)	1316.26 (1045.11, 1646.91)	0.54 (0.31, 0.77)
Djibouti	male	9955.49 (8610.54, 11822.76)	14962.81 (13656.28, 16491.22)	0.50	2665.93 (2364.48, 3061.08)	2054.47 (1874.56, 2264.90)	-0.59 (-0.84, -0.34)

Dominica	male	409.10 (346.70, 484.65)	343.30 (289.66, 406.25)	-0.16	1133.00 (965.31, 1328.87)	1071.32 (899.89, 1264.54)	-0.52 (-0.65, -0.39)
Dominican Republic	male	38952.87 (30755.22, 49698.92)	34227.52 (28798.10, 40396.83)	-0.12	911.41 (753.61, 1105.82)	630.95 (532.77, 743.11)	-1.60 (-1.74, -1.46)
Ecuador	male	40032.77 (35532.13, 45076.76)	60303.14 (52260.75, 68701.21)	0.51	791.33 (700.43, 894.92)	714.27 (617.39, 813.19)	-0.94 (-1.15, -0.74)
Egypt	male	452175.96 (371594.84, 550794.43)	719650.27 (603020.16, 855907.72)	0.59	1226.79 (1014.86, 1486.04)	1365.24 (1144.82, 1619.01)	-0.58 (-0.83, -0.33)
El Salvador	male	20779.26 (17984.02, 23869.63)	21545.94 (18666.87, 24908.91)	0.04	819.49 (709.67, 932.48)	773.46 (668.56, 891.71)	-0.31 (-0.47, -0.15)
Equatorial Guinea	male	6023.62 (5306.64, 6731.86)	6925.36 (6275.38, 7603.05)	0.15	1698.08 (1519.69, 1864.10)	788.64 (716.47, 865.88)	-3.87 (-4.40, -3.33)
Eritrea	male	63857.22 (51522.03, 81854.23)	63902.49 (54157.41, 76233.40)	0.00	3072.59 (2592.02, 3718.70)	1587.68 (1364.53, 1860.93)	-2.15 (-2.46, -1.83)
Estonia	male	6006.58 (4967.39, 7233.28)	3886.65 (3083.25, 4939.27)	-0.35	936.28 (767.80, 1132.90)	854.59 (670.30, 1100.83)	-0.35 (-0.59, -0.10)
Ethiopia	male	865393.10 (724678.38, 1053539.48)	1225915.43 (1026357.89, 1479294.56)	0.42	2466.66 (2154.64, 2832.21)	1802.87 (1543.98, 2114.39)	-1.02 (-1.37, -0.67)
Micronesia (Federated States of)	male	761.81 (652.54, 882.30)	569.63 (495.29, 648.14)	-0.25	1174.45 (1018.44, 1346.59)	1171.02 (1015.48, 1333.10)	-0.54 (-0.76, -0.33)
Fiji	male	5273.32 (4684.75, 5926.52)	5904.74 (5157.55, 6718.14)	0.12	1312.44 (1159.94, 1480.20)	1319.57 (1152.80, 1498.39)	-0.39 (-0.59, -0.20)
Finland	male	25974.29 (19845.33, 32876.88)	31911.02 (24521.02, 40457.44)	0.23	1122.22 (873.83, 1412.93)	1229.65 (953.53, 1565.70)	0.02 (-0.10, 0.14)
France	male	427423.57 (354913.10, 508517.99)	674538.50 (554157.96, 816283.45)	0.58	1482.69 (1237.56, 1757.25)	1843.21 (1527.09, 2213.96)	0.73 (0.53, 0.94)

Gabon	male	5853.33 (5067.09, 6765.44)	6303.81 (5588.67, 7044.95)	0.08	921.56 (809.48, 1032.40)	712.97 (629.44, 798.55)	-1.10 (-1.23, -0.96)
Georgia	male	13383.15 (10366.57, 17111.44)	8560.31 (6892.23, 10553.30)	-0.36	568.66 (440.58, 731.47)	599.10 (486.10, 728.12)	-0.55 (-0.87, -0.24)
Germany	male	347402.65 (269442.69, 448086.34)	517028.07 (403124.83, 646127.80)	0.49	903.66 (696.11, 1160.19)	1096.73 (870.40, 1367.32)	0.59 (0.48, 0.70)
Ghana	male	184140.29 (160069.53, 213575.71)	227714.12 (201702.01, 261158.32)	0.24	1787.68 (1575.42, 2033.85)	1362.21 (1207.69, 1538.53)	-1.15 (-1.30, -0.99)
Greece	male	33960.69 (26139.25, 44425.08)	41847.04 (31906.89, 53893.46)	0.23	746.40 (591.52, 955.21)	901.99 (711.79, 1117.33)	0.28 (0.15, 0.41)
Greenland	male	194.74 (158.10, 237.26)	223.39 (180.45, 276.91)	0.15	673.24 (548.81, 815.18)	719.07 (583.17, 892.19)	0.06 (-0.17, 0.30)
Grenada	male	502.82 (430.51, 585.52)	625.19 (528.10, 730.22)	0.24	1250.67 (1066.31, 1455.11)	1258.24 (1072.06, 1468.74)	-0.34 (-0.46, -0.22)
Guam	male	972.40 (843.51, 1131.91)	1094.92 (931.15, 1271.25)	0.13	1321.70 (1134.50, 1540.61)	1265.53 (1078.71, 1469.53)	-0.66 (-0.86, -0.46)
Guatemala	male	57369.41 (53415.76, 61872.22)	66783.85 (57712.84, 76342.56)	0.16	1302.92 (1179.19, 1436.48)	852.26 (729.69, 984.96)	-1.85 (-2.01, -1.69)
Guinea	male	72423.49 (60675.88, 88372.29)	104513.12 (89631.66, 124585.81)	0.44	1439.92 (1259.77, 1670.37)	1236.88 (1078.53, 1425.90)	-0.79 (-1.05, -0.53)
Guinea-Bissau	male	13010.51 (10883.69, 15990.75)	15159.57 (13156.32, 17823.83)	0.17	1773.84 (1529.07, 2077.91)	1323.16 (1153.69, 1525.45)	-1.41 (-1.55, -1.27)
Guyana	male	7720.91 (6644.39, 9094.35)	4337.23 (3713.92, 5019.53)	-0.44	1865.42 (1616.72, 2135.35)	1198.66 (1022.25, 1386.84)	-1.76 (-1.91, -1.61)
Haiti	male	66276.80 (49588.22, 87103.34)	73336.66 (60030.98, 90235.55)	0.11	1477.58 (1189.44, 1839.94)	1085.57 (904.11, 1300.17)	-1.35 (-1.51, -1.18)

Honduras	male	21829.92 (19208.97, 24652.16)	31876.96 (27574.06, 36888.17)	0.46	880.83 (767.15, 1007.96)	710.39 (607.76, 819.67)	-1.34 (-1.50, -1.18)
Hungary	male	24336.40 (19803.93, 29612.42)	26784.94 (21309.23, 33415.58)	0.10	609.92 (512.09, 724.65)	742.65 (599.88, 919.99)	0.43 (0.34, 0.52)
Iceland	male	1417.52 (1111.15, 1776.56)	2364.58 (1857.78, 2970.03)	0.67	1125.64 (886.60, 1408.56)	1326.73 (1061.53, 1635.11)	0.37 (0.24, 0.51)
India	male	22821289.00 (19325440.04, 27248356.94)	29939090.92 (24568310.49, 36043322.26)	0.31	4134.62 (3493.76, 4878.24)	4430.33 (3647.01, 5316.91)	-0.08 (-0.18, 0.03)
Indonesia	male	3413260.45 (2745744.95, 4201933.44)	4631863.79 (3858031.78, 5476129.07)	0.36	3620.63 (2953.06, 4357.78)	3828.84 (3213.56, 4491.32)	-0.09 (-0.25, 0.07)
Iran (Islamic Republic of)	male	488539.35 (397361.43, 599373.16)	586473.90 (489673.35, 705888.15)	0.20	1344.82 (1095.07, 1623.96)	1473.28 (1238.13, 1754.43)	-0.34 (-0.55, -0.14)
Iraq	male	189035.55 (157664.15, 226314.50)	363711.49 (310013.81, 426872.54)	0.92	1379.20 (1169.27, 1626.51)	1568.25 (1336.85, 1843.15)	-0.07 (-0.23, 0.10)
Ireland	male	18304.02 (14398.11, 23685.18)	28782.11 (22591.48, 36668.61)	0.57	1063.73 (843.14, 1360.97)	1223.24 (970.07, 1552.56)	0.20 (0.05, 0.36)
Israel	male	26549.66 (21210.90, 32746.12)	61834.73 (49785.55, 76073.64)	1.33	1080.35 (866.26, 1328.93)	1313.95 (1056.69, 1625.07)	0.44 (0.31, 0.58)
Italy	male	362761.99 (289562.37, 464495.48)	472288.30 (373300.15, 586519.18)	0.30	1442.17 (1166.04, 1797.10)	1638.14 (1319.42, 2033.00)	0.20 (-0.01, 0.41)
Jamaica	male	15360.36 (13288.88, 17857.23)	11174.13 (9218.76, 13383.42)	-0.27	1312.28 (1131.26, 1521.52)	883.55 (744.64, 1045.01)	-1.72 (-1.85, -1.59)
Japan	male	420118.01 (342419.89, 519205.92)	508369.15 (407417.70, 619667.21)	0.21	828.75 (699.63, 992.26)	948.24 (799.89, 1129.83)	0.05 (-0.18, 0.27)
Jordan	male	28456.85 (24503.26, 33474.11)	81956.89 (66592.64, 100393.49)	1.88	1145.39 (982.76, 1348.79)	1337.93 (1090.93, 1629.16)	0.27 (0.15, 0.39)

Kazakhstan	male	52197.80 (43837.74, 62019.33)	66237.84 (54362.76, 79923.17)	0.27	622.64 (521.47, 743.60)	744.19 (608.48, 899.68)	0.39 (0.30, 0.47)
Kenya	male	322159.28 (244775.44, 429993.49)	532647.88 (419661.30, 670885.06)	0.65	2204.37 (1783.99, 2724.86)	2026.11 (1632.52, 2481.10)	-0.46 (-0.67, -0.25)
Kiribati	male	836.23 (740.04, 952.47)	891.95 (789.48, 1003.54)	0.07	1780.72 (1571.61, 2020.23)	1414.56 (1256.65, 1584.97)	-0.97 (-1.07, -0.88)
Kuwait	male	10995.86 (8400.91, 14329.63)	27751.15 (20964.15, 36206.78)	1.52	1082.14 (823.15, 1416.00)	1323.79 (996.02, 1728.56)	0.35 (0.24, 0.47)
Kyrgyzstan	male	15009.05 (11827.52, 19063.94)	24270.61 (17821.38, 32480.66)	0.62	575.90 (457.21, 723.26)	704.11 (518.27, 941.56)	-0.46 (-0.85, -0.06)
Lao People's Democratic Republic	male	87823.48 (61364.34, 117861.65)	77568.18 (63097.42, 93732.34)	-0.12	3309.74 (2584.55, 4098.15)	2146.67 (1766.61, 2569.84)	-1.77 (-1.92, -1.63)
Latvia	male	9060.45 (7258.31, 11092.74)	5559.13 (4435.87, 6911.54)	-0.39	854.66 (676.38, 1059.38)	845.06 (675.39, 1054.06)	-0.01 (-0.15, 0.12)
Lebanon	male	24844.75 (21633.07, 28449.10)	35587.92 (30102.45, 42355.68)	0.43	1183.45 (1021.98, 1369.80)	1383.12 (1169.77, 1644.63)	0.06 (-0.10, 0.23)
Lesotho	male	23829.12 (20912.82, 27250.81)	16142.79 (13607.76, 19188.55)	-0.32	2274.28 (2008.62, 2565.39)	1573.49 (1323.19, 1848.87)	-1.47 (-1.70, -1.24)
Liberia	male	19427.77 (15052.77, 25064.81)	29323.04 (25087.74, 34326.19)	0.51	1385.55 (1142.43, 1687.27)	1084.90 (930.13, 1253.81)	-1.47 (-1.68, -1.26)
Libya	male	36030.34 (30723.92, 42730.99)	42867.53 (34831.41, 52746.61)	0.19	1253.34 (1067.48, 1473.42)	1477.71 (1220.16, 1785.00)	0.21 (0.05, 0.36)
Lithuania	male	13060.47 (10450.91, 16329.34)	7819.34 (6206.09, 9737.40)	-0.40	843.64 (672.26, 1055.85)	832.57 (668.36, 1035.13)	-0.13 (-0.26, -0.01)
Luxembourg	male	2458.53 (2002.63, 2965.74)	5108.65 (4124.85, 6334.06)	1.08	1290.58 (1059.90, 1549.44)	1534.53 (1250.81, 1893.89)	0.53 (0.44, 0.62)

North Macedonia	male	6699.35 (5335.57, 8506.85)	8566.88 (6690.63, 10900.06)	0.28	701.87 (556.74, 886.75)	988.26 (766.58, 1246.96)	1.07 (0.99, 1.16)
Madagascar	male	205916.84 (162026.11, 268774.10)	254717.83 (220205.58, 298037.01)	0.24	2562.36 (2168.39, 3090.04)	1699.06 (1482.54, 1937.56)	-1.36 (-1.50, -1.22)
Malawi	male	105976.77 (75235.45, 151035.92)	112204.43 (92986.59, 138224.45)	0.06	1491.34 (1177.55, 1920.57)	1149.20 (973.35, 1369.91)	-1.67 (-1.88, -1.45)
Malaysia	male	292177.53 (253866.57, 335775.42)	457070.88 (376627.22, 550990.98)	0.56	3045.54 (2634.05, 3529.79)	3013.24 (2500.28, 3623.76)	-0.47 (-0.73, -0.21)
Maldives	male	7361.89 (5827.18, 8894.62)	17581.95 (14238.58, 21628.98)	1.39	5093.20 (4180.24, 6015.39)	6343.97 (5190.13, 7669.64)	0.08 (-0.11, 0.28)
Mali	male	176724.11 (153711.48, 206682.89)	343986.63 (288179.88, 418000.77)	0.95	2590.86 (2276.47, 2976.12)	2128.81 (1834.35, 2480.33)	-1.28 (-1.51, -1.04)
Malta	male	2019.54 (1602.83, 2552.62)	2866.35 (2254.39, 3610.62)	0.42	1137.30 (912.30, 1424.83)	1301.46 (1027.70, 1652.60)	0.18 (0.03, 0.32)
Marshall Islands	male	359.27 (312.14, 414.85)	337.50 (295.25, 385.09)	-0.06	1306.14 (1129.78, 1496.55)	1189.73 (1040.33, 1362.39)	-0.45 (-0.59, -0.31)
Mauritania	male	30181.66 (26264.11, 35108.02)	35929.43 (31699.70, 41081.57)	0.19	2132.87 (1885.47, 2403.10)	1580.27 (1392.76, 1799.53)	-1.38 (-1.52, -1.24)
Mauritius	male	12998.70 (11449.99, 14816.16)	12015.08 (10120.60, 14189.32)	-0.08	2482.02 (2193.13, 2828.63)	2334.65 (2010.00, 2703.62)	-0.60 (-0.73, -0.47)
Mexico	male	737648.60 (613523.63, 886294.85)	1038865.62 (861467.78, 1239876.32)	0.41	1878.96 (1572.43, 2215.53)	1752.81 (1458.05, 2083.20)	-0.72 (-1.33, -0.10)
Republic of Moldova	male	15224.49 (12190.89, 18995.26)	10965.23 (8356.30, 14054.53)	-0.28	730.35 (579.21, 918.76)	871.06 (655.18, 1136.05)	0.58 (0.45, 0.70)
Mongolia	male	5996.50 (4970.94, 7260.10)	8518.90 (7008.40, 10265.99)	0.42	399.75 (330.14, 484.75)	463.29 (378.20, 561.64)	-0.38 (-0.74, -0.01)

Montenegro	male	2313.14 (1881.97, 2841.53)	3088.69 (2471.87, 3833.48)	0.34	808.26 (656.12, 995.00)	1148.69 (909.32, 1456.09)	1.17 (1.03, 1.31)
Morocco	male	182275.32 (154645.36, 214262.81)	225866.08 (188573.53, 270565.25)	0.24	1167.17 (1001.88, 1362.37)	1331.21 (1121.35, 1574.52)	-0.11 (-0.31, 0.10)
Mozambique	male	152173.68 (128820.56, 185644.41)	165847.70 (140696.24, 201401.44)	0.09	1623.25 (1420.07, 1896.93)	930.39 (803.80, 1086.45)	-2.52 (-2.72, -2.32)
Myanmar	male	443900.96 (378538.46, 515409.55)	424253.00 (364468.58, 496158.27)	-0.04	1901.16 (1658.10, 2163.20)	1675.09 (1440.23, 1956.19)	-0.51 (-0.76, -0.26)
Namibia	male	13274.09 (11239.37, 15819.93)	16296.29 (13643.22, 19675.47)	0.23	1547.96 (1333.15, 1791.20)	1268.93 (1073.86, 1513.74)	-0.77 (-1.01, -0.52)
Nepal	male	396051.60 (305219.52, 510058.32)	399626.01 (340266.65, 460941.04)	0.01	3187.93 (2634.29, 3826.34)	2850.62 (2429.07, 3292.73)	-0.31 (-0.37, -0.25)
Netherlands	male	88368.07 (71379.40, 110881.87)	134478.76 (107396.01, 166275.44)	0.52	1202.62 (986.11, 1492.11)	1473.59 (1193.82, 1817.10)	0.44 (0.30, 0.58)
New Zealand	male	9772.04 (8264.29, 11579.49)	11857.10 (9738.83, 14419.05)	0.21	613.84 (527.11, 719.25)	616.84 (521.66, 739.90)	-0.13 (-0.23, -0.04)
Nicaragua	male	19592.76 (16463.48, 23837.42)	20851.89 (17476.13, 24716.24)	0.06	893.43 (764.84, 1045.17)	672.89 (564.16, 794.96)	-1.47 (-1.72, -1.22)
Niger	male	162577.64 (139549.37, 194972.95)	340995.92 (302497.60, 389275.37)	1.10	2080.37 (1841.03, 2410.27)	1720.83 (1536.66, 1922.60)	-1.04 (-1.17, -0.92)
Nigeria	male	1516011.28 (1128603.29, 2010862.65)	3075486.72 (2491146.44, 3788939.85)	1.03	2229.08 (1773.08, 2748.27)	2325.65 (1913.13, 2795.70)	-0.20 (-0.53, 0.13)
Democratic People's Republic of Korea	male	384738.73 (292776.29, 517893.73)	365504.17 (295405.47, 446511.86)	-0.05	2954.56 (2368.01, 3767.36)	3132.74 (2529.54, 3823.19)	-2.21 (-2.98, -1.44)
Northern Mariana Islands	male	316.73 (278.46, 367.33)	284.25 (237.76, 341.09)	-0.10	1299.10 (1137.80, 1497.39)	1466.15 (1245.07, 1721.20)	0.06 (-0.12, 0.25)

Norway	male	25397.62 (20121.21, 32393.79)	47616.18 (37860.68, 58484.93)	0.87	1271.97 (1004.59, 1605.66)	1727.23 (1390.14, 2119.92)	0.72 (0.56, 0.87)
Oman	male	23137.45 (19825.81, 27111.72)	47416.94 (37910.68, 59342.47)	1.05	1668.83 (1422.41, 1959.07)	1855.28 (1518.20, 2275.42)	-0.09 (-0.23, 0.05)
Pakistan	male	2139974.66 (1750895.76, 2670593.07)	3305942.02 (2815326.03, 3901832.55)	0.54	2474.78 (2074.22, 2976.34)	2304.75 (1960.58, 2698.47)	-0.98 (-1.22, -0.74)
Palestine	male	12907.36 (11401.49, 14520.32)	24074.28 (20460.74, 28289.89)	0.87	858.07 (749.44, 986.04)	907.64 (771.63, 1073.37)	0.01 (-0.16, 0.18)
Panama	male	7832.11 (7107.55, 8699.63)	9793.14 (8560.34, 11278.48)	0.25	595.17 (536.08, 664.82)	482.74 (423.73, 554.15)	-1.25 (-1.41, -1.08)
Papua New Guinea	male	49598.35 (41039.56, 61532.39)	119209.27 (98936.52, 146243.34)	1.40	1708.17 (1441.62, 2050.52)	1815.49 (1530.83, 2164.69)	0.20 (-0.23, 0.62)
Paraguay	male	14723.68 (12214.37, 17607.77)	28390.25 (24361.53, 32761.84)	0.93	750.35 (634.14, 881.89)	871.87 (750.61, 1003.86)	0.92 (0.75, 1.09)
Peru	male	60420.77 (50784.85, 70390.38)	68307.14 (58459.02, 81284.91)	0.13	572.86 (486.10, 660.78)	411.70 (353.05, 489.19)	-1.35 (-1.48, -1.22)
Philippines	male	707671.78 (576219.05, 879895.79)	984601.95 (850175.38, 1134081.18)	0.39	1914.59 (1584.15, 2294.89)	1677.99 (1446.66, 1934.93)	-0.93 (-1.11, -0.75)
Poland	male	146046.15 (114218.01, 183615.94)	177544.08 (140879.80, 221170.28)	0.22	892.99 (698.21, 1139.84)	1150.17 (909.53, 1436.22)	0.69 (0.49, 0.89)
Portugal	male	73789.16 (58959.91, 91583.77)	93955.34 (73463.03, 117497.55)	0.27	1585.76 (1275.95, 1946.12)	1753.82 (1392.88, 2171.86)	0.35 (0.16, 0.55)
Puerto Rico	male	16556.53 (13869.42, 19465.82)	18235.73 (14934.86, 22011.53)	0.10	977.72 (820.18, 1148.08)	1197.08 (981.45, 1462.88)	0.42 (0.24, 0.60)
Qatar	male	3295.66 (2707.73, 3982.31)	21223.43 (16407.01, 27375.75)	5.44	1163.22 (968.25, 1393.53)	1302.57 (1061.81, 1588.53)	0.16 (0.08, 0.25)

Romania	male	85573.69 (69191.04, 104421.85)	80283.46 (64381.90, 99701.22)	-0.06	879.16 (707.43, 1084.48)	1118.54 (903.73, 1398.56)	0.69 (0.54, 0.83)
Russian Federation	male	550752.21 (446001.98, 665607.14)	578055.52 (459522.48, 718244.75)	0.05	889.14 (722.06, 1077.94)	1041.38 (832.02, 1300.61)	0.17 (0.04, 0.31)
Rwanda	male	68354.64 (59746.80, 78590.59)	67465.91 (57192.27, 79981.87)	-0.01	1499.89 (1326.67, 1686.93)	1018.67 (877.42, 1180.70)	-2.14 (-2.38, -1.91)
Saint Lucia	male	762.66 (652.36, 888.05)	822.25 (679.22, 974.12)	0.08	1140.59 (984.24, 1320.55)	1049.19 (893.54, 1228.14)	-0.65 (-0.78, -0.51)
Saint Vincent and the Grenadines	male	848.61 (714.31, 1009.73)	644.64 (548.35, 757.82)	-0.24	1650.99 (1405.27, 1933.07)	1167.12 (993.61, 1360.53)	-1.32 (-1.46, -1.18)
Samoa	male	723.16 (602.26, 868.72)	1005.59 (851.95, 1200.69)	0.39	944.14 (787.06, 1137.06)	1021.45 (866.71, 1220.29)	0.00 (-0.12, 0.12)
Sao Tome and Principe	male	1234.19 (1011.95, 1517.88)	1269.87 (1106.25, 1470.21)	0.03	1489.60 (1257.56, 1759.92)	1202.43 (1048.00, 1391.37)	-1.28 (-1.46, -1.10)
Saudi Arabia	male	141953.42 (118591.07, 169023.81)	238574.08 (195969.80, 296141.94)	0.68	1394.25 (1172.95, 1648.00)	1401.64 (1155.63, 1712.96)	-0.29 (-0.42, -0.17)
Senegal	male	81272.80 (70736.89, 95181.70)	99125.37 (86296.15, 114300.51)	0.22	1458.38 (1272.96, 1661.23)	1118.57 (974.21, 1275.18)	-0.80 (-0.93, -0.67)
Serbia	male	37650.26 (29399.69, 48017.26)	41064.52 (32849.71, 51378.90)	0.09	993.38 (781.47, 1272.43)	1194.27 (948.65, 1500.85)	0.42 (0.31, 0.53)
Seychelles	male	440.10 (389.88, 497.39)	620.07 (528.84, 722.90)	0.41	1220.70 (1075.66, 1382.71)	1245.74 (1077.46, 1427.63)	-0.01 (-0.08, 0.06)
Sierra Leone	male	50187.29 (39638.43, 64152.28)	71052.74 (59700.75, 86846.32)	0.42	1801.27 (1506.38, 2194.10)	1367.52 (1170.35, 1633.90)	-1.12 (-1.28, -0.97)
Singapore	male	11368.99 (9474.27, 13702.54)	21625.16 (17356.24, 26874.18)	0.90	853.29 (731.32, 1001.97)	941.59 (789.14, 1136.81)	0.04 (-0.08, 0.16)

Slovakia	male	18139.26 (14303.55, 22763.80)	22146.03 (17735.95, 27408.41)	0.22	791.94 (625.20, 1009.64)	992.19 (792.93, 1234.74)	0.64 (0.57, 0.71)
Slovenia	male	6224.03 (4856.50, 7834.85)	7521.92 (5806.84, 9611.38)	0.21	805.22 (627.57, 1027.20)	949.17 (737.77, 1215.84)	0.50 (0.44, 0.57)
Solomon Islands	male	3354.37 (2683.84, 4288.44)	4961.44 (4153.63, 5886.41)	0.48	1430.30 (1196.67, 1719.51)	1298.45 (1097.34, 1512.77)	-0.63 (-0.75, -0.51)
Somalia	male	140322.70 (119261.19, 167919.98)	313551.75 (273325.39, 366332.51)	1.23	2756.17 (2426.00, 3153.10)	2162.97 (1915.05, 2458.85)	-1.15 (-1.38, -0.91)
South Africa	male	235195.25 (182311.52, 311697.25)	319492.76 (256822.03, 387692.30)	0.36	1222.47 (973.65, 1557.51)	1232.56 (990.87, 1499.80)	-0.83 (-1.09, -0.56)
Republic of Korea	male	152768.46 (124265.45, 181419.12)	185991.97 (145755.14, 233984.86)	0.22	758.74 (619.96, 899.81)	687.81 (549.78, 858.96)	-0.87 (-1.07, -0.67)
South Sudan	male	97528.60 (83628.86, 115189.93)	108536.03 (94314.45, 127565.90)	0.11	2533.29 (2209.65, 2896.16)	1734.50 (1520.64, 1979.28)	-1.70 (-1.94, -1.47)
Spain	male	232884.50 (184693.24, 295824.54)	333110.34 (259775.77, 415938.06)	0.43	1268.63 (1019.25, 1591.59)	1417.35 (1125.46, 1761.02)	0.29 (0.13, 0.44)
Sri Lanka	male	491964.69 (417743.96, 572930.42)	783428.64 (628725.45, 969641.16)	0.59	5935.74 (5028.96, 6877.44)	7908.98 (6341.15, 9711.55)	0.18 (-0.30, 0.66)
Sudan	male	428216.49 (342707.38, 553552.05)	649553.75 (555388.08, 752116.00)	0.52	2430.51 (2048.57, 2971.00)	2601.03 (2223.04, 3018.13)	-0.44 (-0.85, -0.03)
Suriname	male	2258.36 (1880.54, 2744.32)	2675.64 (2280.35, 3137.16)	0.18	1164.33 (982.91, 1391.17)	1016.44 (866.94, 1192.15)	-0.90 (-1.04, -0.76)
Eswatini	male	5082.18 (3847.56, 6722.46)	5417.08 (4181.78, 7021.47)	0.07	1100.83 (899.60, 1338.84)	938.75 (748.78, 1173.28)	-0.58 (-0.73, -0.42)
Sweden	male	53356.19 (42211.72, 67787.34)	79679.57 (62756.93, 99619.98)	0.49	1293.62 (1027.19, 1622.26)	1563.21 (1242.98, 1956.34)	0.21 (0.01, 0.41)

Switzerland	male	35960.11 (27949.10, 46763.04)	62324.66 (48536.26, 79233.41)	0.73	1100.11 (862.65, 1412.21)	1352.68 (1070.75, 1694.98)	0.61 (0.50, 0.71)
Syrian Arab Republic	male	150709.19 (130190.97, 173507.01)	109005.06 (91976.80, 129330.44)	-0.28	1485.67 (1280.64, 1707.63)	1685.79 (1424.54, 1975.35)	-0.05 (-0.20, 0.11)
Taiwan (Province of China)	male	58627.57 (50059.02, 68271.87)	45058.76 (34712.29, 56585.92)	-0.23	602.05 (517.55, 697.37)	454.80 (360.79, 571.70)	-1.27 (-1.50, -1.04)
Tajikistan	male	38985.51 (33470.55, 45926.34)	52116.80 (43398.87, 63448.90)	0.34	901.32 (766.64, 1063.50)	901.71 (750.22, 1092.90)	-0.06 (-0.16, 0.04)
United Republic of Tanzania	male	230876.82 (189161.34, 282794.68)	284633.01 (235812.97, 346749.90)	0.23	1202.23 (1038.57, 1397.67)	767.53 (650.27, 908.81)	-2.11 (-2.27, -1.95)
Thailand	male	467167.93 (405042.06, 534479.54)	507695.17 (421356.17, 601477.80)	0.09	1797.29 (1552.43, 2059.14)	1660.07 (1417.36, 1943.98)	-0.32 (-0.37, -0.26)
Bahamas	male	2865.88 (2301.85, 3484.61)	4375.94 (3482.87, 5456.97)	0.53	2414.37 (1952.37, 2918.59)	2611.67 (2082.15, 3217.87)	-0.53 (-0.84, -0.21)
Gambia	male	17724.46 (14529.17, 21957.99)	26517.02 (22811.33, 31170.62)	0.50	2405.94 (2033.33, 2836.97)	2017.71 (1753.20, 2332.42)	-0.65 (-0.91, -0.38)
Timor-Leste	male	22448.23 (16923.47, 29793.97)	22133.85 (18721.04, 26029.19)	-0.01	4183.87 (3407.32, 5106.58)	3056.84 (2604.84, 3587.44)	-1.20 (-1.33, -1.07)
Togo	male	46737.54 (37320.81, 59537.70)	64609.59 (54627.68, 77401.20)	0.38	1714.33 (1437.33, 2059.66)	1450.86 (1229.04, 1694.98)	-0.90 (-1.09, -0.71)
Tonga	male	621.41 (546.90, 713.84)	633.84 (552.25, 728.40)	0.02	1222.60 (1062.33, 1409.58)	1220.11 (1056.16, 1411.73)	-0.27 (-0.40, -0.13)
Trinidad and Tobago	male	6177.75 (5381.84, 7120.90)	6349.58 (5272.78, 7583.30)	0.03	1074.33 (928.26, 1248.10)	1015.66 (866.32, 1194.55)	-0.66 (-0.81, -0.51)
Tunisia	male	60453.87 (50752.50, 72659.40)	68114.64 (54702.58, 83637.75)	0.13	1217.09 (1023.11, 1454.20)	1296.15 (1046.91, 1574.93)	0.00 (-0.12, 0.11)

Turkey	male	244576.03 (198876.66, 297937.19)	378136.18 (323692.93, 442742.03)	0.55	692.72 (566.75, 829.91)	981.40 (842.92, 1134.55)	1.49 (1.21, 1.78)
Turkmenistan	male	22206.09 (18452.49, 27843.60)	22727.84 (18752.25, 28064.47)	0.02	803.64 (668.65, 992.29)	830.41 (683.32, 1026.25)	-0.22 (-0.34, -0.10)
Uganda	male	157939.41 (126084.25, 206579.54)	196889.76 (161309.37, 237424.96)	0.25	1202.12 (998.86, 1450.70)	751.83 (642.84, 878.94)	-1.92 (-2.05, -1.80)
Ukraine	male	227402.13 (189245.74, 275623.74)	179435.48 (143602.43, 218876.67)	-0.21	1110.25 (922.40, 1342.35)	1258.70 (1013.03, 1550.63)	0.27 (0.14, 0.41)
United Arab Emirates	male	17546.11 (15158.13, 20590.81)	80527.35 (65047.88, 100949.48)	3.59	1503.50 (1298.93, 1758.81)	1800.79 (1521.08, 2154.42)	0.29 (0.18, 0.40)
United Kingdom	male	331964.25 (264189.34, 423377.28)	456954.39 (361916.42, 582069.49)	0.38	1264.68 (1011.38, 1597.05)	1476.66 (1165.07, 1872.10)	-0.01 (-0.30, 0.28)
United States of America	male	929371.76 (729143.75, 1155265.87)	1469294.32 (1152617.73, 1831659.95)	0.58	742.53 (583.00, 920.60)	864.51 (680.06, 1076.13)	-0.07 (-0.26, 0.12)
Uruguay	male	10656.33 (8908.28, 12659.38)	14337.80 (11868.51, 17504.90)	0.35	708.46 (596.88, 839.93)	869.92 (728.56, 1045.46)	0.23 (0.04, 0.43)
Uzbekistan	male	140452.24 (125150.62, 156906.93)	162479.80 (139217.53, 189552.30)	0.16	906.17 (804.85, 1017.34)	903.89 (772.68, 1055.35)	-0.21 (-0.30, -0.11)
Vanuatu	male	1119.14 (945.56, 1320.26)	1808.97 (1552.25, 2085.51)	0.62	1160.24 (1001.36, 1336.80)	1174.91 (1004.55, 1355.99)	-0.09 (-0.22, 0.04)
Venezuela (Bolivarian Republic of)	male	121734.85 (104115.97, 142729.17)	168870.97 (139796.30, 201370.54)	0.39	1254.50 (1059.10, 1467.23)	1268.86 (1058.85, 1505.10)	-0.49 (-0.78, -0.21)
Viet nam	male	814807.48 (713876.75, 935248.12)	926999.47 (764348.01, 1111792.87)	0.14	2233.38 (1951.02, 2566.86)	2176.37 (1800.38, 2616.16)	-0.33 (-0.49, -0.17)
Virginia	male	24052.61 (18716.65, 30584.36)	40231.55 (31043.27, 50511.03)	0.67	771.10 (602.05, 977.26)	888.33 (690.56, 1117.59)	-0.08 (-0.27, 0.12)

Yemen	male	470066.67 (366201.45, 610557.59)	595726.71 (486762.90, 732245.53)	0.27	4406.59 (3550.90, 5460.96)	3195.57 (2623.52, 3855.42)	-1.24 (-1.37, -1.10)
Zambia	male	80267.33 (60456.15, 106153.87)	119263.76 (99254.45, 146172.43)	0.49	1390.02 (1147.53, 1692.62)	1148.09 (982.59, 1354.65)	-0.81 (-0.97, -0.65)
Zimbabwe	male	96072.97 (78665.03, 117501.48)	117947.94 (98900.06, 139792.42)	0.23	1738.38 (1487.07, 2021.96)	1609.19 (1379.34, 1849.99)	-0.12 (-0.29, 0.06)
Monaco	male	156.97 (123.79, 196.75)	231.68 (181.66, 292.76)	0.48	1100.77 (882.15, 1368.64)	1230.24 (980.11, 1554.40)	0.11 (0.00, 0.23)
San Marino	male	126.10 (99.05, 158.92)	209.74 (167.84, 266.86)	0.66	1104.54 (885.33, 1370.87)	1289.24 (1042.01, 1623.87)	0.22 (0.09, 0.35)
Saint Kitts and Nevis	male	211.27 (181.32, 245.11)	313.17 (262.91, 371.71)	0.48	1073.81 (917.91, 1248.47)	1112.07 (949.16, 1304.33)	-0.15 (-0.29, -0.02)
Cook Islands	male	133.38 (116.85, 152.29)	126.85 (107.73, 149.06)	-0.05	1312.57 (1139.05, 1502.28)	1493.90 (1282.66, 1750.99)	-0.08 (-0.21, 0.05)
Nauru	male	87.33 (75.66, 101.07)	74.04 (64.50, 85.56)	-0.15	1281.94 (1118.54, 1475.25)	1311.60 (1132.05, 1518.77)	-0.31 (-0.48, -0.14)
Niue	male	17.00 (15.05, 19.18)	11.63 (10.02, 13.53)	-0.32	1383.69 (1212.66, 1572.23)	1470.01 (1273.09, 1699.04)	-0.02 (-0.12, 0.09)
Palau	male	98.41 (85.58, 112.46)	105.71 (87.52, 127.68)	0.07	1223.60 (1062.66, 1398.55)	1303.09 (1112.88, 1533.80)	-0.05 (-0.16, 0.06)
Tokelau	male	13.39 (11.69, 15.64)	10.32 (8.97, 11.77)	-0.23	1274.19 (1118.40, 1475.49)	1327.67 (1145.80, 1532.34)	-0.01 (-0.13, 0.11)
Tuvalu	male	79.38 (66.36, 96.80)	70.75 (60.56, 81.63)	-0.11	1418.94 (1210.93, 1674.55)	1236.72 (1058.45, 1416.88)	-0.72 (-0.84, -0.60)
Afghanistan	female	108648.25 (84928.82, 139856.61)	287870.01 (240930.50, 346929.12)	1.65	1180.44 (970.32, 1444.15)	1046.09 (885.62, 1232.13)	-0.96 (-1.20, -0.72)

Albania	female	41826.27 (29891.72, 56026.30)	27463.06 (20156.57, 36035.92)	-0.34	2270.37 (1653.61, 3007.37)	2573.43 (1842.76, 3518.21)	-0.35 (-0.68, -0.03)
Algeria	female	205860.80 (169485.25, 249344.46)	299072.10 (258152.57, 346723.64)	0.45	1360.73 (1128.40, 1622.87)	1451.42 (1253.53, 1680.80)	-0.14 (-0.37, 0.09)
American Samoa	female	397.00 (346.15, 454.68)	403.05 (351.71, 459.46)	0.02	1618.50 (1400.24, 1851.89)	1538.33 (1342.36, 1747.57)	-0.35 (-0.44, -0.25)
Andorra	female	214.71 (166.96, 274.53)	393.57 (305.44, 505.15)	0.83	904.34 (710.94, 1135.07)	1025.65 (808.73, 1288.15)	0.20 (0.04, 0.36)
Angola	female	173059.40 (134594.10, 234142.72)	259414.00 (214843.09, 313297.30)	0.50	2140.49 (1777.81, 2672.90)	1255.50 (1064.98, 1466.24)	-2.29 (-2.57, -2.01)
Antigua and Barbuda	female	345.23 (296.80, 409.32)	437.51 (368.51, 517.24)	0.27	1111.44 (953.58, 1316.99)	1058.91 (903.43, 1239.67)	-0.50 (-0.64, -0.36)
Argentina	female	122274.73 (100486.03, 147561.28)	201461.97 (161721.50, 250045.56)	0.65	726.29 (597.09, 876.89)	890.36 (727.78, 1095.20)	0.17 (-0.08, 0.41)
Armenia	female	14206.38 (11676.64, 17352.34)	10293.28 (8030.02, 13247.35)	-0.28	811.59 (664.95, 991.97)	877.22 (667.81, 1167.99)	-0.02 (-0.14, 0.09)
Australia	female	42119.62 (33601.43, 51989.73)	80556.85 (65318.21, 99696.38)	0.91	540.16 (440.41, 656.49)	667.96 (555.56, 815.11)	0.59 (0.43, 0.74)
Austria	female	39114.39 (29928.96, 50505.49)	48617.52 (36951.70, 63251.43)	0.24	984.87 (760.48, 1253.56)	1092.35 (850.71, 1407.10)	-0.01 (-0.16, 0.13)
Azerbaijan	female	34493.35 (26659.83, 44340.85)	31917.60 (25766.88, 39301.55)	-0.07	818.54 (637.83, 1042.66)	783.21 (628.80, 985.50)	-0.59 (-0.76, -0.42)
Bahrain	female	3433.40 (3011.04, 3961.48)	7773.91 (6542.43, 9271.44)	1.26	1525.22 (1334.90, 1735.39)	1621.54 (1354.43, 1938.58)	0.09 (-0.04, 0.22)
Bangladesh	female	2079908.61 (1857169.75, 2338977.84)	1318542.01 (1168167.03, 1497843.32)	-0.37	2760.41 (2490.95, 3068.44)	1805.63 (1602.44, 2042.79)	-1.96 (-2.35, -1.57)

Barbados	female	1165.26 (993.54, 1365.79)	1334.08 (1089.48, 1647.11)	0.14	946.44 (812.42, 1098.12)	1011.73 (836.90, 1216.91)	-0.17 (-0.35, 0.01)
Belarus	female	30665.20 (22845.96, 39890.55)	23120.20 (17774.32, 29791.22)	-0.25	762.73 (544.98, 1020.81)	677.12 (513.85, 911.46)	-0.61 (-0.74, -0.49)
Belgium	female	59857.67 (48881.55, 73325.24)	89672.56 (72571.98, 108382.26)	0.50	1105.28 (916.36, 1357.18)	1340.28 (1093.51, 1603.84)	0.75 (0.56, 0.94)
Belize	female	1147.05 (859.18, 1485.07)	1527.25 (1237.80, 1859.78)	0.33	1123.11 (890.36, 1382.82)	802.06 (655.65, 971.88)	-1.58 (-1.74, -1.42)
Benin	female	63621.77 (52995.18, 79020.42)	106013.70 (92017.70, 123652.68)	0.67	1564.64 (1350.34, 1850.78)	1206.48 (1065.30, 1380.05)	-1.01 (-1.11, -0.90)
Bermuda	female	269.02 (222.68, 329.13)	327.75 (262.08, 406.15)	0.22	955.86 (791.63, 1168.59)	1194.84 (926.26, 1532.92)	0.54 (0.34, 0.74)
Bhutan	female	7857.36 (5747.31, 10684.24)	5790.22 (4740.14, 7209.38)	-0.26	1994.90 (1547.41, 2576.26)	1684.21 (1378.28, 2077.68)	-1.06 (-1.28, -0.85)
Bolivia (Plurinational State of)	female	31124.75 (27223.75, 36175.55)	37881.27 (32738.09, 43051.30)	0.22	844.03 (742.60, 962.76)	619.59 (530.52, 707.56)	-1.47 (-1.59, -1.34)
Bosnia and Herzegovina	female	17451.80 (13352.45, 22786.79)	12811.27 (9922.35, 16224.12)	-0.27	901.43 (668.54, 1211.56)	1041.19 (779.46, 1392.73)	0.26 (0.16, 0.37)
Botswana	female	7649.00 (6489.21, 9202.91)	11118.53 (9470.20, 13177.45)	0.45	966.43 (830.45, 1132.43)	970.37 (823.85, 1152.34)	0.33 (0.06, 0.61)
Brazil	female	616906.61 (488382.21, 779986.07)	689623.88 (573518.73, 822884.85)	0.12	827.90 (659.02, 1036.89)	690.51 (586.23, 812.16)	-1.29 (-1.54, -1.04)
Brunei Darussalam	female	1393.98 (1259.78, 1542.67)	1822.89 (1599.15, 2092.11)	0.31	1018.23 (913.24, 1137.23)	1016.03 (903.23, 1146.32)	-0.24 (-0.33, -0.15)
Bulgaria	female	27494.45 (20755.92, 35563.05)	23551.22 (18228.70, 29761.18)	-0.14	843.89 (632.77, 1117.58)	958.70 (739.59, 1241.08)	0.39 (0.30, 0.47)

Burkina Faso	female	131503.40 (114292.06, 154513.04)	233036.20 (204066.30, 268048.40)	0.77	1641.39 (1460.28, 1870.29)	1390.03 (1236.65, 1575.01)	-0.86 (-1.23, -0.49)
Burundi	female	76782.95 (64680.15, 93139.90)	105738.60 (84098.70, 131374.05)	0.38	1740.10 (1514.99, 2023.35)	1268.92 (1059.95, 1519.74)	-1.09 (-1.22, -0.96)
Cambodia	female	172285.52 (129184.61, 232860.54)	134272.18 (117648.97, 153082.62)	-0.22	2347.46 (1888.40, 2966.75)	1603.31 (1405.00, 1829.82)	-1.51 (-1.73, -1.29)
Cameroon	female	76340.45 (61568.77, 94745.67)	152737.65 (131409.01, 177949.93)	1.00	990.68 (839.10, 1174.74)	901.01 (779.87, 1028.88)	-0.67 (-0.80, -0.53)
Canada	female	94704.01 (75574.56, 116278.73)	145866.05 (115314.11, 178911.16)	0.54	667.32 (538.36, 815.29)	707.20 (562.84, 866.27)	-0.05 (-0.27, 0.17)
Cabo Verde	female	1949.79 (1639.68, 2303.59)	2604.07 (2219.89, 3000.68)	0.34	876.69 (745.10, 1032.22)	966.30 (821.72, 1117.52)	-0.56 (-0.88, -0.24)
Central African Republic	female	35588.63 (28214.49, 45704.68)	51004.96 (41362.29, 64005.89)	0.43	1658.23 (1394.93, 2007.72)	1377.89 (1159.45, 1666.36)	-0.67 (-0.77, -0.57)
Chad	female	109160.50 (91416.41, 135639.68)	200556.47 (173981.54, 235035.63)	0.84	1976.38 (1717.81, 2322.57)	1499.68 (1336.26, 1692.17)	-0.85 (-1.03, -0.67)
Chile	female	31953.89 (26749.27, 38017.25)	61539.65 (51138.33, 73064.09)	0.93	486.09 (405.01, 578.38)	622.93 (522.35, 735.98)	0.53 (0.14, 0.93)
China	female	9219750.05 (6922966.07, 12300161.00)	10531820.15 (8355859.07, 13145158.07)	0.14	1667.70 (1250.45, 2210.66)	1625.46 (1285.80, 2032.56)	-0.28 (-0.54, -0.02)
Colombia	female	136821.11 (118014.89, 158429.78)	182771.56 (147191.97, 222458.33)	0.34	821.18 (707.20, 941.09)	795.28 (647.19, 969.76)	-0.71 (-0.95, -0.48)
Comoros	female	5437.59 (4421.31, 6648.88)	4549.94 (4014.06, 5173.82)	-0.16	1627.91 (1373.63, 1907.83)	1249.19 (1100.95, 1411.43)	-0.92 (-1.04, -0.81)
Congo	female	28596.44 (24178.04, 34088.55)	38010.90 (32660.25, 43998.65)	0.33	1644.38 (1432.08, 1889.71)	1250.22 (1086.12, 1442.84)	-0.92 (-1.05, -0.79)

Costa Rica	female	12760.50 (10659.30, 15487.79)	20630.63 (16191.07, 26124.98)	0.62	799.27 (657.11, 974.46)	922.62 (734.46, 1142.49)	-0.03 (-0.24, 0.18)
Côte d'Ivoire	female	112092.45 (92203.65, 139525.88)	161810.21 (140713.57, 188126.32)	0.44	1189.97 (1015.83, 1403.69)	998.54 (878.09, 1144.47)	-0.88 (-0.96, -0.79)
Croatia	female	12341.67 (9694.68, 15803.88)	10527.26 (8059.70, 13594.63)	-0.15	643.13 (509.32, 812.64)	723.02 (554.04, 939.28)	0.03 (-0.07, 0.13)
Cuba	female	36623.41 (29813.17, 45789.39)	44408.23 (35029.58, 56187.89)	0.21	727.03 (595.21, 899.01)	960.28 (743.22, 1244.43)	0.44 (0.19, 0.70)
Cyprus	female	4406.89 (3556.39, 5394.91)	9155.17 (7506.96, 11084.00)	1.08	1135.01 (921.52, 1383.37)	1280.94 (1049.98, 1538.15)	0.34 (0.28, 0.40)
Czechia	female	24899.70 (19196.97, 31869.00)	48819.74 (39907.42, 59708.64)	0.96	611.56 (468.12, 794.83)	922.76 (748.38, 1132.84)	1.83 (1.50, 2.17)
Democratic Republic of the Congo	female	879945.19 (668094.92, 1161740.94)	1302615.48 (1073564.45, 1596253.21)	0.48	2767.89 (2259.01, 3393.28)	2269.33 (1909.41, 2713.10)	-0.91 (-1.23, -0.59)
Denmark	female	23776.93 (18303.01, 30665.48)	33334.88 (26582.25, 41857.87)	0.40	929.51 (724.90, 1190.61)	1078.94 (871.29, 1344.11)	0.57 (0.23, 0.90)
Djibouti	female	9638.92 (8437.47, 11032.04)	15201.43 (13460.93, 17172.03)	0.58	2855.84 (2567.64, 3221.33)	2271.08 (2011.86, 2545.89)	-1.03 (-1.16, -0.90)
Dominica	female	420.57 (355.47, 496.23)	324.21 (273.20, 386.10)	-0.23	1112.51 (940.95, 1306.19)	1063.44 (878.19, 1271.44)	-0.42 (-0.57, -0.27)
Dominican Republic	female	33496.76 (27006.15, 40621.93)	28803.69 (24648.29, 33441.67)	-0.14	808.98 (680.79, 949.55)	539.63 (462.04, 625.39)	-1.69 (-1.84, -1.54)
Ecuador	female	41500.97 (36583.63, 47142.95)	63952.11 (56071.13, 72633.31)	0.54	865.30 (758.05, 990.17)	748.09 (657.91, 848.68)	-1.19 (-1.42, -0.96)
Egypt	female	435148.99 (357281.74, 540518.28)	608689.10 (527577.52, 702547.39)	0.40	1246.64 (1045.93, 1507.13)	1250.62 (1081.92, 1440.38)	-0.44 (-0.62, -0.26)

El Salvador	female	26823.83 (22485.65, 31863.61)	30849.22 (26641.01, 35926.32)	0.15	967.85 (832.11, 1124.53)	957.24 (830.25, 1113.35)	-0.10 (-0.25, 0.05)
Equatorial Guinea	female	9902.79 (8952.45, 10932.33)	7879.34 (7046.61, 8810.26)	-0.20	2756.82 (2513.23, 2989.46)	990.35 (890.83, 1105.88)	-4.39 (-5.04, -3.73)
Eritrea	female	48357.21 (40409.74, 60336.54)	52276.95 (45249.33, 60650.87)	0.08	2113.10 (1809.45, 2527.07)	1292.41 (1122.68, 1485.58)	-1.90 (-2.02, -1.78)
Estonia	female	5811.37 (4770.53, 7093.11)	3353.11 (2608.33, 4328.96)	-0.42	910.27 (723.64, 1142.48)	785.02 (609.29, 1042.16)	-0.25 (-0.54, 0.05)
Ethiopia	female	874801.86 (719117.02, 1083540.45)	1202274.08 (1053673.46, 1371176.68)	0.37	2333.73 (2006.47, 2730.72)	1779.85 (1575.18, 2017.32)	-1.12 (-1.32, -0.92)
Micronesia (Federated States of)	female	735.66 (609.90, 888.99)	519.06 (451.67, 593.20)	-0.29	1263.51 (1081.22, 1474.43)	1119.48 (970.73, 1275.23)	-0.58 (-0.68, -0.47)
Fiji	female	4921.04 (4334.69, 5563.89)	5643.67 (4951.28, 6467.86)	0.15	1330.76 (1156.56, 1503.22)	1298.42 (1139.26, 1486.48)	-0.37 (-0.52, -0.22)
Finland	female	23447.16 (17897.06, 29979.20)	25759.79 (19868.36, 33204.09)	0.10	949.68 (737.34, 1204.39)	1019.52 (778.87, 1317.79)	-0.13 (-0.29, 0.02)
France	female	510840.74 (428653.81, 600851.72)	641888.42 (529790.28, 777954.88)	0.26	1550.90 (1298.22, 1823.89)	1580.79 (1306.92, 1896.42)	0.02 (-0.09, 0.12)
Gabon	female	8580.84 (6949.96, 10573.45)	7912.85 (6805.53, 9190.86)	-0.08	1296.30 (1093.51, 1535.00)	851.46 (736.56, 986.61)	-2.15 (-2.37, -1.93)
Georgia	female	13527.24 (10176.40, 17784.06)	9075.59 (6951.22, 11979.15)	-0.33	573.48 (424.30, 766.67)	610.32 (456.67, 829.91)	0.02 (-0.17, 0.21)
Germany	female	321745.02 (244283.52, 416211.18)	465986.99 (365370.46, 582154.89)	0.45	792.25 (599.76, 1031.21)	945.25 (750.90, 1174.79)	0.55 (0.38, 0.71)
Ghana	female	171909.23 (143923.74, 210584.44)	200691.54 (177062.56, 231394.52)	0.17	1618.81 (1394.13, 1920.48)	1129.08 (994.90, 1285.21)	-1.74 (-1.97, -1.50)

Greece	female	24960.73 (19563.38, 31412.89)	21420.06 (15694.87, 28991.25)	-0.14	531.01 (424.47, 660.46)	528.79 (404.52, 693.04)	-0.57 (-0.75, -0.39)
Greenland	female	126.75 (106.84, 152.78)	173.22 (145.44, 205.01)	0.37	510.18 (429.50, 613.83)	626.39 (527.81, 738.16)	0.45 (0.07, 0.82)
Grenada	female	404.51 (340.43, 479.00)	410.87 (343.04, 491.13)	0.02	907.14 (761.05, 1076.37)	898.59 (759.63, 1057.13)	-0.32 (-0.48, -0.16)
Guam	female	975.47 (818.39, 1150.02)	1139.65 (979.84, 1317.03)	0.17	1460.60 (1229.46, 1713.71)	1367.95 (1178.29, 1577.90)	-0.72 (-0.96, -0.49)
Guatemala	female	80219.09 (69762.39, 92975.99)	83530.90 (71286.00, 97252.94)	0.04	2080.90 (1813.06, 2377.03)	966.87 (824.76, 1130.82)	-2.91 (-3.08, -2.73)
Guinea	female	84306.54 (73370.14, 98688.73)	96423.45 (85135.73, 109209.11)	0.14	1597.97 (1424.78, 1804.27)	1109.67 (986.34, 1240.33)	-1.29 (-1.42, -1.17)
Guinea-Bissau	female	12003.90 (10361.45, 14464.04)	12770.03 (11112.41, 14852.66)	0.06	1530.60 (1353.00, 1766.61)	1073.53 (944.80, 1232.23)	-1.25 (-1.37, -1.13)
Guyana	female	6914.84 (5953.17, 8092.61)	3872.67 (3347.80, 4500.25)	-0.44	1616.57 (1406.20, 1863.44)	1068.21 (921.72, 1242.24)	-2.10 (-2.30, -1.89)
Haiti	female	62748.02 (45034.47, 86149.55)	75230.43 (60701.36, 94667.52)	0.20	1275.65 (967.26, 1673.56)	1084.76 (888.60, 1329.17)	-1.03 (-1.17, -0.90)
Honduras	female	30124.36 (25300.38, 36103.90)	43825.62 (38007.26, 50115.16)	0.45	1134.96 (964.38, 1317.42)	932.45 (809.07, 1068.35)	-1.38 (-1.56, -1.19)
Hungary	female	20341.50 (16453.06, 25327.08)	21946.23 (17672.07, 27319.64)	0.08	508.05 (423.38, 614.16)	577.14 (463.28, 726.92)	0.26 (0.19, 0.33)
Iceland	female	1252.96 (1012.66, 1559.32)	2106.02 (1704.07, 2598.81)	0.68	985.30 (801.29, 1218.55)	1165.60 (943.93, 1446.19)	0.38 (0.30, 0.47)
India	female	18631525.47 (15470553.31, 22851758.72)	26111294.43 (21634978.09, 31153590.23)	0.40	3612.10 (3022.57, 4323.98)	4200.49 (3459.47, 5015.82)	-0.17 (-0.39, 0.04)

Indonesia	female	2622007.25 (2108535.91, 3280711.95)	3927875.40 (3288324.53, 4663857.27)	0.50	2696.16 (2190.15, 3303.57)	3325.76 (2797.50, 3920.29)	0.52 (0.37, 0.66)
Iran (Islamic Republic of)	female	471599.51 (368755.20, 598712.46)	560390.98 (466915.52, 675609.76)	0.19	1311.76 (1041.95, 1653.04)	1460.53 (1225.38, 1738.69)	-0.04 (-0.26, 0.17)
Iraq	female	161979.27 (136358.32, 193044.71)	319866.25 (276897.09, 371074.36)	0.97	1225.77 (1043.73, 1443.18)	1454.17 (1258.47, 1689.42)	0.26 (0.05, 0.47)
Ireland	female	15734.83 (12364.31, 20166.52)	24362.00 (18847.33, 31028.17)	0.55	906.36 (717.75, 1150.42)	1005.51 (787.08, 1279.34)	-0.02 (-0.15, 0.10)
Israel	female	23043.55 (18116.88, 28638.14)	54093.61 (43299.77, 68063.09)	1.35	924.10 (727.66, 1146.43)	1125.66 (898.41, 1422.38)	0.55 (0.36, 0.74)
Italy	female	350824.62 (280835.92, 440998.57)	410324.22 (324600.23, 510149.97)	0.17	1357.31 (1093.94, 1675.76)	1398.45 (1132.51, 1732.40)	-0.23 (-0.38, -0.07)
Jamaica	female	14106.10 (12172.40, 16341.56)	9747.68 (8030.55, 11890.64)	-0.31	1176.58 (1009.45, 1359.57)	793.69 (659.08, 957.12)	-2.10 (-2.33, -1.88)
Japan	female	374459.75 (305075.72, 462174.33)	424951.22 (339492.89, 527024.14)	0.13	756.19 (644.48, 900.86)	821.85 (696.81, 978.57)	-0.08 (-0.26, 0.11)
Jordan	female	26561.13 (22155.21, 31330.20)	68674.38 (57736.62, 82374.97)	1.59	1206.37 (1022.16, 1404.88)	1272.80 (1072.31, 1523.98)	-0.10 (-0.20, 0.00)
Kazakhstan	female	62951.88 (51955.02, 77388.99)	79556.67 (64216.48, 99121.41)	0.26	736.90 (604.95, 909.04)	874.10 (697.54, 1101.60)	0.62 (0.50, 0.74)
Kenya	female	231645.01 (170450.67, 328764.53)	387671.06 (316671.64, 486831.94)	0.67	1393.57 (1108.36, 1815.32)	1440.07 (1186.11, 1769.19)	-0.34 (-0.52, -0.16)
Kiribati	female	899.37 (768.24, 1061.14)	927.84 (821.55, 1053.85)	0.03	2029.36 (1772.93, 2347.70)	1503.09 (1324.28, 1696.20)	-1.08 (-1.16, -0.99)
Kuwait	female	7945.13 (6308.74, 9909.69)	24014.52 (18281.44, 30794.00)	2.02	943.04 (749.22, 1178.54)	1307.16 (991.45, 1717.91)	0.47 (0.29, 0.64)

Kyrgyzstan	female	15428.79 (12064.28, 19740.71)	24595.62 (18298.58, 32988.61)	0.59	565.30 (437.91, 723.13)	723.49 (537.34, 975.23)	0.56 (0.36, 0.75)
Lao People's Democratic Republic	female	76251.48 (53297.14, 107054.87)	69563.82 (56739.98, 86056.69)	-0.09	2658.35 (2031.15, 3464.69)	1929.43 (1581.89, 2351.51)	-1.02 (-1.23, -0.81)
Latvia	female	8112.19 (6667.54, 10123.79)	4887.32 (3861.12, 6268.23)	-0.40	776.14 (626.20, 984.95)	777.72 (610.06, 1017.69)	-0.05 (-0.14, 0.03)
Lebanon	female	24982.00 (21247.80, 29141.62)	35055.90 (29366.26, 41695.30)	0.40	1252.44 (1075.20, 1455.08)	1351.75 (1134.47, 1604.37)	0.15 (-0.01, 0.31)
Lesotho	female	24260.33 (21812.96, 27410.59)	10181.81 (8702.35, 11897.37)	-0.58	2108.31 (1899.02, 2346.84)	943.08 (809.30, 1093.06)	-2.39 (-2.94, -1.85)
Liberia	female	16483.50 (12939.32, 21793.77)	21758.53 (18943.17, 25148.48)	0.32	1182.53 (981.26, 1470.74)	845.59 (741.75, 964.54)	-1.63 (-1.80, -1.45)
Libya	female	31144.23 (26197.84, 37209.37)	37479.38 (30330.15, 45540.85)	0.20	1142.58 (968.24, 1364.09)	1382.75 (1134.27, 1671.03)	0.28 (0.12, 0.45)
Lithuania	female	11741.22 (9384.80, 14967.52)	7093.69 (5457.83, 9076.14)	-0.40	784.97 (626.07, 1009.86)	785.95 (605.50, 1019.41)	-0.13 (-0.22, -0.04)
Luxembourg	female	2184.73 (1777.87, 2650.24)	4030.09 (3202.78, 4998.93)	0.84	1064.48 (876.17, 1295.50)	1206.88 (972.08, 1491.60)	0.31 (0.17, 0.44)
North Macedonia	female	11530.57 (8442.17, 15156.04)	11614.56 (8580.89, 15524.89)	0.01	1272.64 (908.66, 1703.43)	1442.82 (1033.33, 2011.00)	0.57 (0.37, 0.77)
Madagascar	female	199446.13 (171528.28, 237055.73)	259661.54 (227534.21, 299960.32)	0.30	2306.72 (2036.11, 2635.44)	1570.48 (1385.15, 1781.81)	-1.44 (-1.53, -1.35)
Malawi	female	166842.55 (112625.12, 237814.53)	219360.38 (168112.83, 286247.44)	0.31	2103.38 (1578.94, 2758.03)	2135.50 (1712.82, 2677.09)	-0.43 (-0.69, -0.17)
Malaysia	female	204199.48 (183269.88, 227055.07)	282764.19 (240658.62, 331304.25)	0.38	2094.62 (1871.18, 2339.31)	2015.99 (1718.49, 2368.44)	-0.49 (-0.64, -0.34)

Maldives	female	5057.11 (4032.06, 6383.17)	6355.16 (5392.14, 7467.62)	0.26	3480.44 (2882.49, 4266.16)	3234.59 (2742.35, 3791.67)	-0.94 (-1.19, -0.69)
Mali	female	122068.30 (105719.21, 143091.99)	282821.60 (252571.45, 319045.22)	1.32	1595.34 (1413.68, 1825.06)	1609.11 (1456.20, 1788.19)	-0.04 (-0.24, 0.15)
Malta	female	1677.96 (1326.95, 2149.93)	2215.75 (1738.47, 2794.91)	0.32	929.07 (744.63, 1176.20)	1033.85 (822.38, 1306.78)	0.04 (-0.10, 0.17)
Marshall Islands	female	308.03 (258.48, 364.99)	292.51 (256.75, 332.09)	-0.05	1266.06 (1084.16, 1456.82)	1099.37 (964.22, 1248.62)	-0.82 (-0.95, -0.70)
Mauritania	female	25925.40 (21841.73, 31487.96)	31900.14 (28130.67, 36191.96)	0.23	1663.75 (1443.29, 1944.32)	1436.60 (1261.61, 1628.89)	-1.11 (-1.47, -0.75)
Mauritius	female	11885.66 (10501.55, 13515.56)	9972.76 (8482.93, 11758.40)	-0.16	2243.43 (1985.33, 2545.66)	2007.79 (1760.66, 2284.02)	-0.77 (-0.94, -0.59)
Mexico	female	820064.55 (657737.71, 1023029.98)	932606.30 (760770.37, 1133675.79)	0.14	1953.05 (1591.58, 2364.11)	1510.85 (1235.81, 1826.23)	-1.22 (-1.33, -1.11)
Republic of Moldova	female	14498.57 (11406.59, 18915.60)	9797.96 (7364.24, 12839.34)	-0.32	709.52 (548.89, 949.52)	850.99 (638.87, 1151.07)	0.57 (0.50, 0.65)
Mongolia	female	9560.42 (7907.38, 11574.17)	12956.05 (9397.75, 17771.47)	0.36	646.55 (532.68, 779.54)	711.42 (516.04, 971.42)	0.26 (0.14, 0.38)
Montenegro	female	2871.34 (2145.30, 3773.58)	3323.38 (2525.79, 4300.19)	0.16	1050.38 (776.46, 1403.84)	1399.04 (1031.58, 1884.94)	0.91 (0.74, 1.08)
Morocco	female	176625.69 (151997.88, 207949.36)	213799.93 (176305.23, 259018.88)	0.21	1139.61 (983.69, 1330.23)	1301.28 (1077.29, 1574.31)	-0.10 (-0.31, 0.11)
Mozambique	female	125896.03 (110422.41, 145990.82)	130620.36 (112855.63, 152825.65)	0.04	1232.08 (1102.08, 1386.94)	667.97 (585.89, 760.78)	-2.59 (-2.80, -2.37)
Myanmar	female	508665.08 (401972.93, 643864.93)	495004.82 (426588.23, 567283.91)	-0.03	2092.15 (1710.15, 2537.69)	1841.34 (1589.12, 2123.57)	-0.72 (-0.86, -0.57)

Namibia	female	13481.20 (11029.01, 16645.34)	16875.29 (13959.52, 20728.20)	0.25	1473.33 (1245.66, 1755.93)	1257.58 (1053.08, 1518.62)	-0.45 (-0.76, -0.14)
Nepal	female	346613.19 (287454.36, 434868.01)	347192.25 (295297.71, 408754.79)	0.00	2688.91 (2305.13, 3215.33)	2311.71 (1961.52, 2734.69)	-0.50 (-0.69, -0.31)
Netherlands	female	75344.28 (60649.78, 95237.96)	106098.89 (84825.28, 131358.72)	0.41	981.28 (796.25, 1230.09)	1129.89 (920.96, 1389.54)	0.13 (-0.16, 0.43)
New Zealand	female	11718.65 (9501.95, 14604.81)	16142.44 (12859.19, 20302.46)	0.38	712.12 (585.20, 880.46)	762.60 (620.65, 953.05)	-0.09 (-0.27, 0.09)
Nicaragua	female	21249.59 (19278.32, 24191.51)	18034.49 (15589.95, 20828.03)	-0.15	806.14 (725.80, 910.44)	568.37 (491.24, 656.52)	-1.65 (-1.88, -1.41)
Niger	female	144153.16 (125902.80, 170647.39)	313827.42 (281137.77, 354095.94)	1.18	1883.83 (1675.41, 2151.37)	1556.60 (1410.62, 1741.68)	-1.04 (-1.19, -0.88)
Nigeria	female	1010741.50 (780549.31, 1342519.64)	1859842.40 (1651708.10, 2118708.45)	0.84	1443.11 (1179.51, 1786.44)	1295.84 (1147.30, 1476.10)	-0.66 (-0.93, -0.39)
Democratic People's Republic of Korea	female	232902.19 (171380.57, 314654.56)	192517.08 (158739.48, 230201.20)	-0.17	1691.85 (1307.03, 2199.80)	1691.54 (1389.92, 2043.37)	-0.81 (-1.09, -0.54)
Northern Mariana Islands	female	297.82 (258.07, 340.67)	337.94 (289.36, 392.48)	0.13	1454.42 (1259.83, 1652.07)	1649.13 (1434.30, 1887.05)	0.26 (0.11, 0.42)
Norway	female	21922.10 (17437.05, 27890.36)	42032.43 (33714.57, 51729.66)	0.92	1087.61 (861.25, 1378.87)	1510.32 (1214.61, 1849.99)	0.98 (0.87, 1.09)
Oman	female	17635.63 (15536.76, 20441.91)	27920.31 (23364.54, 33804.61)	0.58	1469.45 (1286.07, 1687.02)	1596.09 (1330.30, 1922.44)	-0.15 (-0.31, 0.00)
Pakistan	female	2211651.04 (1799249.01, 2766633.03)	3361403.92 (2904784.73, 3924937.99)	0.52	2886.14 (2417.33, 3431.15)	2575.77 (2230.21, 2987.11)	-0.79 (-0.94, -0.63)
Palestine	female	15739.92 (13175.45, 18816.88)	34012.32 (27072.96, 42847.55)	1.16	1120.81 (952.40, 1315.48)	1344.95 (1080.38, 1668.76)	0.19 (0.02, 0.36)

Panama	female	10917.61 (9194.00, 12727.03)	19128.26 (15638.57, 23220.45)	0.75	891.65 (745.77, 1038.01)	949.72 (776.88, 1149.11)	-0.75 (-1.07, -0.42)
Papua New Guinea	female	58295.23 (44339.25, 78562.50)	99995.13 (72934.42, 132468.75)	0.72	2235.49 (1786.95, 2851.24)	1665.85 (1288.25, 2126.37)	-1.28 (-1.49, -1.07)
Paraguay	female	16258.00 (13265.98, 19906.97)	32397.05 (27675.75, 37721.30)	0.99	802.42 (670.09, 940.98)	1002.84 (854.09, 1167.04)	1.06 (0.92, 1.21)
Peru	female	73319.72 (61430.98, 87771.50)	90104.21 (76917.88, 103915.82)	0.23	691.85 (583.81, 805.93)	532.80 (455.99, 614.21)	-1.73 (-1.99, -1.47)
Philippines	female	969694.91 (706879.36, 1303797.38)	1154928.51 (982203.38, 1350488.35)	0.19	2596.53 (2001.44, 3327.16)	2069.30 (1754.11, 2426.92)	-1.06 (-1.40, -0.71)
Poland	female	153262.91 (116409.67, 198112.77)	160414.57 (123617.26, 202507.10)	0.05	949.52 (718.90, 1239.97)	1084.19 (821.19, 1410.53)	0.17 (-0.03, 0.37)
Portugal	female	56777.35 (46482.64, 69083.01)	65942.51 (51540.74, 83627.28)	0.16	1082.46 (896.57, 1302.50)	1114.81 (893.88, 1405.92)	-0.05 (-0.15, 0.05)
Puerto Rico	female	20146.86 (16223.75, 25611.60)	21924.51 (17873.81, 26606.49)	0.09	1155.51 (915.44, 1489.97)	1391.66 (1071.62, 1814.96)	0.53 (0.37, 0.69)
Qatar	female	2268.14 (1841.11, 2860.52)	11153.39 (9040.93, 13829.63)	3.92	1179.08 (967.00, 1454.60)	1637.78 (1329.72, 2023.44)	1.33 (1.12, 1.54)
Romania	female	84161.37 (64977.53, 109002.45)	67867.11 (51512.87, 88472.55)	-0.19	888.32 (677.44, 1176.22)	963.80 (715.55, 1316.18)	0.17 (0.03, 0.30)
Russian Federation	female	488014.85 (393846.14, 598191.60)	528306.11 (413305.81, 660764.66)	0.08	806.40 (646.27, 1016.55)	959.81 (742.22, 1225.92)	0.15 (-0.02, 0.33)
Rwanda	female	73482.32 (61150.30, 90964.51)	78060.66 (66508.67, 91650.00)	0.06	1445.03 (1246.27, 1702.46)	1123.75 (965.49, 1307.69)	-1.45 (-1.70, -1.21)
Saint Lucia	female	693.02 (579.64, 833.29)	709.81 (578.09, 867.60)	0.02	981.32 (829.15, 1160.07)	886.71 (727.80, 1068.15)	-0.73 (-0.87, -0.59)

Saint Vincent and the Grenadines	female	642.57 (528.69, 779.94)	515.56 (436.07, 608.07)	-0.20	1185.02 (983.48, 1410.12)	1021.14 (861.28, 1195.00)	-0.66 (-0.81, -0.51)
Samoa	female	740.04 (617.42, 870.21)	1012.04 (855.36, 1206.33)	0.37	1076.36 (889.42, 1261.16)	1106.26 (937.30, 1312.20)	-0.16 (-0.36, 0.03)
Sao Tome and Principe	female	966.19 (816.43, 1163.28)	1030.47 (912.95, 1158.68)	0.07	1163.80 (1001.76, 1358.41)	982.02 (867.65, 1103.44)	-1.39 (-1.61, -1.16)
Saudi Arabia	female	118283.08 (96781.02, 143209.28)	184486.19 (150913.65, 222110.11)	0.56	1294.62 (1083.08, 1529.08)	1431.58 (1172.59, 1747.41)	0.04 (-0.09, 0.17)
Senegal	female	79838.32 (69191.47, 94001.22)	97546.93 (85867.14, 112189.02)	0.22	1351.75 (1200.16, 1545.07)	1095.76 (968.69, 1244.96)	-1.08 (-1.23, -0.93)
Serbia	female	34088.51 (26560.06, 43517.01)	35050.27 (28139.53, 44283.39)	0.03	854.82 (662.84, 1107.10)	1000.97 (789.15, 1294.15)	0.46 (0.36, 0.56)
Seychelles	female	666.61 (569.26, 773.92)	1019.08 (854.03, 1197.16)	0.53	1859.01 (1581.44, 2150.09)	2153.70 (1791.74, 2568.99)	0.21 (0.10, 0.32)
Sierra Leone	female	43065.59 (33826.94, 55982.08)	58722.16 (50150.05, 70058.05)	0.36	1526.38 (1254.74, 1872.26)	1136.14 (987.49, 1330.28)	-1.26 (-1.37, -1.16)
Singapore	female	11253.74 (9605.83, 13103.90)	18262.23 (15034.83, 22471.01)	0.62	920.01 (809.35, 1046.31)	906.08 (779.95, 1061.38)	-0.17 (-0.24, -0.11)
Slovakia	female	18816.35 (14475.39, 24451.77)	19919.52 (15408.53, 25457.06)	0.06	830.93 (636.17, 1109.59)	921.95 (688.14, 1232.84)	0.25 (0.18, 0.33)
Slovenia	female	6783.36 (5153.97, 8615.40)	7038.25 (5304.59, 9195.65)	0.04	876.95 (654.15, 1159.66)	955.31 (702.35, 1284.39)	0.06 (-0.02, 0.14)
Solomon Islands	female	3387.54 (2587.72, 4421.36)	4279.48 (3568.16, 5123.81)	0.26	1581.61 (1301.91, 1933.71)	1232.19 (1051.71, 1441.00)	-1.05 (-1.19, -0.90)
Somalia	female	158744.05 (136148.47, 188304.07)	351573.39 (303348.22, 412961.67)	1.21	3216.52 (2823.60, 3671.44)	2410.70 (2128.61, 2749.37)	-1.43 (-1.61, -1.26)

South Africa	female	201667.60 (173459.73, 239200.43)	210745.12 (180799.57, 247978.42)	0.05	966.12 (831.88, 1130.37)	798.94 (684.99, 943.51)	-1.35 (-1.59, -1.11)
Republic of Korea	female	176406.68 (149364.49, 205952.60)	160970.93 (129354.84, 203160.39)	-0.09	862.55 (736.94, 1000.18)	606.44 (497.28, 745.03)	-2.16 (-2.53, -1.78)
South Sudan	female	89269.82 (74747.31, 110560.56)	108540.07 (90500.20, 130995.25)	0.22	2170.01 (1874.01, 2563.19)	1689.27 (1460.62, 1981.61)	-1.11 (-1.25, -0.97)
Spain	female	215472.58 (169240.89, 275573.86)	311860.06 (241971.79, 395011.01)	0.45	1093.99 (870.54, 1393.44)	1208.15 (955.11, 1513.16)	0.17 (0.02, 0.32)
Sri Lanka	female	204349.93 (183765.31, 229033.07)	239251.29 (205843.79, 278490.28)	0.17	2408.48 (2157.15, 2709.44)	2495.41 (2169.26, 2894.44)	-0.13 (-0.27, 0.00)
Sudan	female	436489.05 (317873.53, 572842.46)	492538.19 (428703.99, 575530.26)	0.13	2555.95 (2007.83, 3230.98)	2064.08 (1796.87, 2387.26)	-1.24 (-1.64, -0.84)
Suriname	female	2235.03 (1840.85, 2708.56)	2907.40 (2506.20, 3422.27)	0.30	1145.72 (949.88, 1374.63)	1111.22 (955.12, 1309.33)	-0.46 (-0.63, -0.28)
Eswatini	female	4343.16 (3266.25, 5743.71)	3904.52 (3018.15, 4981.52)	-0.10	819.44 (657.22, 1012.26)	641.17 (506.89, 801.04)	-0.91 (-0.99, -0.84)
Sweden	female	44966.98 (35390.07, 56873.15)	67912.93 (53207.42, 84546.88)	0.51	1088.88 (866.54, 1375.58)	1325.26 (1047.17, 1659.36)	0.21 (0.01, 0.41)
Switzerland	female	31833.21 (24584.12, 41629.63)	52861.35 (41748.20, 66605.40)	0.66	922.43 (720.06, 1185.21)	1103.13 (888.37, 1368.38)	0.55 (0.44, 0.66)
Syrian Arab Republic	female	146800.18 (126059.01, 171831.39)	109136.87 (90762.49, 131175.57)	-0.26	1512.16 (1304.97, 1757.42)	1694.77 (1426.24, 2030.08)	0.06 (-0.15, 0.27)
Taiwan (Province of China)	female	152852.53 (125475.32, 184725.01)	168708.01 (127720.50, 217448.85)	0.10	1701.34 (1372.20, 2062.34)	1826.56 (1287.80, 2511.48)	0.07 (-0.17, 0.30)
Tajikistan	female	42188.70 (35845.38, 51600.62)	57087.44 (48195.03, 68998.02)	0.35	1007.53 (860.85, 1217.08)	1034.12 (871.25, 1240.29)	-0.21 (-0.37, -0.06)

United Republic of Tanzania	female	226713.42 (185756.26, 281378.65)	301403.40 (256520.09, 359883.08)	0.33	1116.32 (956.35, 1315.59)	805.82 (696.93, 939.58)	-1.36 (-1.50, -1.21)
Thailand	female	408516.47 (359718.37, 462001.68)	459265.17 (385454.12, 545448.61)	0.12	1524.87 (1340.81, 1723.72)	1506.90 (1287.85, 1783.34)	-0.18 (-0.31, -0.04)
Bahamas	female	2174.08 (1771.40, 2715.97)	3735.22 (2967.36, 4689.60)	0.72	1736.44 (1412.74, 2151.90)	2162.79 (1730.96, 2665.63)	-0.19 (-0.53, 0.15)
Gambia	female	12964.32 (11264.83, 15326.16)	16604.46 (14690.67, 18999.22)	0.28	1688.48 (1492.68, 1918.44)	1225.40 (1085.25, 1396.45)	-1.22 (-1.38, -1.06)
Timor-Leste	female	20191.82 (14832.04, 27296.49)	18037.84 (15130.08, 21835.04)	-0.11	3391.68 (2688.56, 4256.28)	2413.13 (2052.01, 2860.55)	-1.46 (-1.63, -1.29)
Togo	female	38353.39 (31634.14, 47845.85)	51521.44 (44658.98, 59645.38)	0.34	1403.01 (1196.67, 1663.98)	1125.00 (987.11, 1282.96)	-1.10 (-1.25, -0.95)
Tonga	female	657.24 (568.38, 758.23)	674.51 (587.64, 771.52)	0.03	1383.33 (1198.51, 1591.81)	1330.23 (1149.24, 1524.25)	-0.37 (-0.53, -0.20)
Trinidad and Tobago	female	5934.99 (5140.28, 6836.11)	5893.31 (4937.19, 7100.89)	-0.01	1033.65 (893.81, 1198.18)	950.13 (801.84, 1125.83)	-0.94 (-1.10, -0.78)
Tunisia	female	58081.06 (46281.67, 73121.35)	68028.88 (55890.35, 83240.10)	0.17	1231.54 (999.94, 1510.92)	1325.93 (1077.61, 1630.32)	0.04 (-0.12, 0.20)
Turkey	female	337788.65 (289155.97, 404505.74)	518184.91 (447220.96, 596277.24)	0.53	995.90 (854.30, 1190.35)	1405.82 (1220.07, 1620.61)	1.41 (1.20, 1.62)
Turkmenistan	female	23162.27 (18342.96, 30212.84)	22585.45 (18054.52, 28691.78)	-0.02	859.85 (687.43, 1105.51)	871.27 (695.11, 1104.97)	-0.19 (-0.34, -0.04)
Uganda	female	164203.87 (123024.84, 220325.95)	234080.95 (190478.16, 288473.31)	0.43	1119.47 (909.50, 1382.65)	887.95 (743.50, 1047.86)	-1.03 (-1.19, -0.88)
Ukraine	female	185124.09 (152119.81, 221535.39)	146347.73 (115933.48, 180152.58)	-0.21	913.51 (759.98, 1104.57)	1062.57 (865.96, 1305.47)	0.37 (0.18, 0.56)

United Arab Emirates	female	13077.97 (11562.76, 14909.08)	31591.66 (26503.04, 37862.96)	1.42	1376.74 (1206.00, 1589.79)	1565.88 (1347.53, 1829.29)	-0.03 (-0.16, 0.10)
United Kingdom	female	366105.47 (287542.29, 467353.72)	492736.49 (388552.21, 632979.13)	0.35	1332.98 (1048.36, 1693.05)	1579.93 (1231.28, 2024.61)	-0.14 (-0.45, 0.18)
United States of America	female	831137.77 (652290.63, 1054897.90)	1303232.11 (1029699.87, 1615791.55)	0.57	630.22 (494.06, 802.40)	732.36 (580.89, 912.93)	-0.12 (-0.32, 0.08)
Uruguay	female	10089.16 (8338.95, 12188.30)	13420.60 (10954.67, 16283.23)	0.33	644.70 (535.74, 778.20)	750.24 (620.71, 898.83)	0.12 (-0.07, 0.31)
Uzbekistan	female	146362.28 (119203.54, 179284.93)	167405.88 (143366.31, 197628.44)	0.14	974.66 (804.17, 1184.71)	978.56 (835.35, 1156.94)	-0.48 (-0.63, -0.34)
Vanuatu	female	1180.72 (966.82, 1476.05)	1848.29 (1584.26, 2123.25)	0.57	1337.91 (1134.70, 1583.23)	1261.54 (1078.17, 1429.95)	-0.50 (-0.63, -0.36)
Venezuela (Bolivarian Republic of)	female	93188.64 (80387.98, 108606.75)	120073.81 (100066.96, 143521.56)	0.29	861.82 (742.34, 1002.62)	918.18 (774.38, 1089.66)	-0.28 (-0.52, -0.05)
Viet nam	female	881439.22 (745869.09, 1062957.06)	973368.12 (774970.75, 1211945.72)	0.10	2212.95 (1865.19, 2667.67)	2364.80 (1890.24, 2977.66)	-0.19 (-0.42, 0.04)
Virginia	female	21671.52 (16812.79, 27875.09)	36054.90 (28191.34, 45593.11)	0.66	659.65 (513.12, 853.15)	755.31 (591.53, 962.47)	-0.25 (-0.48, -0.02)
Yemen	female	287503.44 (203629.66, 405447.98)	392196.78 (327977.82, 477791.47)	0.36	2465.62 (1894.40, 3228.49)	2025.23 (1695.00, 2438.58)	-0.41 (-0.57, -0.26)
Zambia	female	67470.40 (51398.04, 89126.26)	110151.21 (90047.17, 135996.50)	0.63	1122.87 (926.03, 1373.91)	1011.45 (845.14, 1200.15)	-0.55 (-0.69, -0.40)
Zimbabwe	female	88262.32 (75407.14, 104457.19)	103228.29 (87885.15, 123655.79)	0.17	1437.51 (1255.73, 1640.68)	1243.02 (1075.55, 1457.29)	0.21 (-0.05, 0.46)
Monaco	female	153.37 (121.66, 195.30)	207.75 (165.33, 266.70)	0.35	916.58 (737.63, 1147.62)	987.71 (793.88, 1242.09)	0.02 (-0.14, 0.18)

San Marino	female	115.84 (93.55, 143.60)	184.28 (145.35, 231.92)	0.59	980.31 (797.32, 1209.29)	1042.59 (833.75, 1302.04)	0.03 (-0.11, 0.18)
Saint Kitts and Nevis	female	243.43 (207.06, 287.05)	315.88 (266.06, 370.57)	0.30	1190.66 (1013.21, 1405.52)	1147.26 (973.14, 1348.17)	-0.37 (-0.46, -0.29)
Cook Islands	female	138.16 (119.61, 161.39)	153.86 (130.86, 183.17)	0.11	1530.11 (1313.44, 1768.46)	1704.25 (1458.76, 2024.68)	0.12 (0.01, 0.23)
Nauru	female	81.56 (68.34, 97.66)	70.18 (60.53, 81.03)	-0.14	1324.85 (1132.29, 1544.61)	1331.00 (1141.12, 1528.94)	-0.36 (-0.48, -0.24)
Niue	female	17.23 (14.81, 19.65)	12.61 (10.70, 14.63)	-0.27	1461.13 (1248.84, 1667.67)	1507.87 (1286.17, 1743.08)	-0.01 (-0.13, 0.10)
Palau	female	97.95 (84.42, 113.54)	109.39 (92.29, 128.89)	0.12	1331.71 (1145.10, 1550.01)	1441.55 (1237.10, 1680.51)	-0.10 (-0.31, 0.10)
Tokelau	female	14.73 (12.76, 16.98)	10.09 (8.91, 11.61)	-0.31	1392.24 (1204.79, 1594.23)	1380.80 (1207.24, 1603.62)	-0.20 (-0.30, -0.10)
Tuvalu	female	78.40 (63.37, 96.31)	69.88 (59.88, 80.61)	-0.11	1416.62 (1168.65, 1713.04)	1288.79 (1106.99, 1484.02)	-0.64 (-0.75, -0.53)

---

**Supplementary Table IV.** The DALYs and age-standardized DALY rate of nutritional deficiencies in 1990 and 2019, and its temporal trends from 1990 to 2019.

Nation	Sex	DALY Cases No. (95% UI)		Change in absolute number (%)	Age-standardized DALY rate per 100, 000 No. (95% UI)		
		1990	2019		1990	2019	1990-2019 No. (95%CI) EAPC
Afghanistan	both	236354.79 (156084.57, 368441.69)	264468.41 (191696.06, 365154.93)	0.12	1350.92 (938.98, 1985.62)	546.83 (408.44, 736.15)	-3.22 (-3.60, -2.85)
Albania	both	16653.70 (11676.09, 23276.39)	6697.16 (4459.74, 9596.07)	-0.60	476.42 (335.22, 668.17)	270.15 (177.34, 392.22)	-2.37 (-2.64, -2.10)
Algeria	both	157457.28 (106153.31, 223898.39)	111700.01 (75362.90, 165616.63)	-0.29	544.35 (372.22, 762.67)	268.68 (181.94, 393.75)	-2.51 (-2.56, -2.46)
American Samoa	both	318.15 (233.97, 427.94)	239.97 (174.59, 329.03)	-0.25	665.17 (503.07, 877.92)	469.68 (343.34, 634.80)	-1.28 (-1.35, -1.21)
Andorra	both	61.30 (40.35, 89.93)	87.70 (57.86, 123.55)	0.43	117.09 (76.39, 172.90)	97.79 (63.39, 142.70)	-0.69 (-0.83, -0.53)
Angola	both	1034555.67 (559260.80, 1825568.97)	376306.84 (270684.07, 501811.15)	-0.64	6386.69 (3679.77, 10463.90)	1064.57 (803.71, 1392.87)	-6.35 (-6.48, -6.21)

Antigua and Barbuda	both	363.07 (268.94, 493.33)	328.38 (233.57, 457.00)	-0.10	602.85 (447.43, 823.51)	408.02 (288.95, 569.40)	-1.48 (-1.59, -1.36)
Argentina	both	175193.60 (137823.07, 226253.51)	101738.80 (72931.95, 142527.48)	-0.42	523.73 (412.94, 675.67)	232.86 (165.11, 330.95)	-3.03 (-3.21, -2.85)
Armenia	both	14857.40 (10444.89, 20669.98)	7991.92 (5135.88, 11864.68)	-0.46	436.94 (309.86, 606.45)	277.93 (176.73, 412.00)	-1.91 (-2.03, -1.79)
Australia	both	20505.02 (13309.98, 31464.21)	21526.40 (14270.94, 31746.98)	0.05	127.23 (81.98, 196.19)	87.57 (54.37, 134.43)	-1.34 (-1.47, -1.21)
Austria	both	10138.46 (6567.25, 14414.64)	9553.27 (6254.72, 13387.05)	-0.06	130.27 (82.33, 187.88)	102.82 (65.31, 147.21)	-0.84 (-1.00, -0.68)
Azerbaijan	both	48538.93 (35729.35, 65301.15)	37274.97 (24368.68, 54399.54)	-0.23	639.16 (468.99, 862.57)	362.72 (239.22, 530.51)	-2.21 (-2.35, -2.07)
Bahrain	both	1965.17 (1286.29, 2904.99)	2240.01 (1430.37, 3457.72)	0.14	394.33 (267.94, 569.46)	186.89 (122.81, 286.73)	-2.82 (-2.96, -2.68)
Bangladesh	both	6049220.79 (4646209.19, 7462103.06)	1107557.03 (781462.19, 1526899.69)	-0.82	4223.88 (3261.72, 5239.11)	744.36 (527.33, 1022.98)	-5.99 (-6.20, -5.78)
Barbados	both	1139.88 (842.52, 1546.85)	778.02 (532.54, 1104.65)	-0.32	469.82 (344.79, 636.22)	296.77 (198.11, 439.66)	-1.65 (-1.80, -1.49)
Belarus	both	28574.62 (19276.01, 40772.83)	16283.38 (10956.14, 23277.47)	-0.43	271.07 (185.37, 386.27)	158.83 (106.25, 229.21)	-2.15 (-2.35, -1.94)
Belgium	both	13859.92 (9271.96, 19203.15)	18187.91 (13025.01, 24142.84)	0.31	133.39 (88.04, 188.21)	125.64 (84.30, 173.34)	-0.06 (-0.19, 0.07)
Belize	both	2203.67 (1780.14, 2748.83)	2155.63 (1533.85, 2942.50)	-0.02	991.43 (798.22, 1237.36)	552.31 (398.70, 743.04)	-2.06 (-2.23, -1.89)
Benin	both	244821.16 (160290.06, 371363.95)	144838.82 (102709.36, 195301.80)	-0.41	2876.50 (1986.61, 4229.01)	862.02 (627.20, 1143.88)	-4.22 (-4.53, -3.91)

Bermuda	both	184.22 (122.98, 270.52)	106.00 (70.74, 155.16)	-0.42	327.52 (219.65, 493.72)	177.52 (113.18, 267.95)	-2.27 (-2.48, -2.06)
Bhutan	both	14942.28 (8799.10, 23794.68)	8300.70 (5563.37, 11959.85)	-0.44	1980.85 (1217.92, 3010.65)	1193.17 (798.03, 1712.60)	-1.96 (-2.06, -1.87)
Bolivia (Plurinational State of)	both	195371.89 (140263.41, 262018.82)	89860.60 (66560.13, 120391.14)	-0.54	2309.66 (1743.18, 2981.44)	729.86 (550.80, 965.16)	-4.04 (-4.15, -3.93)
Bosnia and Herzegovina	both	15755.74 (10048.24, 23057.65)	7158.84 (4688.64, 10621.13)	-0.55	352.82 (224.75, 519.13)	234.26 (151.53, 352.35)	-1.81 (-2.09, -1.54)
Botswana	both	20657.43 (15597.69, 27722.91)	21271.06 (15356.39, 28737.85)	0.03	1335.32 (1037.51, 1713.00)	933.52 (679.47, 1250.63)	-0.72 (-0.94, -0.50)
Brazil	both	1941342.42 (1601201.69, 2336434.13)	942659.10 (688490.18, 1316943.25)	-0.51	1276.97 (1059.21, 1534.61)	455.67 (335.12, 627.71)	-3.77 (-3.90, -3.63)
Brunei Darussalam	both	914.11 (597.69, 1342.30)	945.34 (613.86, 1464.14)	0.03	373.37 (254.56, 533.96)	230.67 (149.99, 348.96)	-1.71 (-1.88, -1.55)
Bulgaria	both	20657.46 (12891.87, 30318.67)	12961.94 (8509.86, 19657.16)	-0.37	260.04 (161.57, 380.99)	214.99 (139.33, 324.03)	-0.76 (-0.84, -0.68)
Burkina Faso	both	370284.88 (242647.29, 536468.56)	594414.48 (409349.94, 827487.11)	0.61	2398.72 (1669.26, 3360.83)	1801.93 (1271.23, 2465.77)	-1.19 (-1.69, -0.68)
Burundi	both	347170.08 (218912.38, 510965.67)	206925.33 (135702.18, 315649.44)	-0.40	4059.99 (2757.83, 5597.52)	1438.57 (1014.11, 2007.25)	-3.57 (-3.86, -3.27)
Cambodia	both	413957.77 (198362.71, 646127.74)	108765.25 (77100.78, 150798.81)	-0.74	3034.35 (1554.38, 4467.58)	687.39 (495.50, 941.77)	-5.31 (-5.58, -5.04)
Cameroon	both	182775.26 (126365.57, 252555.73)	220718.43 (152962.05, 305020.14)	0.21	1221.24 (884.28, 1616.80)	671.83 (472.79, 922.02)	-2.21 (-2.36, -2.06)
Canada	both	28358.79 (19376.66, 39867.04)	31215.15 (21795.02, 42954.73)	0.10	100.30 (68.14, 141.01)	74.11 (49.37, 104.06)	-1.19 (-1.27, -1.10)

Cabo Verde	both	6612.08 (5002.29, 8640.55)	3132.07 (2114.14, 4427.24)	-0.53	1374.97 (1056.26, 1765.48)	571.50 (389.01, 806.83)	-3.35 (-3.57, -3.12)
Central African Republic	both	92341.32 (60937.97, 144106.06)	131346.78 (90282.88, 185217.39)	0.42	2402.49 (1708.47, 3433.16)	2067.27 (1511.03, 2817.67)	-0.16 (-0.45, 0.13)
Chad	both	522978.11 (332388.90, 763123.17)	362616.05 (263314.56, 484784.67)	-0.31	4906.70 (3264.51, 6886.13)	1496.41 (1131.79, 1944.23)	-4.28 (-4.44, -4.12)
Chile	both	21706.57 (15880.50, 29567.10)	23059.90 (17749.15, 29650.59)	0.06	179.92 (134.21, 242.76)	110.22 (83.87, 143.90)	-1.63 (-1.83, -1.44)
China	both	7008745.72 (5590677.57, 8843622.00)	2606925.89 (1815566.11, 3659294.33)	-0.63	629.02 (503.84, 792.67)	174.78 (122.20, 241.15)	-4.95 (-5.28, -4.61)
Colombia	both	209813.62 (172293.97, 255051.06)	107646.13 (82132.77, 136813.89)	-0.49	609.47 (498.88, 741.14)	242.10 (184.76, 309.67)	-3.06 (-3.30, -2.83)
Comoros	both	17909.38 (9939.57, 26554.00)	7844.15 (5646.01, 10343.25)	-0.56	2878.15 (1723.96, 4038.08)	1123.11 (823.32, 1469.25)	-3.32 (-3.45, -3.18)
Congo	both	49785.03 (34989.02, 70100.33)	50679.99 (34100.09, 72219.59)	0.02	1744.03 (1285.74, 2325.06)	976.13 (677.02, 1343.10)	-2.20 (-2.41, -2.00)
Costa Rica	both	9287.39 (6514.52, 12998.41)	7494.33 (4905.67, 10843.90)	-0.19	290.39 (205.83, 402.95)	165.17 (107.88, 238.27)	-2.00 (-2.14, -1.87)
Côte d'Ivoire	both	270169.67 (191047.18, 373914.02)	252050.51 (169532.60, 353398.36)	-0.07	1496.88 (1099.50, 1993.13)	823.65 (568.36, 1140.80)	-2.28 (-2.54, -2.02)
Croatia	both	7979.44 (4929.72, 12404.88)	4685.00 (2922.67, 7057.80)	-0.41	171.85 (105.77, 264.02)	121.66 (74.99, 183.89)	-1.26 (-1.38, -1.14)
Cuba	both	39039.83 (26198.07, 56544.56)	28912.42 (18423.63, 42535.75)	-0.26	378.43 (251.52, 550.62)	268.77 (168.46, 397.94)	-1.45 (-1.54, -1.35)
Cyprus	both	1185.94 (801.63, 1682.86)	1637.21 (1077.73, 2327.78)	0.38	155.69 (105.23, 220.49)	112.43 (74.29, 162.00)	-1.17 (-1.32, -1.01)

Czechia	both	19434.62 (12273.36, 29443.78)	14746.96 (9872.06, 21081.05)	-0.24	205.77 (129.81, 312.36)	141.51 (91.95, 212.41)	-0.93 (-1.24, -0.61)
Democratic Republic of the Congo	both	1567994.57 (1133259.57, 2103959.23)	1158522.26 (808116.42, 1620257.14)	-0.26	2697.29 (2053.30, 3483.13)	1215.92 (861.83, 1671.70)	-2.74 (-3.18, -2.31)
Denmark	both	7979.91 (5658.66, 10936.11)	7117.54 (4889.76, 9896.90)	-0.11	149.07 (98.49, 211.85)	108.58 (72.00, 157.42)	-1.11 (-1.27, -0.95)
Djibouti	both	34105.52 (19476.48, 52988.52)	22535.17 (15478.70, 31907.61)	-0.34	5123.54 (3000.18, 7852.89)	1809.17 (1236.28, 2581.22)	-3.84 (-4.14, -3.54)
Dominica	both	420.21 (321.49, 565.76)	284.18 (205.87, 388.66)	-0.32	568.59 (432.93, 764.87)	430.79 (314.05, 579.13)	-1.01 (-1.26, -0.76)
Dominican Republic	both	130188.47 (103377.24, 162830.07)	47508.08 (34804.61, 63491.23)	-0.64	1430.23 (1156.78, 1765.94)	446.32 (328.43, 594.74)	-3.66 (-4.22, -3.10)
Ecuador	both	102707.79 (86439.25, 122189.24)	38343.60 (30178.54, 48217.57)	-0.63	928.17 (787.16, 1103.59)	238.13 (189.87, 295.82)	-5.17 (-5.47, -4.86)
Egypt	both	381486.71 (275410.98, 526725.94)	306185.50 (200538.63, 447320.13)	-0.20	620.69 (451.34, 848.76)	309.21 (210.39, 442.88)	-2.25 (-2.33, -2.18)
El Salvador	both	42447.66 (34484.07, 51825.82)	18162.85 (13655.62, 24294.20)	-0.57	721.89 (595.29, 883.83)	299.56 (224.38, 400.40)	-2.79 (-2.93, -2.65)
Equatorial Guinea	both	21230.14 (14101.54, 32005.85)	8466.51 (5466.49, 12401.61)	-0.60	3404.09 (2397.42, 4855.84)	599.20 (402.50, 852.81)	-6.82 (-7.38, -6.25)
Eritrea	both	377995.62 (235878.96, 564512.12)	114884.41 (85090.89, 153427.84)	-0.70	9175.71 (5966.75, 13225.74)	1698.70 (1292.65, 2224.95)	-5.18 (-5.57, -4.79)
Estonia	both	4311.32 (2986.24, 6093.38)	1810.64 (1180.50, 2723.80)	-0.58	270.54 (189.15, 379.89)	129.97 (82.75, 196.17)	-2.97 (-3.12, -2.83)
Ethiopia	both	3685556.77 (2671943.05, 5142335.77)	1320435.10 (976768.91, 1707518.58)	-0.64	5103.41 (3783.80, 7000.21)	1083.11 (818.83, 1397.11)	-5.84 (-6.13, -5.56)

Micronesia (Federated States of)	both	1176.26 (866.31, 1552.88)	578.89 (401.19, 806.30)	-0.51	1016.14 (766.13, 1329.27)	631.53 (447.62, 859.24)	-1.69 (-1.76, -1.63)
Fiji	both	5418.57 (3852.06, 7335.97)	5800.87 (3992.42, 8157.52)	0.07	731.56 (534.11, 972.87)	662.24 (461.42, 923.32)	-0.33 (-0.50, -0.16)
Finland	both	7152.65 (4775.20, 10142.44)	5651.10 (3720.29, 8012.13)	-0.21	140.43 (91.10, 203.40)	99.62 (62.12, 142.98)	-1.28 (-1.45, -1.10)
France	both	119084.17 (88501.86, 156727.27)	138692.55 (102902.30, 177036.16)	0.16	182.47 (131.63, 242.60)	148.68 (102.80, 197.59)	-0.62 (-0.71, -0.53)
Gabon	both	17283.00 (12532.84, 23937.11)	14530.85 (9939.94, 20519.46)	-0.16	1489.34 (1092.51, 1998.31)	855.05 (596.67, 1193.37)	-1.74 (-1.95, -1.54)
Georgia	both	23087.62 (15378.81, 33554.90)	13244.82 (8724.15, 19134.62)	-0.43	426.85 (286.23, 623.43)	352.73 (231.11, 503.70)	-0.53 (-0.61, -0.45)
Germany	both	118433.77 (76741.65, 171749.68)	121754.25 (81857.93, 168020.15)	0.03	145.75 (92.18, 213.82)	121.84 (79.67, 173.01)	-0.35 (-0.65, -0.05)
Ghana	both	440203.60 (301131.67, 647771.81)	319554.52 (229186.57, 428890.35)	-0.27	2143.88 (1582.90, 2969.77)	963.97 (704.27, 1262.86)	-2.70 (-2.90, -2.51)
Greece	both	11188.71 (7010.62, 16531.49)	8919.97 (5783.52, 12914.77)	-0.20	106.78 (66.66, 160.66)	82.68 (52.46, 122.97)	-1.05 (-1.21, -0.89)
Greenland	both	126.68 (83.74, 191.02)	99.47 (67.75, 141.14)	-0.21	248.56 (169.94, 362.08)	176.46 (118.15, 249.14)	-1.10 (-1.20, -1.00)
Grenada	both	674.84 (511.78, 885.19)	405.18 (283.23, 560.58)	-0.40	734.20 (559.88, 957.13)	433.20 (303.24, 602.36)	-1.63 (-1.82, -1.44)
Guam	both	588.88 (395.72, 831.34)	649.99 (440.18, 928.40)	0.10	449.08 (313.84, 630.78)	381.97 (258.22, 548.81)	-0.41 (-0.52, -0.30)
Guatemala	both	285734.90 (256416.33, 316928.61)	106587.89 (83191.59, 134827.10)	-0.63	4029.59 (3656.40, 4408.54)	683.60 (546.44, 845.31)	-6.40 (-6.61, -6.19)

Guinea	both	374115.42 (250944.63, 541328.01)	235557.58 (159998.16, 329948.92)	-0.37	3449.95 (2425.76, 4827.56)	1345.01 (948.72, 1852.16)	-3.22 (-3.34, -3.10)
Guinea-Bissau	both	52600.89 (33010.16, 80581.87)	23634.26 (16801.47, 32369.43)	-0.55	3409.71 (2303.83, 4962.48)	1102.16 (794.10, 1494.40)	-3.91 (-4.09, -3.73)
Guyana	both	15953.99 (13061.69, 19371.01)	6236.06 (4657.16, 8321.14)	-0.61	1978.08 (1633.15, 2381.68)	856.50 (642.98, 1129.06)	-2.54 (-2.70, -2.37)
Haiti	both	268752.75 (186561.18, 396477.44)	165239.97 (120101.86, 219271.99)	-0.39	2962.84 (2148.81, 4157.03)	1235.76 (909.67, 1617.33)	-2.68 (-3.01, -2.36)
Honduras	both	47781.07 (37306.82, 61252.44)	32741.91 (22926.43, 44909.71)	-0.31	809.40 (640.52, 1021.99)	356.84 (254.40, 482.67)	-2.86 (-3.04, -2.68)
Hungary	both	20795.44 (13379.95, 30483.27)	12508.25 (7939.15, 18768.11)	-0.40	227.55 (147.60, 331.90)	151.88 (94.21, 233.23)	-1.26 (-1.47, -1.04)
Iceland	both	278.10 (182.13, 407.83)	371.83 (244.66, 518.97)	0.34	109.23 (70.70, 159.51)	97.32 (61.81, 138.90)	-0.42 (-0.58, -0.26)
India	both	32605470.84 (22628216.39, 44551548.44)	16416561.18 (11432532.96, 22684538.40)	-0.50	3274.74 (2278.79, 4438.31)	1242.05 (873.77, 1712.12)	-3.35 (-3.53, -3.17)
Indonesia	both	2756017.12 (2150737.48, 3570414.26)	1618167.24 (1242013.86, 2106535.62)	-0.41	1559.62 (1241.68, 1980.48)	732.28 (577.75, 923.44)	-2.54 (-2.73, -2.36)
Iran (Islamic Republic of)	both	303911.75 (229022.50, 403935.84)	123513.94 (81350.32, 174299.17)	-0.59	433.04 (325.97, 572.59)	156.73 (104.13, 221.98)	-3.37 (-3.59, -3.15)
Iraq	both	118940.55 (84708.65, 161497.35)	113150.61 (74588.29, 166631.27)	-0.05	523.40 (377.03, 717.53)	265.45 (177.56, 387.14)	-2.73 (-2.90, -2.55)
Ireland	both	4770.26 (3154.93, 7097.46)	4861.68 (3160.28, 6991.32)	0.02	133.69 (88.17, 199.61)	95.07 (61.35, 137.56)	-1.41 (-1.52, -1.29)
Israel	both	8411.50 (5123.08, 12902.98)	12421.03 (8187.50, 17923.75)	0.48	169.52 (104.48, 258.21)	129.84 (84.72, 189.04)	-0.98 (-1.07, -0.88)

Italy	both	103365.74 (63794.85, 154015.39)	99728.72 (67205.84, 139847.01)	-0.04	177.77 (109.68, 262.94)	145.48 (93.84, 210.49)	-0.90 (-1.02, -0.77)
Jamaica	both	21045.40 (16765.55, 26254.31)	10785.42 (7456.79, 15208.88)	-0.49	847.35 (673.62, 1062.45)	409.35 (282.04, 578.59)	-2.38 (-2.80, -1.96)
Japan	both	297054.91 (193717.83, 435580.65)	222239.72 (151641.79, 317008.07)	-0.25	231.92 (149.38, 344.41)	157.09 (102.51, 231.22)	-1.48 (-1.56, -1.40)
Jordan	both	16755.79 (10774.63, 24488.16)	27907.15 (18193.50, 40779.96)	0.67	413.50 (270.36, 596.14)	238.89 (157.84, 347.02)	-2.12 (-2.23, -2.02)
Kazakhstan	both	105539.34 (72687.37, 151126.18)	81482.72 (53685.72, 117633.47)	-0.23	647.21 (444.23, 927.97)	437.83 (290.58, 633.96)	-1.72 (-1.96, -1.48)
Kenya	both	672978.63 (524676.98, 909609.83)	481088.76 (385260.85, 589788.46)	-0.29	2109.29 (1708.63, 2682.37)	990.95 (814.61, 1193.80)	-2.39 (-2.54, -2.24)
Kiribati	both	2426.53 (1807.40, 3199.61)	1543.87 (1133.94, 2007.01)	-0.36	2719.91 (2132.12, 3444.22)	1386.85 (1069.65, 1766.30)	-2.42 (-2.49, -2.34)
Kuwait	both	5500.10 (3571.51, 7949.13)	9542.42 (6033.99, 13857.11)	0.73	302.14 (197.86, 433.95)	218.11 (138.27, 321.84)	-1.23 (-1.35, -1.11)
Kyrgyzstan	both	27823.14 (18717.00, 39221.00)	29086.84 (18854.79, 43928.55)	0.05	608.65 (411.44, 868.01)	440.00 (287.80, 663.71)	-1.41 (-1.58, -1.24)
Lao People's Democratic Republic	both	132528.46 (72996.84, 222138.83)	40048.22 (28378.71, 54919.45)	-0.70	2431.55 (1452.29, 3809.02)	600.13 (431.31, 816.73)	-4.63 (-4.80, -4.47)
Latvia	both	7316.16 (4976.71, 10583.05)	3353.21 (2186.67, 4934.00)	-0.54	269.36 (183.43, 391.19)	161.24 (102.99, 234.78)	-2.03 (-2.17, -1.89)
Lebanon	both	11954.49 (7797.05, 17164.32)	7462.97 (4879.47, 11122.94)	-0.38	335.38 (219.61, 481.37)	145.35 (94.90, 217.41)	-3.05 (-3.23, -2.87)
Lesotho	both	42317.88 (29851.00, 58485.42)	22594.23 (16874.25, 29550.00)	-0.47	1915.19 (1382.34, 2640.54)	1110.41 (833.26, 1445.56)	-1.12 (-1.53, -0.71)

Liberia	both	109314.76 (74072.44, 156252.20)	38687.30 (27079.45, 52749.84)	-0.65	3626.11 (2566.38, 5001.39)	783.22 (570.66, 1042.98)	-5.54 (-5.84, -5.23)
Libya	both	17619.63 (11546.88, 26388.52)	16845.53 (11152.87, 24791.57)	-0.04	358.68 (241.72, 527.14)	270.90 (177.38, 398.62)	-1.17 (-1.35, -0.99)
Lithuania	both	8838.08 (5986.65, 12626.10)	4961.59 (3197.78, 7504.21)	-0.44	238.77 (161.83, 343.06)	164.07 (104.64, 247.10)	-1.31 (-1.43, -1.18)
Luxembourg	both	613.23 (416.16, 865.96)	839.34 (573.66, 1166.29)	0.37	152.34 (102.11, 219.36)	117.32 (78.18, 166.43)	-0.82 (-0.99, -0.64)
North Macedonia	both	6273.55 (4061.89, 9166.72)	4094.83 (2636.45, 6025.15)	-0.35	318.50 (206.96, 464.56)	218.77 (139.94, 320.81)	-1.29 (-1.40, -1.18)
Madagascar	both	1059984.36 (872408.03, 1254514.90)	526964.42 (387009.33, 694815.66)	-0.50	5917.71 (5018.38, 6853.15)	1813.52 (1397.26, 2320.55)	-3.85 (-4.01, -3.68)
Malawi	both	564519.71 (395840.25, 790136.36)	275694.08 (205981.00, 358533.86)	-0.51	3927.36 (2953.68, 5244.20)	1397.74 (1084.64, 1781.43)	-3.97 (-4.26, -3.68)
Malaysia	both	127208.84 (86035.92, 181532.25)	119843.89 (80764.42, 172639.55)	-0.06	720.29 (491.51, 1019.57)	401.23 (272.15, 572.84)	-2.09 (-2.18, -2.00)
Maldives	both	5192.54 (3220.27, 8294.62)	2267.99 (1536.13, 3122.27)	-0.56	1969.45 (1235.25, 2979.12)	484.24 (334.29, 662.64)	-4.89 (-5.35, -4.43)
Mali	both	738049.16 (489469.24, 1041488.95)	1483830.12 (1077461.91, 2035028.10)	1.01	4884.66 (3364.80, 6686.22)	4323.24 (3287.39, 5717.50)	-1.13 (-1.68, -0.57)
Malta	both	550.27 (353.57, 804.44)	515.45 (341.35, 730.03)	-0.06	148.86 (94.35, 218.22)	111.20 (71.05, 163.43)	-1.06 (-1.19, -0.94)
Marshall Islands	both	502.38 (373.48, 664.73)	364.66 (255.06, 510.83)	-0.27	984.78 (756.97, 1278.27)	682.18 (486.06, 929.56)	-1.35 (-1.49, -1.20)
Mauritania	both	87033.03 (47279.48, 138918.45)	42547.73 (26608.25, 67007.85)	-0.51	3114.32 (1767.07, 4840.90)	996.40 (630.87, 1686.73)	-4.10 (-4.51, -3.69)

Mauritius	both	6186.26 (4325.02, 8499.42)	3691.21 (2530.12, 5227.08)	-0.40	603.83 (428.42, 825.11)	351.25 (237.68, 501.60)	-1.50 (-1.68, -1.31)
Mexico	both	882296.78 (757431.98, 1014690.78)	403500.54 (327661.72, 503449.33)	-0.54	1038.35 (911.25, 1175.44)	345.94 (283.31, 429.32)	-4.00 (-4.31, -3.69)
Republic of Moldova	both	17367.16 (11633.75, 25388.28)	9581.99 (6149.94, 14192.22)	-0.45	390.20 (262.40, 573.15)	245.84 (157.84, 363.37)	-1.77 (-1.91, -1.63)
Mongolia	both	16734.41 (11829.45, 23032.49)	13411.06 (8897.68, 19248.18)	-0.20	746.12 (527.99, 1028.24)	397.12 (265.50, 568.30)	-2.77 (-3.02, -2.51)
Montenegro	both	1380.23 (870.33, 2061.01)	1116.20 (720.59, 1595.13)	-0.19	225.95 (142.86, 338.08)	193.13 (123.89, 278.84)	-0.74 (-0.85, -0.63)
Morocco	both	177579.04 (126167.19, 245969.37)	124133.96 (81803.30, 177897.62)	-0.30	646.84 (464.49, 896.32)	359.01 (237.83, 515.70)	-2.01 (-2.06, -1.96)
Mozambique	both	910705.12 (605397.62, 1404381.80)	464539.49 (343137.47, 614117.94)	-0.49	4667.03 (3315.39, 6839.30)	1317.66 (1006.33, 1686.62)	-4.59 (-4.80, -4.39)
Myanmar	both	698092.84 (486777.10, 1053631.01)	369394.68 (253931.67, 526454.26)	-0.47	1593.43 (1158.19, 2266.39)	708.37 (490.73, 1004.97)	-2.91 (-3.01, -2.81)
Namibia	both	34260.40 (22921.90, 46476.49)	21470.46 (15059.56, 28942.93)	-0.37	1911.76 (1354.61, 2497.43)	830.69 (590.60, 1100.35)	-2.35 (-2.59, -2.12)
Nepal	both	838134.03 (571484.83, 1240071.50)	248399.30 (176311.40, 339817.84)	-0.70	3232.65 (2287.04, 4618.49)	882.26 (635.61, 1197.41)	-4.28 (-4.59, -3.97)
Netherlands	both	19864.94 (13518.92, 27623.79)	22141.59 (14970.55, 30038.40)	0.11	126.19 (83.60, 179.77)	109.12 (71.54, 151.43)	-0.69 (-0.81, -0.58)
New Zealand	both	4362.34 (2854.72, 6442.49)	4282.56 (2714.79, 6396.60)	-0.02	136.22 (86.94, 205.56)	102.47 (62.29, 157.94)	-1.01 (-1.11, -0.90)
Nicaragua	both	53305.65 (41388.08, 69042.62)	15706.43 (12031.38, 20529.85)	-0.71	948.28 (748.03, 1210.54)	256.72 (199.03, 332.75)	-4.89 (-5.12, -4.65)

Niger	both	553628.91 (354646.83, 869615.25)	461511.10 (326123.63, 624219.83)	-0.17	3727.16 (2516.09, 5605.52)	1238.55 (889.78, 1676.58)	-4.23 (-4.48, -3.98)
Nigeria	both	1732640.96 (1291979.29, 2357332.80)	2495048.37 (1772242.77, 3460906.46)	0.44	1279.95 (954.40, 1719.41)	886.30 (630.76, 1230.62)	-1.43 (-1.56, -1.30)
Democratic People's Republic of Korea	both	231538.13 (143193.47, 359975.26)	95062.33 (63972.69, 135439.87)	-0.59	883.37 (575.12, 1280.65)	380.89 (256.03, 542.08)	-9.28 (-14.37, -3.90)
Northern Mariana Islands	both	196.44 (133.11, 275.57)	141.83 (97.44, 200.55)	-0.28	480.03 (343.86, 650.52)	373.47 (261.87, 527.57)	-0.62 (-0.75, -0.49)
Norway	both	5730.90 (3748.90, 8062.94)	8176.88 (5581.93, 11214.33)	0.43	137.68 (87.78, 199.97)	135.92 (88.90, 192.42)	0.01 (-0.21, 0.22)
Oman	both	18677.97 (13794.64, 25254.03)	12510.15 (8287.88, 17823.07)	-0.33	908.20 (692.72, 1194.14)	350.36 (242.07, 488.43)	-3.05 (-3.32, -2.77)
Pakistan	both	2535969.28 (1903148.74, 3343640.40)	3165218.55 (2344442.25, 4256486.08)	0.25	1819.72 (1381.53, 2380.41)	1341.42 (994.86, 1801.70)	-1.02 (-1.10, -0.94)
Palestine	both	9859.16 (6690.79, 14226.43)	11115.08 (7150.92, 16418.69)	0.13	412.01 (282.29, 594.99)	219.80 (144.25, 318.38)	-2.08 (-2.16, -2.01)
Panama	both	16025.12 (12609.54, 20001.06)	15085.51 (11427.95, 19697.06)	-0.06	638.25 (498.75, 802.57)	371.11 (281.72, 483.11)	-2.45 (-2.93, -1.96)
Papua New Guinea	both	41224.95 (29857.26, 55197.89)	73746.84 (50818.73, 100442.34)	0.79	938.02 (687.11, 1247.97)	711.89 (500.61, 973.39)	-0.79 (-0.88, -0.71)
Paraguay	both	26214.76 (19480.22, 35131.76)	29248.76 (21343.24, 38883.63)	0.12	572.51 (426.41, 770.88)	448.94 (332.31, 590.91)	-0.38 (-0.70, -0.06)
Peru	both	355230.22 (287079.94, 444255.11)	112730.68 (81322.40, 151976.90)	-0.68	1398.46 (1140.03, 1733.53)	342.73 (247.50, 463.53)	-5.42 (-5.63, -5.21)
Philippines	both	658694.42 (522830.90, 849903.96)	431583.24 (322076.97, 584147.77)	-0.34	960.95 (770.23, 1214.31)	411.28 (312.15, 545.41)	-2.90 (-3.01, -2.79)

Poland	both	113595.04 (71930.20, 169002.28)	68445.81 (44648.83, 102795.75)	-0.40	308.03 (195.00, 456.84)	195.98 (123.92, 300.70)	-1.65 (-1.77, -1.52)
Portugal	both	21064.19 (14501.56, 29306.31)	16654.17 (11350.63, 23284.01)	-0.21	212.49 (145.77, 301.33)	136.45 (88.19, 198.81)	-1.52 (-1.76, -1.28)
Puerto Rico	both	10904.53 (7204.03, 15924.38)	7777.40 (5548.70, 10877.06)	-0.29	309.02 (204.12, 452.66)	218.85 (146.88, 321.06)	-1.48 (-1.61, -1.35)
Qatar	both	1176.25 (758.91, 1743.48)	3182.92 (1988.94, 4642.23)	1.71	285.58 (187.94, 426.11)	127.61 (79.29, 191.06)	-3.30 (-3.52, -3.09)
Romania	both	69930.44 (44448.75, 100668.47)	34977.36 (23233.73, 51708.68)	-0.50	317.21 (203.44, 458.12)	210.83 (135.23, 314.43)	-1.55 (-1.60, -1.49)
Russian Federation	both	375821.29 (251592.31, 540893.90)	276280.76 (182719.23, 399943.72)	-0.26	240.07 (160.84, 346.95)	166.24 (110.76, 239.24)	-1.87 (-2.14, -1.60)
Rwanda	both	310370.23 (217985.62, 437332.70)	121566.55 (87269.93, 163307.34)	-0.61	2973.21 (2212.05, 4004.64)	940.97 (696.91, 1231.80)	-5.01 (-5.53, -4.48)
Saint Lucia	both	1118.09 (849.63, 1490.55)	753.57 (532.60, 1053.48)	-0.33	797.60 (617.26, 1049.58)	460.46 (326.96, 648.11)	-1.94 (-2.14, -1.73)
Saint Vincent and the Grenadines	both	1164.93 (934.78, 1452.51)	651.44 (483.93, 873.35)	-0.44	1046.37 (852.30, 1294.89)	604.74 (447.04, 810.28)	-1.90 (-2.12, -1.68)
Samoa	both	1004.37 (707.80, 1386.51)	877.42 (604.30, 1248.41)	-0.13	621.39 (455.63, 832.28)	439.22 (311.91, 622.03)	-1.00 (-1.14, -0.85)
Sao Tome and Principe	both	3715.88 (2634.37, 4943.19)	1496.17 (1035.27, 2051.50)	-0.60	2037.81 (1502.31, 2644.90)	706.29 (507.37, 960.33)	-3.64 (-4.29, -2.99)
Saudi Arabia	both	49923.43 (35655.40, 67724.45)	38694.88 (25652.89, 54935.23)	-0.22	289.89 (215.92, 390.44)	128.60 (85.78, 183.60)	-2.64 (-2.76, -2.53)
Senegal	both	229822.13 (166287.06, 317754.86)	174405.13 (120349.03, 246002.73)	-0.24	1987.36 (1466.49, 2703.19)	992.18 (697.11, 1390.56)	-2.51 (-2.63, -2.40)

Serbia	both	27445.94 (17734.09, 40867.89)	15451.43 (9626.09, 23009.82)	-0.44	308.47 (197.09, 460.19)	196.50 (123.79, 303.58)	-1.72 (-1.81, -1.62)
Seychelles	both	393.18 (276.16, 553.36)	294.35 (203.64, 415.42)	-0.25	563.77 (403.39, 786.32)	298.75 (203.79, 428.29)	-2.25 (-2.36, -2.14)
Sierra Leone	both	221721.82 (146936.21, 327310.95)	163783.46 (110146.51, 234079.70)	-0.26	3729.62 (2536.56, 5331.40)	1519.08 (1045.47, 2125.88)	-3.34 (-3.58, -3.09)
Singapore	both	7669.50 (4785.17, 11290.73)	6784.71 (4169.14, 10558.53)	-0.12	263.21 (167.02, 387.31)	120.73 (73.54, 187.38)	-2.94 (-3.10, -2.78)
Slovakia	both	11938.11 (7722.16, 17883.32)	8097.19 (5213.95, 12000.05)	-0.32	236.11 (152.90, 356.26)	161.81 (103.45, 244.75)	-1.24 (-1.34, -1.14)
Slovenia	both	3655.62 (2347.53, 5377.85)	2339.75 (1532.34, 3570.58)	-0.36	198.32 (125.19, 296.29)	126.67 (80.63, 193.07)	-1.77 (-1.88, -1.66)
Solomon Islands	both	4939.44 (3523.48, 6753.88)	5286.62 (3851.66, 7214.50)	0.07	1203.24 (907.40, 1575.96)	786.78 (582.97, 1059.65)	-1.39 (-1.46, -1.32)
Somalia	both	697943.42 (434194.16, 1074962.33)	817524.16 (563360.38, 1187446.70)	0.17	6909.53 (4524.94, 10445.21)	3205.09 (2277.91, 4496.82)	-2.18 (-2.87, -1.49)
South Africa	both	575403.59 (456867.76, 716336.41)	299659.96 (234939.37, 374210.42)	-0.48	1387.21 (1119.53, 1705.17)	575.02 (451.81, 714.92)	-2.79 (-3.06, -2.51)
Republic of Korea	both	231994.56 (155194.42, 338797.13)	87773.37 (57498.93, 132055.12)	-0.62	539.45 (371.03, 780.42)	170.51 (109.32, 262.67)	-4.17 (-4.57, -3.76)
South Sudan	both	695445.38 (411893.56, 1005836.60)	239317.37 (167393.32, 341719.00)	-0.66	7858.86 (4772.27, 10912.84)	1957.39 (1421.97, 2743.18)	-5.05 (-5.27, -4.83)
Spain	both	68639.74 (45197.32, 100225.64)	61134.30 (40928.25, 88252.61)	-0.11	185.57 (119.44, 277.00)	125.37 (81.31, 187.59)	-1.41 (-1.61, -1.20)
Sri Lanka	both	148624.33 (104834.06, 204091.14)	89970.45 (59931.19, 128499.46)	-0.39	898.33 (640.21, 1223.03)	417.84 (278.56, 595.97)	-2.99 (-3.16, -2.81)

Sudan	both	503988.08 (279914.53, 921676.16)	280934.25 (195171.51, 387896.79)	-0.44	1633.66 (986.43, 2742.78)	605.24 (424.17, 833.75)	-3.54 (-3.63, -3.46)
Suriname	both	3457.20 (2607.47, 4443.34)	2791.65 (1973.21, 3900.12)	-0.19	875.85 (670.15, 1119.47)	502.85 (356.02, 693.77)	-2.04 (-2.12, -1.96)
Eswatini	both	17800.69 (11938.36, 24451.30)	10350.64 (7143.82, 14402.47)	-0.42	1518.25 (1091.67, 2014.41)	847.21 (593.27, 1155.24)	-1.56 (-1.79, -1.32)
Sweden	both	11620.58 (7790.12, 16487.96)	13901.76 (9389.76, 19028.28)	0.20	130.54 (84.78, 187.47)	123.03 (80.20, 175.69)	-0.38 (-0.52, -0.24)
Switzerland	both	9228.83 (6555.80, 12515.55)	10456.73 (7127.04, 14518.73)	0.13	127.94 (87.68, 180.67)	103.43 (68.04, 147.56)	-0.53 (-0.78, -0.28)
Syrian Arab Republic	both	106759.63 (77671.33, 143015.66)	46851.15 (32221.74, 66508.00)	-0.56	642.89 (469.52, 856.87)	337.82 (237.32, 477.38)	-2.30 (-2.66, -1.94)
Taiwan (Province of China)	both	57175.05 (39217.89, 81714.08)	34634.01 (22553.89, 50304.90)	-0.39	305.97 (214.23, 430.25)	141.61 (90.33, 210.59)	-2.69 (-3.01, -2.37)
Tajikistan	both	34972.93 (23669.56, 48845.13)	41615.01 (27719.31, 58468.43)	0.19	574.30 (397.45, 798.05)	438.30 (291.69, 614.31)	-1.53 (-2.06, -0.99)
United Republic of Tanzania	both	1261684.50 (943074.39, 1656879.21)	891871.81 (646344.74, 1166287.45)	-0.29	3150.41 (2475.97, 3955.71)	1297.12 (979.05, 1643.29)	-3.35 (-3.55, -3.15)
Thailand	both	232888.76 (173634.32, 316586.74)	132743.24 (91641.82, 191967.36)	-0.43	480.96 (364.78, 642.19)	191.93 (131.54, 280.10)	-3.36 (-3.63, -3.08)
Bahamas	both	1452.16 (1035.85, 2042.32)	1576.95 (1087.07, 2217.40)	0.09	593.27 (431.91, 823.79)	439.75 (304.48, 608.98)	-1.17 (-1.30, -1.03)
Gambia	both	34772.88 (25331.72, 45921.47)	32354.73 (22622.06, 44411.23)	-0.07	2271.05 (1678.18, 2958.16)	1242.08 (887.69, 1680.88)	-2.46 (-2.62, -2.30)
Timor-Leste	both	46289.88 (12741.75, 78644.04)	9468.68 (6719.45, 12697.50)	-0.80	3974.05 (1226.87, 6382.32)	690.25 (505.44, 905.77)	-6.53 (-6.94, -6.11)

Togo	both	97277.11 (66328.20, 139433.26)	75461.14 (52346.11, 106331.35)	-0.22	1790.19 (1286.06, 2423.14)	849.84 (597.82, 1180.46)	-2.94 (-3.22, -2.66)
Tonga	both	647.19 (470.09, 880.96)	516.60 (363.54, 722.23)	-0.20	678.31 (500.30, 904.91)	517.45 (367.43, 723.80)	-0.86 (-0.90, -0.81)
Trinidad and Tobago	both	7209.05 (5179.70, 9989.12)	5199.39 (3472.55, 7460.85)	-0.28	619.07 (458.95, 842.22)	393.31 (256.55, 571.11)	-1.94 (-2.10, -1.78)
Tunisia	both	27485.73 (19176.26, 38060.55)	17071.92 (11232.59, 24615.32)	-0.38	298.38 (208.39, 414.61)	156.89 (102.14, 229.05)	-2.22 (-2.35, -2.09)
Turkey	both	375806.17 (269069.69, 528714.64)	180408.66 (121395.39, 265223.33)	-0.52	586.12 (425.17, 823.56)	240.31 (162.69, 356.08)	-3.34 (-3.56, -3.13)
Turkmenistan	both	23033.91 (16407.25, 32089.25)	18543.27 (12134.85, 26932.84)	-0.19	570.93 (405.59, 803.99)	361.96 (237.07, 525.88)	-1.70 (-1.81, -1.59)
Uganda	both	754157.29 (479348.40, 1173759.87)	468829.17 (329577.30, 639827.61)	-0.38	2607.26 (1802.08, 3960.59)	940.25 (697.76, 1225.65)	-3.53 (-3.75, -3.32)
Ukraine	both	109042.62 (77116.25, 150843.22)	67444.79 (45992.23, 96941.85)	-0.38	213.44 (152.10, 295.93)	154.43 (105.87, 218.28)	-1.86 (-2.14, -1.58)
United Arab Emirates	both	6516.46 (4285.83, 9513.22)	17366.28 (10886.76, 26144.22)	1.66	348.96 (231.31, 501.46)	235.90 (146.76, 341.14)	-1.30 (-1.45, -1.15)
United Kingdom	both	106622.08 (69694.30, 147996.94)	103903.46 (68827.45, 145171.47)	-0.03	192.33 (125.00, 266.46)	160.71 (104.46, 231.27)	-0.90 (-1.07, -0.73)
United States of America	both	287640.33 (203652.44, 390984.86)	411913.49 (300188.49, 558450.76)	0.43	109.54 (75.37, 150.91)	112.23 (78.95, 158.46)	0.11 (-0.16, 0.38)
Uruguay	both	11384.81 (8332.92, 15533.80)	7251.90 (5280.45, 9696.86)	-0.36	382.10 (280.81, 524.26)	209.63 (147.38, 294.53)	-1.96 (-2.10, -1.82)
Uzbekistan	both	208313.68 (144859.78, 290481.31)	224062.34 (145475.03, 322128.74)	0.08	895.89 (621.64, 1246.00)	649.12 (421.65, 929.72)	-1.26 (-1.36, -1.15)

Vanuatu	both	1448.54 (1078.35, 1928.41)	2306.11 (1634.01, 3061.25)	0.59	906.59 (685.43, 1188.67)	815.57 (588.38, 1078.65)	-0.47 (-0.59, -0.36)
Venezuela (Bolivarian Republic of)	both	98507.28 (81356.32, 121393.25)	61827.87 (46013.13, 82336.04)	-0.37	476.00 (388.41, 597.80)	234.66 (175.17, 311.17)	-3.44 (-3.98, -2.90)
Viet nam	both	493315.05 (366113.71, 669023.39)	232349.76 (156940.25, 326225.35)	-0.53	718.30 (538.43, 967.73)	259.44 (175.48, 365.34)	-3.72 (-3.85, -3.60)
Virginia	both	7371.64 (5026.44, 10433.50)	11092.53 (7820.19, 15553.30)	0.50	114.09 (77.40, 161.50)	113.94 (77.75, 166.84)	-0.09 (-0.31, 0.13)
Yemen	both	491075.45 (242874.18, 1269295.12)	418986.43 (293046.80, 599718.83)	-0.15	2175.24 (1144.70, 5256.36)	1162.78 (816.92, 1637.91)	-2.25 (-2.49, -2.01)
Zambia	both	432925.53 (311441.40, 583576.54)	333620.71 (249977.39, 435990.30)	-0.23	3604.01 (2697.77, 4726.33)	1680.74 (1282.77, 2145.52)	-2.58 (-2.69, -2.46)
Zimbabwe	both	197173.46 (135240.50, 272763.07)	257248.85 (185244.60, 340277.59)	0.30	1563.74 (1175.55, 2023.16)	1604.12 (1217.72, 2043.92)	1.35 (0.85, 1.85)
Monaco	both	36.79 (24.15, 52.32)	41.47 (27.92, 59.53)	0.13	109.99 (70.27, 161.18)	95.95 (61.33, 140.13)	-0.56 (-0.68, -0.44)
San Marino	both	29.07 (19.38, 40.91)	37.96 (25.35, 52.37)	0.31	120.66 (79.94, 174.47)	101.64 (65.76, 144.90)	-0.69 (-0.83, -0.55)
Saint Kitts and Nevis	both	455.44 (381.93, 540.47)	269.36 (200.24, 352.94)	-0.41	1114.23 (941.73, 1312.66)	491.33 (367.52, 636.69)	-2.68 (-3.01, -2.34)
Cook Islands	both	81.33 (52.59, 119.39)	53.82 (35.20, 79.90)	-0.34	422.33 (279.52, 616.96)	302.11 (196.68, 457.98)	-1.09 (-1.15, -1.04)
Nauru	both	106.80 (74.73, 146.13)	64.60 (45.27, 89.98)	-0.40	858.08 (625.45, 1136.59)	612.92 (440.89, 837.65)	-1.19 (-1.76, -0.61)
Niue	both	16.84 (12.19, 23.17)	7.22 (5.08, 9.89)	-0.57	677.46 (494.15, 931.83)	446.18 (311.69, 613.44)	-1.68 (-1.79, -1.56)

Palau	both	72.48 (48.60, 103.83)	56.72 (37.52, 81.12)	-0.22	487.46 (334.36, 690.12)	342.29 (230.64, 494.17)	-1.11 (-1.23, -0.99)
Tokelau	both	17.57 (12.75, 23.66)	6.97 (4.86, 9.84)	-0.60	881.62 (648.56, 1183.50)	476.89 (333.76, 670.18)	-2.21 (-2.30, -2.13)
Tuvalu	both	153.79 (111.59, 207.05)	67.51 (47.04, 93.64)	-0.56	1424.27 (1059.94, 1880.33)	608.06 (426.36, 832.89)	-2.80 (-3.00, -2.60)
Afghanistan	male	83526.26 (51135.35, 137599.73)	103242.25 (69902.58, 147490.95)	0.24	879.08 (567.99, 1377.77)	372.81 (257.99, 526.26)	-3.20 (-3.67, -2.73)
Albania	male	7329.39 (4962.81, 10905.61)	2306.55 (1487.21, 3480.76)	-0.69	390.95 (264.44, 584.21)	196.32 (125.40, 307.12)	-2.96 (-3.24, -2.68)
Algeria	male	68679.31 (42971.45, 101643.01)	42971.62 (26418.73, 66101.83)	-0.37	431.48 (280.32, 619.15)	201.27 (124.67, 310.35)	-2.83 (-2.93, -2.74)
American Samoa	male	131.98 (92.85, 182.78)	82.05 (56.31, 118.87)	-0.38	487.49 (360.08, 651.73)	309.66 (215.39, 443.20)	-1.66 (-1.77, -1.54)
Andorra	male	28.73 (17.83, 42.70)	42.02 (26.74, 62.31)	0.46	104.21 (63.81, 158.83)	94.66 (58.50, 143.46)	-0.42 (-0.56, -0.27)
Angola	male	612347.29 (287365.46, 1105103.20)	187558.25 (131376.36, 261921.29)	-0.69	7578.05 (3777.18, 12504.73)	1080.91 (795.09, 1421.06)	-6.90 (-7.03, -6.77)
Antigua and Barbuda	male	149.22 (109.85, 206.54)	118.55 (82.95, 167.09)	-0.21	519.69 (392.80, 706.33)	325.58 (225.27, 456.87)	-1.73 (-1.90, -1.56)
Argentina	male	91073.35 (71231.21, 116607.09)	50986.02 (35783.09, 75287.44)	-0.44	552.05 (435.97, 705.74)	245.04 (171.08, 363.22)	-3.08 (-3.27, -2.89)
Armenia	male	7500.16 (5218.90, 10529.42)	3652.13 (2291.89, 5539.88)	-0.51	448.76 (315.52, 635.34)	264.26 (166.61, 401.87)	-2.21 (-2.37, -2.05)
Australia	male	7578.39 (4428.65, 12832.45)	7984.17 (4875.66, 12744.64)	0.05	101.69 (58.16, 175.99)	70.59 (39.81, 121.32)	-1.30 (-1.40, -1.20)

Austria	male	4326.28 (2734.77, 6588.48)	4427.43 (2837.66, 6390.43)	0.02	118.74 (73.13, 184.93)	99.97 (62.13, 149.04)	-0.67 (-0.83, -0.52)
Azerbaijan	male	18845.37 (13359.93, 25926.53)	11319.39 (7292.03, 17092.47)	-0.40	487.64 (346.65, 665.68)	240.40 (157.01, 355.59)	-2.70 (-2.82, -2.59)
Bahrain	male	700.52 (417.37, 1108.05)	737.46 (437.74, 1208.22)	0.05	255.50 (161.57, 391.16)	127.14 (75.64, 208.78)	-2.58 (-2.68, -2.48)
Bangladesh	male	2614562.09 (1957238.72, 3269526.45)	415363.46 (284982.08, 596166.70)	-0.84	3539.08 (2744.02, 4366.34)	560.83 (385.48, 801.58)	-6.36 (-6.55, -6.17)
Barbados	male	446.71 (331.48, 611.30)	300.30 (206.68, 428.33)	-0.33	386.09 (288.27, 527.00)	230.72 (149.58, 343.13)	-1.96 (-2.13, -1.79)
Belarus	male	11731.00 (7748.27, 17356.49)	6426.75 (4169.11, 9226.53)	-0.45	245.26 (162.00, 362.22)	143.31 (92.67, 208.87)	-2.22 (-2.45, -1.99)
Belgium	male	5906.48 (3661.91, 8627.55)	8132.84 (5556.04, 11257.60)	0.38	121.38 (74.11, 185.71)	122.87 (80.84, 175.40)	0.10 (-0.04, 0.24)
Belize	male	1120.00 (887.16, 1422.51)	935.78 (677.12, 1276.85)	-0.16	956.97 (777.12, 1202.86)	488.71 (360.98, 656.43)	-2.49 (-2.70, -2.28)
Benin	male	124064.71 (71559.64, 214660.05)	67826.41 (46062.48, 96496.87)	-0.45	2837.53 (1730.07, 4814.01)	773.49 (551.44, 1060.71)	-4.52 (-4.80, -4.23)
Bermuda	male	63.87 (41.16, 100.82)	35.76 (23.30, 54.85)	-0.44	250.22 (159.27, 399.92)	133.43 (79.55, 216.44)	-2.27 (-2.47, -2.07)
Bhutan	male	5728.15 (3344.02, 9914.70)	3273.09 (2116.93, 4832.63)	-0.43	1439.87 (879.81, 2429.70)	944.77 (608.77, 1389.28)	-1.65 (-1.72, -1.58)
Bolivia (Plurinational State of)	male	99674.26 (67225.58, 146416.65)	49018.91 (34494.27, 68386.96)	-0.51	2324.48 (1656.70, 3237.44)	781.81 (561.56, 1067.65)	-3.82 (-3.97, -3.67)
Bosnia and Herzegovina	male	6858.92 (4210.29, 10360.97)	2850.75 (1815.49, 4330.69)	-0.58	312.41 (192.77, 474.10)	202.68 (125.27, 323.49)	-1.86 (-2.11, -1.62)

Botswana	male	10361.80 (7314.25, 14628.26)	10656.89 (6979.99, 15533.51)	0.03	1364.29 (1021.03, 1834.72)	947.13 (629.19, 1361.04)	-0.85 (-1.05, -0.65)
Brazil	male	913879.63 (763716.02, 1095261.64)	312863.21 (240840.61, 411734.61)	-0.66	1187.08 (1003.51, 1404.78)	332.04 (255.87, 438.22)	-4.70 (-4.88, -4.53)
Brunei Darussalam	male	286.30 (165.79, 449.35)	261.58 (154.37, 438.80)	-0.09	232.18 (146.19, 348.21)	137.84 (82.52, 226.21)	-1.75 (-1.99, -1.51)
Bulgaria	male	8727.52 (5155.04, 13704.98)	5081.24 (3186.78, 7886.67)	-0.42	231.98 (136.71, 370.12)	184.67 (112.38, 295.00)	-0.87 (-0.95, -0.79)
Burkina Faso	male	185539.62 (115465.86, 291113.99)	280121.86 (189252.42, 410740.28)	0.51	2378.94 (1599.93, 3555.41)	1672.44 (1146.37, 2352.16)	-1.54 (-2.18, -0.89)
Burundi	male	183480.80 (102809.05, 288317.26)	110571.56 (67413.67, 183494.44)	-0.40	4350.17 (2644.64, 6527.38)	1516.80 (1024.66, 2286.67)	-3.67 (-4.02, -3.31)
Cambodia	male	232075.45 (91232.71, 345677.69)	44408.58 (30491.85, 63012.62)	-0.81	3361.77 (1353.90, 4644.29)	574.14 (409.95, 793.04)	-6.34 (-6.68, -6.00)
Cameroon	male	86655.77 (54367.17, 129905.73)	105708.10 (71214.68, 149496.82)	0.22	1153.00 (792.45, 1602.71)	622.67 (436.09, 861.82)	-2.28 (-2.41, -2.14)
Canada	male	10799.29 (7275.59, 15321.53)	13301.24 (9039.51, 18310.48)	0.23	81.97 (54.68, 116.84)	64.37 (41.82, 92.73)	-0.97 (-1.08, -0.87)
Cabo Verde	male	2882.52 (1974.04, 4048.69)	1406.15 (911.23, 2063.67)	-0.51	1183.48 (838.46, 1604.78)	523.67 (340.87, 762.71)	-3.06 (-3.24, -2.87)
Central African Republic	male	47937.61 (28288.67, 79504.27)	68655.31 (44968.90, 103352.88)	0.43	2555.48 (1676.92, 3875.48)	2213.81 (1569.02, 3056.89)	-0.11 (-0.45, 0.22)
Chad	male	273466.01 (167059.25, 424440.57)	183018.20 (123416.14, 264638.35)	-0.33	5056.87 (3345.05, 7397.82)	1471.56 (1043.40, 2001.34)	-4.43 (-4.59, -4.26)
Chile	male	11606.96 (8335.80, 16224.83)	13031.86 (10001.91, 17091.51)	0.12	204.02 (149.36, 278.27)	131.31 (100.60, 172.68)	-1.48 (-1.70, -1.27)

China	male	2980338.19 (2375699.08, 3749020.88)	1256353.69 (870952.33, 1742895.97)	-0.58	520.59 (416.80, 651.02)	173.47 (122.84, 235.16)	-4.20 (-4.55, -3.84)
Colombia	male	106449.50 (86608.86, 131336.46)	51206.43 (38778.23, 65504.63)	-0.52	599.68 (493.73, 739.37)	236.78 (178.64, 304.88)	-3.06 (-3.32, -2.79)
Comoros	male	8606.17 (4592.57, 13362.14)	3346.76 (2311.67, 4488.73)	-0.61	2721.66 (1570.07, 3968.21)	954.32 (681.10, 1242.41)	-3.66 (-3.80, -3.53)
Congo	male	23384.56 (15668.06, 36399.55)	21002.69 (14065.00, 30309.53)	-0.10	1627.57 (1190.99, 2278.19)	803.64 (572.05, 1121.58)	-2.69 (-2.91, -2.48)
Costa Rica	male	4415.32 (3093.71, 6287.35)	3343.39 (2199.77, 4959.13)	-0.24	270.94 (193.37, 379.30)	154.55 (100.85, 232.25)	-1.99 (-2.17, -1.81)
Côte d'Ivoire	male	130397.10 (88241.10, 189772.36)	126945.04 (83708.11, 182066.86)	-0.03	1397.06 (1000.17, 1904.24)	779.97 (528.53, 1110.52)	-2.25 (-2.52, -1.99)
Croatia	male	3247.13 (1966.20, 5176.62)	1845.71 (1081.19, 2852.85)	-0.43	148.07 (88.94, 237.58)	104.59 (62.22, 170.13)	-1.32 (-1.39, -1.24)
Cuba	male	14984.09 (9702.56, 22846.14)	10416.58 (6492.08, 15766.42)	-0.30	298.45 (189.63, 460.93)	210.21 (123.30, 331.37)	-1.47 (-1.57, -1.36)
Cyprus	male	483.95 (305.79, 731.47)	750.19 (490.42, 1094.35)	0.55	126.57 (79.89, 191.12)	106.57 (68.36, 160.36)	-0.54 (-0.71, -0.36)
Czechia	male	8413.20 (4936.93, 13085.77)	6642.12 (4443.20, 9688.19)	-0.21	187.57 (109.57, 293.36)	135.45 (85.17, 210.20)	-0.77 (-1.09, -0.46)
Democratic Republic of the Congo	male	835853.17 (562853.73, 1192462.91)	568426.84 (391920.70, 801469.09)	-0.32	2762.92 (2011.67, 3699.82)	1165.79 (834.94, 1587.90)	-2.94 (-3.46, -2.41)
Denmark	male	3310.98 (2242.46, 4714.96)	3303.58 (2165.69, 4681.68)	0.00	132.33 (85.10, 202.33)	104.19 (64.90, 157.72)	-0.85 (-1.02, -0.69)
Djibouti	male	18321.00 (8364.82, 32972.43)	11900.81 (7521.87, 18666.20)	-0.35	5372.63 (2509.13, 9243.07)	1817.84 (1160.16, 2850.46)	-4.07 (-4.37, -3.76)

Dominica	male	181.47 (139.64, 243.05)	107.63 (77.87, 146.76)	-0.41	498.71 (387.63, 663.27)	335.24 (238.18, 467.85)	-1.50 (-1.77, -1.24)
Dominican Republic	male	66214.14 (48650.51, 86716.53)	21373.54 (14988.97, 29107.16)	-0.68	1400.62 (1055.38, 1781.55)	401.59 (284.29, 543.27)	-4.09 (-4.65, -3.52)
Ecuador	male	48837.44 (40027.77, 58670.77)	17102.39 (13232.36, 21333.01)	-0.65	847.27 (709.01, 1013.36)	216.82 (170.37, 268.25)	-5.26 (-5.68, -4.84)
Egypt	male	172555.59 (116622.46, 253824.03)	147802.02 (92790.74, 222652.07)	-0.14	512.62 (353.84, 739.35)	276.25 (180.57, 406.69)	-2.02 (-2.10, -1.95)
El Salvador	male	21475.48 (16934.42, 27203.34)	9166.75 (6639.21, 12368.01)	-0.57	753.31 (611.05, 937.07)	323.98 (235.49, 434.54)	-2.70 (-2.84, -2.55)
Equatorial Guinea	male	11399.83 (6551.98, 19891.29)	4147.43 (2529.53, 6369.27)	-0.64	3669.69 (2404.52, 5792.57)	531.15 (348.92, 775.85)	-7.60 (-8.27, -6.92)
Eritrea	male	203997.17 (110686.16, 316404.05)	57335.75 (39624.47, 79011.13)	-0.72	10214.86 (5496.40, 15190.29)	1680.57 (1211.46, 2236.74)	-5.71 (-6.07, -5.35)
Estonia	male	1774.88 (1188.20, 2578.03)	729.20 (440.42, 1158.83)	-0.59	247.71 (168.35, 359.27)	116.65 (69.21, 185.03)	-3.02 (-3.17, -2.87)
Ethiopia	male	1979134.23 (1405876.06, 2651565.80)	635777.28 (466982.82, 827744.23)	-0.68	5433.00 (3893.70, 7134.82)	1014.40 (765.16, 1299.07)	-6.33 (-6.66, -5.99)
Micronesia (Federated States of)	male	562.82 (396.99, 766.34)	228.81 (151.43, 328.34)	-0.59	848.80 (619.10, 1136.08)	467.05 (316.79, 657.40)	-2.13 (-2.25, -2.01)
Fiji	male	2447.59 (1686.83, 3436.77)	2579.40 (1744.49, 3796.46)	0.05	603.50 (428.44, 838.53)	574.55 (397.05, 830.14)	-0.08 (-0.24, 0.08)
Finland	male	2674.72 (1660.88, 4006.04)	2590.49 (1644.23, 3892.49)	-0.03	112.77 (68.56, 176.10)	90.83 (55.23, 142.76)	-0.85 (-1.02, -0.68)
France	male	50925.22 (35898.72, 69828.17)	64548.08 (46181.98, 86334.15)	0.27	176.62 (122.94, 246.34)	157.73 (108.71, 217.28)	-0.30 (-0.40, -0.19)

Gabon	male	8563.07 (5710.99, 12462.08)	6168.12 (4212.47, 8576.79)	-0.28	1418.11 (975.46, 1961.68)	729.00 (511.53, 1005.28)	-2.15 (-2.36, -1.95)
Georgia	male	8106.46 (5024.11, 12090.08)	4433.04 (2715.25, 6813.44)	-0.45	322.77 (202.39, 481.18)	258.26 (154.95, 401.35)	-0.63 (-0.73, -0.53)
Germany	male	49935.61 (31865.08, 73105.55)	57002.51 (37150.07, 79065.44)	0.14	131.16 (82.27, 197.18)	117.80 (75.37, 170.55)	-0.14 (-0.43, 0.15)
Ghana	male	215912.09 (136102.02, 345704.40)	152712.34 (104090.78, 212261.67)	-0.29	2002.76 (1398.06, 2985.30)	891.26 (626.33, 1205.91)	-2.74 (-2.98, -2.50)
Greece	male	4589.34 (2794.97, 6947.98)	4085.08 (2625.01, 6111.79)	-0.11	92.57 (53.34, 148.00)	80.89 (49.75, 125.84)	-0.61 (-0.74, -0.49)
Greenland	male	41.47 (26.49, 63.00)	35.34 (24.02, 51.65)	-0.15	168.54 (113.35, 252.04)	121.32 (80.91, 183.79)	-0.96 (-1.22, -0.70)
Grenada	male	335.61 (259.82, 436.11)	169.73 (120.44, 243.60)	-0.49	732.90 (576.58, 943.39)	380.51 (267.37, 553.98)	-2.11 (-2.29, -1.92)
Guam	male	255.46 (167.08, 380.31)	227.61 (141.71, 357.04)	-0.11	369.51 (252.05, 539.04)	266.39 (166.39, 418.02)	-1.06 (-1.17, -0.94)
Guatemala	male	137107.35 (122805.50, 153430.57)	49399.02 (38273.01, 64170.22)	-0.64	3817.43 (3420.36, 4259.46)	674.15 (540.52, 836.37)	-6.29 (-6.51, -6.07)
Guinea	male	176842.61 (112069.78, 270319.59)	113811.16 (71923.47, 171233.38)	-0.36	3174.71 (2108.25, 4761.44)	1255.22 (833.14, 1805.35)	-3.19 (-3.31, -3.06)
Guinea-Bissau	male	28273.38 (15398.24, 52781.17)	11514.39 (7572.81, 16498.00)	-0.59	3624.99 (2142.32, 6340.98)	1063.90 (714.98, 1509.88)	-4.25 (-4.43, -4.08)
Guyana	male	8130.27 (6627.50, 10041.70)	2729.53 (2049.89, 3634.77)	-0.66	1976.56 (1639.08, 2386.57)	771.60 (586.94, 1018.29)	-2.87 (-3.08, -2.66)
Haiti	male	136220.28 (84929.63, 214055.33)	77292.18 (52944.02, 108857.44)	-0.43	2910.72 (1908.60, 4321.74)	1120.20 (785.51, 1567.13)	-2.79 (-3.15, -2.43)

Honduras	male	22690.50 (16547.84, 30802.61)	14253.81 (9457.51, 20333.14)	-0.37	750.36 (568.74, 986.47)	310.88 (212.80, 443.81)	-3.08 (-3.28, -2.88)
Hungary	male	8923.34 (5499.14, 13705.68)	5101.21 (3179.59, 8067.47)	-0.43	205.68 (125.04, 317.31)	135.47 (81.47, 227.12)	-1.35 (-1.50, -1.20)
Iceland	male	133.35 (83.45, 209.83)	182.47 (115.93, 263.37)	0.37	105.50 (66.15, 166.17)	97.33 (59.68, 144.20)	-0.30 (-0.43, -0.17)
India	male	14984512.68 (10343643.70, 18925862.54)	6206844.63 (4243327.85, 8513462.36)	-0.59	2821.19 (1997.23, 3562.78)	928.43 (639.89, 1267.06)	-3.87 (-4.08, -3.65)
Indonesia	male	1303967.33 (1037552.45, 1656602.05)	662198.75 (500591.70, 869687.65)	-0.49	1472.35 (1191.70, 1814.33)	634.09 (496.78, 801.60)	-2.89 (-3.08, -2.70)
Iran (Islamic Republic of)	male	144435.47 (104828.19, 198076.82)	57235.19 (36408.23, 85048.18)	-0.60	385.63 (283.28, 522.15)	142.60 (90.71, 211.94)	-3.32 (-3.52, -3.13)
Iraq	male	55964.87 (38990.37, 82807.89)	46903.47 (29303.70, 73707.54)	-0.16	437.67 (310.45, 628.00)	205.66 (130.46, 316.85)	-3.15 (-3.36, -2.94)
Ireland	male	2141.07 (1330.29, 3392.08)	2301.88 (1453.79, 3417.89)	0.08	121.41 (75.21, 194.38)	92.97 (57.65, 141.77)	-1.10 (-1.21, -0.98)
Israel	male	3901.52 (2278.64, 6456.85)	5979.80 (3711.54, 9156.67)	0.53	155.44 (92.23, 254.31)	127.03 (78.95, 194.95)	-0.76 (-0.86, -0.66)
Italy	male	41410.26 (25674.67, 60201.77)	44421.29 (29325.85, 62738.64)	0.07	149.97 (92.03, 219.37)	137.97 (87.04, 203.46)	-0.42 (-0.56, -0.28)
Jamaica	male	10566.01 (8388.10, 13373.72)	4007.08 (2745.60, 5829.29)	-0.62	835.20 (671.51, 1042.44)	323.87 (216.35, 480.96)	-3.14 (-3.62, -2.65)
Japan	male	69969.24 (44894.61, 106692.06)	67250.60 (47880.01, 95398.36)	-0.04	119.95 (74.03, 188.53)	91.60 (59.48, 136.82)	-1.07 (-1.14, -1.00)
Jordan	male	6697.13 (4112.57, 10344.12)	9318.79 (5623.15, 14562.63)	0.39	276.53 (173.66, 420.24)	148.38 (91.31, 230.44)	-2.34 (-2.41, -2.27)

Kazakhstan	male	36963.72 (24858.36, 54516.31)	27354.92 (17401.30, 40360.50)	-0.26	457.63 (312.27, 666.68)	306.86 (197.80, 450.64)	-1.73 (-1.99, -1.48)
Kenya	male	356246.69 (281950.57, 458847.02)	242536.94 (192363.12, 302063.09)	-0.32	2242.76 (1828.82, 2819.19)	986.18 (811.32, 1206.51)	-2.68 (-2.76, -2.60)
Kiribati	male	1010.05 (707.27, 1441.48)	608.73 (427.81, 839.02)	-0.40	2138.18 (1591.18, 2864.04)	1013.34 (756.04, 1336.06)	-2.67 (-2.74, -2.61)
Kuwait	male	2210.30 (1384.34, 3320.11)	2944.89 (1811.20, 4442.20)	0.33	217.37 (136.13, 325.38)	147.33 (88.53, 231.52)	-1.41 (-1.50, -1.33)
Kyrgyzstan	male	10807.68 (7117.16, 15698.83)	10066.27 (6115.93, 15434.21)	-0.07	460.14 (310.00, 657.94)	304.16 (188.08, 465.34)	-1.67 (-1.84, -1.49)
Lao People's Democratic Republic	male	69802.20 (34299.93, 118438.38)	16434.35 (10851.04, 23357.40)	-0.76	2512.62 (1314.97, 3893.42)	490.40 (338.43, 683.22)	-5.43 (-5.58, -5.27)
Latvia	male	3020.30 (2045.89, 4409.13)	1267.63 (806.03, 1930.71)	-0.58	249.53 (167.89, 365.93)	139.96 (87.08, 216.72)	-2.20 (-2.36, -2.05)
Lebanon	male	5021.28 (3113.51, 7659.40)	3174.08 (1898.46, 5298.47)	-0.37	256.29 (159.18, 387.61)	124.10 (74.76, 205.69)	-2.61 (-2.75, -2.47)
Lesotho	male	21297.38 (14238.93, 31453.21)	11943.79 (8647.29, 15962.42)	-0.44	1944.82 (1366.19, 2810.27)	1186.92 (867.28, 1558.48)	-0.95 (-1.31, -0.59)
Liberia	male	56538.00 (34712.16, 89685.78)	19551.27 (13211.57, 27644.49)	-0.65	3626.22 (2327.95, 5526.29)	750.04 (529.18, 1028.32)	-5.73 (-6.06, -5.41)
Libya	male	7702.23 (4669.73, 11894.81)	5769.30 (3660.08, 8684.66)	-0.25	281.52 (177.02, 429.30)	194.82 (120.93, 301.48)	-1.46 (-1.65, -1.27)
Lithuania	male	3752.56 (2516.79, 5535.65)	1833.49 (1153.74, 2888.48)	-0.51	221.47 (148.96, 329.78)	139.51 (85.98, 215.61)	-1.62 (-1.74, -1.49)
Luxembourg	male	264.29 (176.97, 368.19)	411.21 (267.89, 575.75)	0.56	140.30 (92.03, 202.92)	118.11 (75.49, 169.00)	-0.47 (-0.64, -0.30)

North Macedonia	male	3087.49 (1913.17, 4683.41)	1982.87 (1248.26, 3025.28)	-0.36	310.60 (194.33, 472.61)	215.10 (134.01, 329.07)	-1.37 (-1.45, -1.28)
Madagascar	male	530216.62 (427511.73, 649358.56)	252874.10 (175570.61, 345934.23)	-0.52	5816.99 (4875.14, 6945.61)	1685.92 (1231.12, 2228.79)	-4.03 (-4.19, -3.87)
Malawi	male	294271.35 (191761.07, 435496.18)	132241.49 (95380.10, 177261.31)	-0.55	4047.51 (2910.13, 5669.86)	1367.63 (1041.43, 1749.05)	-4.14 (-4.42, -3.86)
Malaysia	male	54588.30 (37231.32, 77881.57)	55160.48 (36067.15, 78561.21)	0.01	603.19 (420.19, 854.64)	364.73 (239.30, 521.01)	-1.81 (-1.89, -1.74)
Maldives	male	2294.08 (1494.53, 3359.15)	1261.79 (822.25, 1807.02)	-0.45	1591.41 (1045.52, 2240.13)	478.57 (314.13, 681.43)	-4.22 (-4.72, -3.72)
Mali	male	348114.35 (213486.99, 529529.29)	590684.30 (392916.58, 858797.37)	0.70	4476.88 (2898.53, 6601.61)	3235.46 (2256.97, 4570.17)	-1.98 (-2.51, -1.44)
Malta	male	233.41 (146.96, 356.59)	241.97 (153.56, 355.39)	0.04	130.68 (81.31, 202.43)	106.20 (65.17, 162.60)	-0.77 (-0.91, -0.64)
Marshall Islands	male	248.61 (181.23, 338.36)	161.98 (108.84, 237.14)	-0.35	858.13 (647.21, 1128.61)	557.60 (384.36, 801.97)	-1.53 (-1.64, -1.42)
Mauritania	male	44915.34 (20260.16, 78092.93)	20617.13 (12571.99, 34472.40)	-0.54	3150.52 (1473.52, 5286.79)	927.68 (549.65, 1658.59)	-4.51 (-5.02, -4.01)
Mauritius	male	2791.49 (1960.54, 3899.18)	1475.09 (988.55, 2154.84)	-0.47	563.20 (403.70, 774.61)	297.81 (196.26, 448.97)	-1.70 (-1.95, -1.44)
Mexico	male	434512.65 (370830.71, 501857.65)	184567.20 (153231.78, 225108.04)	-0.58	1011.25 (888.65, 1139.65)	329.68 (275.01, 399.89)	-4.17 (-4.50, -3.84)
Republic of Moldova	male	5965.35 (3871.87, 9391.91)	2809.63 (1715.87, 4437.46)	-0.53	285.05 (186.41, 446.06)	162.76 (96.81, 261.29)	-2.13 (-2.24, -2.01)
Mongolia	male	9361.66 (6832.71, 12745.16)	6869.03 (4540.75, 9768.85)	-0.27	811.72 (599.84, 1097.97)	415.48 (278.72, 583.79)	-2.76 (-2.95, -2.58)

Montenegro	male	630.74 (385.35, 1000.28)	475.88 (307.88, 707.94)	-0.25	208.23 (126.75, 330.89)	171.42 (108.26, 259.80)	-0.87 (-0.98, -0.77)
Morocco	male	73867.67 (50218.32, 106723.32)	45423.17 (28621.99, 69437.39)	-0.39	504.49 (347.48, 722.27)	264.93 (168.01, 406.91)	-2.25 (-2.32, -2.19)
Mozambique	male	473659.76 (281665.91, 759831.24)	239640.11 (169654.02, 330180.33)	-0.49	4906.81 (3212.10, 7316.96)	1371.50 (1037.06, 1795.47)	-4.69 (-4.86, -4.51)
Myanmar	male	420134.95 (264997.33, 688898.74)	152933.12 (103796.79, 224469.34)	-0.64	1907.94 (1291.28, 2876.60)	627.97 (432.95, 903.85)	-3.97 (-4.09, -3.85)
Namibia	male	19279.88 (12261.79, 27143.55)	11608.28 (7671.91, 16660.63)	-0.40	2176.15 (1476.03, 2909.17)	934.18 (638.35, 1282.95)	-2.41 (-2.62, -2.20)
Nepal	male	376956.48 (250070.94, 549795.64)	98207.33 (68128.95, 139868.03)	-0.74	2855.22 (2015.79, 3886.70)	720.57 (506.59, 1018.10)	-4.55 (-4.85, -4.25)
Netherlands	male	8535.69 (5622.93, 12213.59)	10420.73 (6862.70, 14773.49)	0.22	111.34 (73.06, 160.73)	104.84 (67.18, 150.12)	-0.31 (-0.45, -0.17)
New Zealand	male	1832.60 (1093.44, 3001.95)	1818.09 (1018.90, 3070.42)	-0.01	120.29 (70.83, 200.49)	96.96 (51.63, 173.20)	-0.74 (-0.80, -0.68)
Nicaragua	male	26644.21 (19087.27, 36886.96)	8144.87 (5997.81, 11049.70)	-0.69	938.12 (707.51, 1260.40)	270.76 (202.13, 359.66)	-4.60 (-4.80, -4.39)
Niger	male	267139.68 (155852.27, 449647.18)	207983.18 (141179.98, 298397.65)	-0.22	3495.54 (2155.92, 5728.99)	1079.90 (739.09, 1533.97)	-4.49 (-4.74, -4.24)
Nigeria	male	877061.63 (642166.81, 1189077.42)	1208364.04 (852830.22, 1703467.30)	0.38	1323.21 (969.56, 1786.87)	846.32 (596.80, 1181.27)	-1.68 (-1.81, -1.54)
Democratic People's Republic of Korea	male	109095.06 (62174.23, 179639.83)	32798.97 (22383.09, 47222.50)	-0.70	818.55 (508.49, 1272.75)	295.30 (201.94, 417.43)	-10.38 (-15.81, -4.59)
Northern Mariana Islands	male	75.16 (49.72, 109.68)	44.23 (28.75, 67.54)	-0.41	348.27 (239.45, 505.11)	247.46 (157.88, 382.56)	-0.92 (-1.03, -0.82)

Norway	male	2804.24 (1757.71, 4158.83)	4015.78 (2628.65, 5739.81)	0.43	140.13 (84.93, 219.80)	138.89 (88.12, 209.46)	-0.09 (-0.28, 0.10)
Oman	male	9766.36 (7134.53, 13445.63)	6441.34 (4013.11, 9643.48)	-0.34	858.44 (655.92, 1127.77)	306.97 (199.27, 460.99)	-3.34 (-3.66, -3.03)
Pakistan	male	1201328.50 (851888.57, 1622228.93)	1401685.06 (992895.30, 1913584.11)	0.17	1560.96 (1137.85, 2099.10)	1102.13 (789.45, 1496.25)	-1.13 (-1.21, -1.05)
Palestine	male	4358.19 (2757.56, 6729.03)	4423.68 (2630.93, 6797.60)	0.02	309.39 (200.37, 457.03)	158.51 (100.38, 236.10)	-2.21 (-2.25, -2.16)
Panama	male	6440.84 (5057.84, 8186.89)	5535.29 (4115.23, 7399.25)	-0.14	492.14 (389.03, 618.89)	274.24 (204.05, 365.96)	-2.83 (-3.43, -2.23)
Papua New Guinea	male	18512.75 (13182.67, 25302.53)	32721.15 (21865.71, 46561.45)	0.77	752.56 (553.46, 991.21)	561.20 (386.08, 784.26)	-0.78 (-0.91, -0.65)
Paraguay	male	10892.78 (7814.11, 14824.65)	11594.48 (8228.87, 15655.89)	0.06	447.49 (329.63, 600.61)	366.60 (264.65, 484.14)	-0.17 (-0.53, 0.19)
Peru	male	160560.03 (121110.11, 207471.03)	54434.42 (37323.53, 77127.36)	-0.66	1221.21 (947.85, 1541.24)	332.62 (228.35, 469.59)	-4.95 (-5.13, -4.76)
Philippines	male	329293.71 (263411.04, 416159.18)	198118.40 (147921.84, 268605.92)	-0.40	904.31 (740.30, 1125.49)	369.05 (278.78, 487.66)	-3.01 (-3.15, -2.86)
Poland	male	49453.77 (30049.28, 76038.54)	28496.91 (17809.99, 43247.74)	-0.42	276.33 (168.77, 429.78)	174.91 (106.36, 276.05)	-1.68 (-1.76, -1.59)
Portugal	male	9029.30 (5983.94, 13082.82)	8200.66 (5431.30, 11828.19)	-0.09	192.73 (125.43, 290.09)	145.08 (92.14, 218.72)	-0.93 (-1.20, -0.66)
Puerto Rico	male	4249.74 (2726.11, 6435.44)	2704.54 (1966.40, 3856.56)	-0.36	248.42 (159.79, 373.39)	164.90 (108.50, 251.66)	-1.74 (-1.86, -1.62)
Qatar	male	550.10 (335.39, 849.02)	1655.19 (1003.93, 2564.18)	2.01	203.60 (127.42, 311.55)	98.54 (56.36, 155.81)	-2.89 (-3.10, -2.69)

Romania	male	30187.62 (18551.05, 45428.52)	14605.27 (9080.17, 22735.02)	-0.52	284.29 (174.38, 432.36)	194.23 (117.25, 307.89)	-1.42 (-1.46, -1.37)
Russian Federation	male	150554.84 (99876.00, 217342.24)	104065.25 (67248.67, 153798.91)	-0.31	218.84 (147.29, 317.27)	144.17 (92.99, 213.80)	-2.03 (-2.28, -1.79)
Rwanda	male	157840.39 (98624.17, 244152.91)	56196.51 (38314.31, 82922.03)	-0.64	3038.45 (2092.36, 4313.22)	894.20 (650.02, 1239.91)	-5.38 (-5.96, -4.79)
Saint Lucia	male	518.00 (394.00, 701.94)	271.38 (195.18, 386.15)	-0.48	741.07 (579.03, 972.81)	362.54 (251.20, 534.82)	-2.58 (-2.85, -2.30)
Saint Vincent and the Grenadines	male	578.68 (457.31, 731.54)	289.47 (220.70, 379.22)	-0.50	1049.10 (852.40, 1287.34)	544.57 (407.66, 721.31)	-2.30 (-2.54, -2.05)
Samoa	male	474.88 (321.22, 672.74)	383.46 (247.42, 573.65)	-0.19	525.03 (366.00, 722.43)	351.26 (235.95, 515.37)	-1.20 (-1.37, -1.03)
Sao Tome and Principe	male	2023.17 (1358.48, 2854.37)	776.56 (494.95, 1134.11)	-0.62	2142.93 (1495.11, 2943.85)	709.22 (474.83, 1014.94)	-3.79 (-4.47, -3.11)
Saudi Arabia	male	26712.46 (18622.08, 37382.51)	21092.88 (13644.20, 30975.90)	-0.21	274.87 (197.59, 373.33)	124.05 (79.42, 187.48)	-2.66 (-2.77, -2.55)
Senegal	male	119221.78 (81574.10, 172317.92)	86482.45 (58556.07, 121153.70)	-0.27	2035.15 (1434.60, 2859.15)	923.64 (628.58, 1290.28)	-2.89 (-3.00, -2.77)
Serbia	male	11728.88 (7198.56, 18083.82)	6519.13 (4011.37, 9944.50)	-0.44	281.36 (171.96, 437.65)	174.41 (102.96, 273.85)	-1.82 (-1.90, -1.73)
Seychelles	male	167.79 (117.46, 235.17)	114.87 (78.20, 168.37)	-0.32	511.63 (378.12, 696.08)	243.26 (163.34, 355.84)	-2.58 (-2.77, -2.39)
Sierra Leone	male	116956.66 (71962.39, 184752.37)	84951.41 (55388.89, 126906.89)	-0.27	3906.60 (2485.05, 5955.11)	1551.75 (1047.25, 2248.07)	-3.49 (-3.81, -3.16)
Singapore	male	2094.85 (1208.46, 3560.08)	1780.48 (1036.61, 2922.06)	-0.15	155.84 (90.34, 268.33)	67.69 (38.15, 113.69)	-3.11 (-3.28, -2.94)

Slovakia	male	5278.51 (3156.69, 8182.56)	3352.20 (2050.22, 5166.17)	-0.36	214.27 (127.76, 334.89)	145.01 (85.82, 230.05)	-1.27 (-1.36, -1.18)
Slovenia	male	1586.72 (984.49, 2473.87)	993.24 (613.53, 1530.56)	-0.37	181.84 (110.44, 290.65)	114.98 (69.56, 186.25)	-1.80 (-1.89, -1.70)
Solomon Islands	male	2483.31 (1681.67, 3571.76)	2517.01 (1752.43, 3597.33)	0.01	1076.76 (771.94, 1470.55)	656.29 (468.41, 918.76)	-1.64 (-1.70, -1.57)
Somalia	male	368225.95 (201334.37, 629376.42)	432868.39 (260607.38, 719355.62)	0.18	7092.08 (4107.30, 11946.96)	3345.93 (2149.99, 5367.25)	-2.12 (-2.84, -1.40)
South Africa	male	294983.75 (225597.23, 379851.55)	131079.11 (102277.50, 163900.04)	-0.56	1405.97 (1098.98, 1781.27)	518.17 (408.62, 644.98)	-3.30 (-3.62, -2.97)
Republic of Korea	male	77547.14 (50862.92, 113821.18)	30658.35 (19129.76, 47305.74)	-0.60	375.45 (254.86, 540.16)	112.43 (67.75, 178.66)	-4.34 (-4.80, -3.89)
South Sudan	male	367208.81 (201742.84, 560932.13)	117673.55 (76614.96, 176761.37)	-0.68	8040.48 (4491.45, 12035.60)	1853.61 (1278.24, 2661.08)	-5.41 (-5.69, -5.13)
Spain	male	29777.06 (18844.63, 44541.05)	27516.70 (17905.15, 40950.12)	-0.08	176.79 (107.05, 278.12)	127.35 (76.31, 205.62)	-1.12 (-1.33, -0.92)
Sri Lanka	male	62995.57 (45066.59, 87060.07)	40847.83 (27304.13, 59005.88)	-0.35	766.86 (563.33, 1033.07)	398.25 (265.11, 575.38)	-2.79 (-3.07, -2.52)
Sudan	male	250263.40 (131116.96, 452221.96)	136148.25 (91030.81, 192428.50)	-0.46	1510.66 (854.14, 2528.77)	543.33 (367.41, 764.34)	-3.71 (-3.85, -3.58)
Suriname	male	1634.40 (1183.72, 2145.67)	1106.90 (761.65, 1604.74)	-0.32	814.79 (602.66, 1064.00)	415.06 (284.65, 594.96)	-2.54 (-2.65, -2.43)
Eswatini	male	9783.04 (6219.81, 14513.91)	5718.62 (3676.74, 8436.85)	-0.42	1642.09 (1128.53, 2309.68)	927.26 (622.51, 1330.57)	-1.62 (-1.82, -1.41)
Sweden	male	5352.08 (3477.94, 7659.45)	6625.28 (4332.41, 9395.14)	0.24	124.40 (78.29, 184.84)	120.64 (75.53, 176.48)	-0.31 (-0.47, -0.14)

Switzerland	male	4047.93 (2726.71, 5777.40)	4924.88 (3208.79, 7059.88)	0.22	120.00 (79.69, 177.49)	101.55 (64.95, 149.29)	-0.34 (-0.61, -0.07)
Syrian Arab Republic	male	50956.83 (36087.93, 71284.62)	17711.44 (11823.53, 25640.11)	-0.65	547.82 (397.64, 755.29)	265.87 (178.55, 390.55)	-2.53 (-2.88, -2.17)
Taiwan (Province of China)	male	19341.87 (12733.11, 28525.53)	10554.74 (6783.10, 15821.01)	-0.45	207.83 (140.62, 304.44)	89.96 (54.04, 141.85)	-2.93 (-3.28, -2.59)
Tajikistan	male	16298.60 (11158.78, 23028.79)	18337.92 (11626.53, 26498.97)	0.13	522.22 (357.52, 744.74)	378.65 (243.96, 547.78)	-1.69 (-2.27, -1.10)
United Republic of Tanzania	male	635601.85 (442268.86, 882328.27)	436445.91 (302539.30, 604198.73)	-0.31	3122.04 (2324.97, 4112.58)	1247.44 (912.42, 1660.97)	-3.57 (-3.77, -3.37)
Thailand	male	113080.47 (83722.38, 155517.93)	57603.60 (39514.69, 83645.23)	-0.49	485.33 (370.26, 647.76)	174.55 (116.77, 259.13)	-3.75 (-4.10, -3.40)
Bahamas	male	603.47 (419.28, 864.52)	556.55 (385.85, 780.72)	-0.08	509.70 (365.77, 703.08)	343.20 (236.09, 484.36)	-1.57 (-1.74, -1.40)
Gambia	male	17730.20 (12603.70, 25041.27)	14945.97 (10198.29, 21000.49)	-0.16	2250.75 (1644.68, 3118.22)	1097.68 (771.67, 1537.82)	-2.83 (-3.00, -2.66)
Timor-Leste	male	28509.00 (7131.14, 45665.67)	4646.82 (3188.44, 6398.75)	-0.84	4638.98 (1242.04, 7035.82)	655.50 (465.12, 880.03)	-7.26 (-7.68, -6.83)
Togo	male	46695.86 (29355.83, 74196.08)	34143.76 (23258.81, 49205.33)	-0.27	1690.49 (1161.60, 2479.49)	757.88 (535.57, 1060.40)	-3.21 (-3.45, -2.96)
Tonga	male	275.89 (191.08, 386.74)	202.15 (136.41, 298.25)	-0.27	511.65 (367.93, 704.02)	376.88 (260.77, 547.24)	-0.98 (-1.03, -0.93)
Trinidad and Tobago	male	3050.51 (2146.37, 4388.54)	1800.93 (1160.20, 2700.15)	-0.41	528.52 (387.29, 731.75)	291.17 (182.69, 448.70)	-2.49 (-2.69, -2.29)
Tunisia	male	11767.35 (7818.34, 16580.58)	6707.06 (4229.93, 10112.24)	-0.43	241.82 (162.94, 341.68)	126.75 (78.69, 192.44)	-2.22 (-2.34, -2.10)

Turkey	male	147634.92 (96394.68, 219962.64)	54889.39 (36142.44, 82603.97)	-0.63	427.50 (286.22, 629.10)	160.75 (103.70, 247.97)	-3.60 (-3.86, -3.33)
Turkmenistan	male	10301.52 (7177.38, 14518.00)	7688.02 (4903.03, 11532.08)	-0.25	497.02 (342.47, 711.73)	299.96 (193.22, 445.83)	-1.83 (-1.92, -1.73)
Uganda	male	447526.36 (256079.05, 791245.50)	251851.84 (163386.17, 361547.33)	-0.44	3066.63 (1945.06, 5283.69)	987.73 (702.76, 1320.85)	-4.07 (-4.33, -3.81)
Ukraine	male	57892.23 (39691.90, 81780.79)	34752.59 (23550.58, 50571.58)	-0.40	245.88 (169.65, 344.51)	173.35 (117.35, 252.11)	-1.91 (-2.15, -1.66)
United Arab Emirates	male	2914.72 (1770.69, 4418.35)	7230.34 (4330.32, 11530.30)	1.48	260.34 (162.61, 385.62)	168.44 (102.67, 257.91)	-1.40 (-1.50, -1.30)
United Kingdom	male	37625.67 (23931.35, 53994.72)	40052.58 (25661.56, 58082.81)	0.06	140.29 (87.77, 202.03)	124.77 (78.06, 185.84)	-0.64 (-0.87, -0.41)
United States of America	male	106890.68 (76370.57, 144122.77)	165255.08 (119104.64, 225093.89)	0.55	87.70 (62.64, 119.22)	93.05 (65.15, 132.16)	0.13 (-0.05, 0.31)
Uruguay	male	5780.37 (4268.11, 7890.86)	3400.51 (2444.03, 4814.55)	-0.41	394.81 (290.87, 538.09)	210.18 (145.28, 311.58)	-2.02 (-2.19, -1.86)
Uzbekistan	male	78551.07 (53568.42, 111594.85)	72952.32 (45660.61, 107634.35)	-0.07	617.74 (422.51, 877.24)	425.30 (269.49, 630.81)	-1.37 (-1.42, -1.31)
Vanuatu	male	670.48 (458.46, 965.73)	903.00 (609.40, 1285.92)	0.35	726.05 (514.60, 1012.31)	574.72 (395.87, 815.71)	-0.89 (-0.99, -0.79)
Venezuela (Bolivarian Republic of)	male	48346.82 (39382.71, 59934.22)	30092.21 (22310.06, 40076.63)	-0.38	464.32 (378.90, 577.17)	233.26 (172.85, 311.61)	-3.52 (-4.10, -2.93)
Viet nam	male	257934.09 (188661.74, 351164.36)	99163.73 (69263.44, 138645.70)	-0.62	798.06 (597.93, 1041.81)	241.87 (173.18, 335.17)	-4.18 (-4.34, -4.02)
Virginia	male	2689.53 (1856.71, 3823.86)	4505.51 (3075.04, 6289.66)	0.68	92.18 (63.47, 130.90)	96.32 (63.55, 142.58)	0.02 (-0.15, 0.18)

Yemen	male	229712.85 (108602.11, 778986.89)	171015.61 (119353.73, 249990.79)	-0.26	1928.90 (991.40, 6533.48)	858.56 (605.00, 1241.11)	-2.95 (-3.14, -2.76)
Zambia	male	219645.17 (146257.05, 321893.90)	186630.86 (138140.82, 246009.51)	-0.15	3629.58 (2625.03, 5067.58)	1861.86 (1430.10, 2407.42)	-2.27 (-2.44, -2.10)
Zimbabwe	male	105272.16 (71413.58, 152440.91)	131230.73 (91910.48, 179283.42)	0.25	1682.06 (1278.21, 2244.12)	1710.87 (1296.05, 2223.73)	0.97 (0.63, 1.31)
Monaco	male	15.57 (9.89, 22.89)	19.04 (12.52, 27.72)	0.22	102.61 (62.15, 160.20)	94.76 (58.69, 143.66)	-0.39 (-0.53, -0.26)
San Marino	male	12.88 (8.34, 18.87)	17.16 (11.02, 24.54)	0.33	109.68 (68.97, 164.11)	98.58 (61.51, 146.97)	-0.50 (-0.64, -0.36)
Saint Kitts and Nevis	male	211.90 (178.10, 253.80)	117.91 (87.71, 152.49)	-0.44	1083.55 (926.22, 1271.65)	452.81 (340.16, 590.58)	-2.88 (-3.32, -2.44)
Cook Islands	male	32.09 (18.81, 49.55)	17.48 (10.65, 27.34)	-0.46	298.19 (180.80, 457.44)	211.33 (127.17, 336.08)	-1.12 (-1.17, -1.06)
Nauru	male	49.03 (32.90, 69.97)	27.28 (18.13, 39.81)	-0.44	690.81 (477.87, 951.13)	460.61 (316.67, 658.00)	-1.48 (-2.08, -0.87)
Niue	male	7.42 (4.92, 10.70)	2.80 (1.84, 4.04)	-0.62	566.38 (385.48, 805.06)	373.16 (241.53, 546.69)	-1.71 (-1.93, -1.50)
Palau	male	27.54 (17.37, 42.01)	20.06 (12.71, 30.73)	-0.27	346.58 (221.95, 520.90)	251.54 (156.66, 391.44)	-0.98 (-1.09, -0.87)
Tokelau	male	6.38 (4.45, 9.14)	2.60 (1.64, 3.96)	-0.59	603.18 (422.73, 860.62)	333.25 (216.10, 504.75)	-2.10 (-2.19, -2.02)
Tuvalu	male	64.74 (43.32, 92.78)	24.98 (16.74, 36.64)	-0.61	1116.21 (776.09, 1551.23)	430.13 (292.64, 626.82)	-3.10 (-3.37, -2.83)
Afghanistan	female	152828.53 (89339.51, 261756.18)	161226.15 (112371.20, 231529.80)	0.05	1827.58 (1175.76, 2901.51)	722.16 (521.65, 990.54)	-3.24 (-3.56, -2.93)

Albania	female	9324.30 (6518.73, 12937.81)	4390.61 (2904.61, 6333.18)	-0.53	574.63 (398.96, 800.82)	342.39 (225.96, 493.80)	-2.08 (-2.36, -1.79)
Algeria	female	88777.97 (57227.10, 129940.76)	68728.39 (44760.34, 104855.44)	-0.23	658.19 (432.61, 929.91)	338.14 (220.06, 509.45)	-2.29 (-2.31, -2.26)
American Samoa	female	186.18 (134.60, 252.95)	157.91 (112.77, 219.21)	-0.15	843.15 (621.52, 1120.83)	616.48 (446.62, 845.40)	-1.16 (-1.28, -1.04)
Andorra	female	32.56 (21.00, 48.16)	45.68 (30.03, 66.49)	0.40	131.45 (84.01, 194.98)	100.97 (63.89, 148.57)	-0.97 (-1.13, -0.80)
Angola	female	422208.38 (207258.01, 847481.04)	188748.58 (128873.21, 263304.50)	-0.55	5199.92 (2718.96, 9685.78)	1053.18 (752.96, 1418.08)	-5.66 (-5.82, -5.50)
Antigua and Barbuda	female	213.85 (151.84, 296.10)	209.82 (143.80, 300.16)	-0.02	687.16 (487.08, 946.44)	486.08 (333.03, 705.75)	-1.32 (-1.43, -1.21)
Argentina	female	84120.25 (64011.41, 111288.98)	50752.77 (34958.31, 73117.85)	-0.40	499.85 (381.57, 661.12)	223.23 (151.26, 325.53)	-2.98 (-3.15, -2.81)
Armenia	female	7357.24 (4984.00, 10472.21)	4339.79 (2771.87, 6482.92)	-0.41	427.28 (291.77, 606.82)	290.34 (186.44, 437.46)	-1.65 (-1.78, -1.53)
Australia	female	12926.64 (8356.98, 20209.41)	13542.23 (8746.99, 19804.95)	0.05	152.96 (98.39, 240.75)	103.81 (64.69, 156.98)	-1.39 (-1.55, -1.22)
Austria	female	5812.18 (3649.13, 8214.29)	5125.85 (3261.99, 7411.13)	-0.12	140.98 (86.82, 205.56)	105.43 (65.58, 154.14)	-0.98 (-1.15, -0.81)
Azerbaijan	female	29693.56 (21470.10, 40428.02)	25955.58 (16536.74, 38451.96)	-0.13	784.07 (564.92, 1070.80)	482.31 (310.40, 708.23)	-1.94 (-2.09, -1.78)
Bahrain	female	1264.65 (826.13, 1846.68)	1502.56 (915.49, 2300.22)	0.19	582.94 (388.70, 837.47)	278.08 (173.21, 422.20)	-2.78 (-2.95, -2.61)
Bangladesh	female	3434658.70 (2441556.41, 4528275.95)	692193.57 (484682.97, 964359.61)	-0.80	4982.25 (3568.71, 6567.49)	927.32 (646.62, 1287.58)	-5.80 (-6.03, -5.58)

Barbados	female	693.18 (497.25, 959.70)	477.72 (320.62, 696.72)	-0.31	555.03 (397.64, 771.11)	363.58 (234.85, 535.37)	-1.45 (-1.60, -1.30)
Belarus	female	16843.62 (11094.47, 24835.32)	9856.63 (6456.56, 14696.40)	-0.41	297.28 (198.29, 438.53)	173.39 (113.88, 260.72)	-2.12 (-2.32, -1.92)
Belgium	female	7953.44 (5230.91, 11193.97)	10055.06 (7192.59, 13494.50)	0.26	144.70 (92.46, 208.45)	127.71 (85.13, 181.86)	-0.20 (-0.33, -0.06)
Belize	female	1083.67 (842.94, 1392.80)	1219.85 (815.23, 1736.48)	0.13	1030.06 (793.51, 1341.67)	611.90 (414.07, 868.52)	-1.73 (-1.86, -1.59)
Benin	female	120756.45 (75045.17, 190379.18)	77012.41 (51017.47, 110651.86)	-0.36	2910.49 (1931.53, 4408.47)	945.92 (649.33, 1333.22)	-3.96 (-4.29, -3.63)
Bermuda	female	120.35 (79.16, 178.08)	70.23 (44.76, 105.55)	-0.42	402.55 (265.68, 593.83)	220.98 (139.27, 340.74)	-2.26 (-2.49, -2.03)
Bhutan	female	9214.14 (4818.57, 16393.41)	5027.62 (3355.40, 7199.62)	-0.45	2551.69 (1428.54, 4179.29)	1463.50 (977.07, 2077.25)	-2.13 (-2.24, -2.02)
Bolivia (Plurinational State of)	female	95697.63 (62491.14, 144333.90)	40841.69 (29856.98, 55729.58)	-0.57	2292.59 (1604.76, 3249.99)	674.84 (504.44, 897.31)	-4.29 (-4.36, -4.21)
Bosnia and Herzegovina	female	8896.82 (5624.59, 13375.88)	4308.09 (2737.43, 6472.90)	-0.52	394.87 (248.20, 593.75)	266.19 (168.96, 410.78)	-1.78 (-2.07, -1.48)
Botswana	female	10295.63 (7430.05, 14349.41)	10614.16 (7001.47, 14911.87)	0.03	1310.70 (977.83, 1778.86)	923.71 (612.93, 1292.69)	-0.61 (-0.86, -0.36)
Brazil	female	1027462.78 (819490.39, 1275502.44)	629795.88 (435555.29, 895817.58)	-0.39	1359.42 (1090.12, 1692.25)	576.01 (402.99, 816.01)	-3.10 (-3.22, -2.98)
Brunei Darussalam	female	627.80 (415.22, 921.55)	683.76 (437.43, 1052.55)	0.09	527.42 (358.45, 756.18)	333.29 (214.94, 509.67)	-1.64 (-1.80, -1.48)
Bulgaria	female	11929.94 (7574.48, 17644.13)	7880.70 (4881.94, 12135.55)	-0.34	287.75 (180.77, 428.82)	246.75 (155.48, 374.40)	-0.64 (-0.71, -0.57)

Burkina Faso	female	184745.27 (106060.75, 312009.27)	314292.62 (194502.04, 508063.99)	0.70	2415.12 (1477.29, 3854.07)	1925.20 (1217.63, 2976.40)	-0.86 (-1.22, -0.49)
Burundi	female	163689.28 (96863.61, 268637.58)	96353.77 (61412.68, 148032.52)	-0.41	3790.76 (2474.26, 5769.40)	1363.94 (952.54, 1917.39)	-3.46 (-3.70, -3.23)
Cambodia	female	181882.32 (76866.89, 337379.30)	64356.67 (45257.11, 90623.37)	-0.65	2724.63 (1254.20, 4704.38)	792.50 (560.81, 1104.58)	-4.41 (-4.62, -4.21)
Cameroon	female	96119.50 (59457.20, 154263.24)	115010.32 (75362.61, 170175.15)	0.20	1289.25 (861.17, 1930.54)	720.63 (486.30, 1045.57)	-2.15 (-2.31, -1.99)
Canada	female	17559.50 (11661.86, 26042.88)	17913.91 (12047.57, 25768.99)	0.02	119.24 (76.99, 178.76)	83.80 (54.15, 125.77)	-1.36 (-1.45, -1.27)
Cabo Verde	female	3729.55 (2616.32, 5303.41)	1725.92 (1143.79, 2512.75)	-0.54	1547.01 (1112.23, 2152.35)	627.79 (417.65, 907.78)	-3.49 (-3.76, -3.23)
Central African Republic	female	44403.71 (26070.49, 71153.17)	62691.47 (41062.77, 93626.92)	0.41	2267.33 (1470.98, 3381.84)	1940.27 (1357.60, 2759.75)	-0.20 (-0.44, 0.03)
Chad	female	249512.10 (120314.74, 444978.38)	179597.85 (124309.57, 252344.99)	-0.28	4749.41 (2431.46, 8091.46)	1521.38 (1115.38, 2027.28)	-4.12 (-4.28, -3.96)
Chile	female	10099.61 (7115.65, 14281.42)	10028.04 (7494.02, 12991.87)	-0.01	159.84 (114.72, 220.78)	91.87 (66.96, 121.83)	-1.83 (-2.02, -1.65)
China	female	4028407.53 (3138822.16, 5167278.21)	1350572.20 (911751.26, 1963690.57)	-0.66	746.33 (586.59, 951.04)	177.75 (119.97, 254.55)	-5.56 (-5.89, -5.22)
Colombia	female	103364.11 (82378.34, 129379.15)	56439.70 (42729.42, 74686.81)	-0.45	615.71 (489.16, 765.87)	246.89 (187.08, 326.39)	-3.05 (-3.26, -2.85)
Comoros	female	9303.22 (5065.45, 14641.69)	4497.39 (3132.26, 6007.24)	-0.52	3032.00 (1793.40, 4407.79)	1287.16 (916.29, 1713.39)	-3.05 (-3.19, -2.90)
Congo	female	26400.48 (16950.53, 39175.93)	29677.29 (18842.25, 42989.93)	0.12	1853.60 (1288.96, 2595.61)	1148.38 (753.03, 1646.89)	-1.80 (-2.00, -1.60)

Costa Rica	female	4872.08 (3298.03, 6903.15)	4150.94 (2596.29, 6261.77)	-0.15	309.09 (211.96, 436.76)	174.87 (108.34, 263.40)	-2.03 (-2.15, -1.92)
Côte d'Ivoire	female	139772.58 (85219.17, 222699.80)	125105.48 (82486.48, 178845.36)	-0.10	1604.47 (1057.63, 2395.96)	873.25 (587.78, 1231.24)	-2.29 (-2.56, -2.03)
Croatia	female	4732.31 (2869.27, 7566.16)	2839.28 (1745.11, 4308.87)	-0.40	196.93 (119.47, 305.66)	139.20 (84.52, 211.48)	-1.23 (-1.40, -1.06)
Cuba	female	24055.74 (15422.19, 35711.90)	18495.85 (11610.46, 27807.39)	-0.23	457.93 (294.81, 678.67)	328.30 (208.43, 495.80)	-1.42 (-1.51, -1.33)
Cyprus	female	701.99 (464.69, 1012.03)	887.02 (571.01, 1280.00)	0.26	184.60 (121.88, 267.91)	117.17 (75.77, 172.54)	-1.68 (-1.86, -1.50)
Czechia	female	11021.43 (6875.79, 16964.88)	8104.83 (5239.22, 11892.23)	-0.26	224.41 (138.17, 345.75)	148.74 (89.97, 222.46)	-1.04 (-1.36, -0.72)
Democratic Republic of the Congo	female	732141.40 (495382.93, 1041876.83)	590095.42 (393827.02, 841290.02)	-0.19	2616.10 (1919.46, 3455.82)	1270.21 (853.90, 1787.93)	-2.51 (-2.86, -2.16)
Denmark	female	4668.93 (3338.38, 6465.69)	3813.96 (2683.41, 5287.48)	-0.18	166.63 (112.37, 241.52)	112.98 (74.78, 163.63)	-1.35 (-1.50, -1.19)
Djibouti	female	15784.52 (8254.88, 27127.62)	10634.37 (6737.99, 16575.06)	-0.33	4886.59 (2748.73, 8084.14)	1809.02 (1188.21, 2801.28)	-3.58 (-3.88, -3.27)
Dominica	female	238.75 (176.33, 333.69)	176.56 (122.97, 250.53)	-0.26	643.35 (469.44, 908.30)	533.79 (369.38, 752.24)	-0.64 (-0.87, -0.42)
Dominican Republic	female	63974.33 (46621.55, 83648.20)	26134.53 (18620.28, 36041.24)	-0.59	1453.35 (1095.79, 1838.64)	491.55 (353.52, 675.72)	-3.26 (-3.82, -2.70)
Ecuador	female	53870.35 (44056.59, 65748.25)	21241.21 (16510.35, 27782.44)	-0.61	1011.20 (837.69, 1229.77)	258.21 (201.50, 331.98)	-5.11 (-5.33, -4.90)
Egypt	female	208931.11 (150627.34, 287007.73)	158383.48 (102016.61, 238583.33)	-0.24	730.37 (531.47, 997.47)	349.76 (232.31, 514.58)	-2.36 (-2.44, -2.29)

El Salvador	female	20972.19 (16472.28, 26217.38)	8996.11 (6553.45, 12097.66)	-0.57	696.02 (555.63, 867.81)	280.00 (201.25, 378.54)	-2.87 (-3.01, -2.72)
Equatorial Guinea	female	9830.31 (6128.28, 16359.16)	4319.07 (2632.20, 6573.03)	-0.56	3171.62 (2130.20, 4874.20)	661.93 (420.59, 975.20)	-6.16 (-6.64, -5.67)
Eritrea	female	173998.45 (71003.16, 289851.62)	57548.65 (41210.02, 81552.95)	-0.67	8311.64 (3401.46, 13429.14)	1712.53 (1271.20, 2330.67)	-4.67 (-5.09, -4.25)
Estonia	female	2536.44 (1719.34, 3637.50)	1081.44 (694.28, 1640.82)	-0.57	293.72 (198.87, 424.64)	143.34 (89.82, 217.26)	-2.94 (-3.08, -2.79)
Ethiopia	female	1706422.53 (1119608.17, 2596772.76)	684657.82 (491704.15, 914893.65)	-0.60	4753.56 (3055.30, 7176.28)	1154.76 (843.22, 1509.86)	-5.32 (-5.56, -5.08)
Micronesia (Federated States of)	female	613.44 (438.23, 824.76)	350.08 (240.97, 491.55)	-0.43	1173.28 (867.01, 1546.21)	780.31 (547.10, 1074.53)	-1.45 (-1.50, -1.41)
Fiji	female	2970.98 (2122.70, 4031.08)	3221.47 (2210.21, 4646.48)	0.08	850.14 (616.28, 1132.03)	741.50 (513.98, 1057.37)	-0.51 (-0.69, -0.32)
Finland	female	4477.93 (2920.90, 6611.81)	3060.61 (1975.58, 4343.36)	-0.32	168.46 (107.18, 252.20)	109.10 (68.12, 158.53)	-1.58 (-1.76, -1.40)
France	female	68158.95 (51085.74, 87941.64)	74144.48 (55544.67, 95017.62)	0.09	186.55 (131.93, 252.75)	140.21 (96.66, 187.32)	-0.91 (-1.01, -0.81)
Gabon	female	8719.93 (5901.50, 12457.32)	8362.73 (5488.48, 12129.41)	-0.04	1555.58 (1067.45, 2181.89)	974.02 (648.95, 1399.13)	-1.42 (-1.65, -1.19)
Georgia	female	14981.17 (9783.47, 22371.92)	8811.79 (5659.17, 12841.01)	-0.41	524.75 (337.63, 793.69)	444.26 (278.80, 648.34)	-0.45 (-0.53, -0.38)
Germany	female	68498.16 (43678.27, 98926.23)	64751.73 (44262.36, 89991.76)	-0.05	160.37 (101.26, 241.57)	126.09 (82.49, 177.96)	-0.53 (-0.84, -0.23)
Ghana	female	224291.51 (144049.35, 349622.32)	166842.18 (113821.48, 229982.04)	-0.26	2274.49 (1577.40, 3326.28)	1019.86 (707.99, 1402.65)	-2.71 (-2.88, -2.54)

Greece	female	6599.37 (4042.25, 10127.00)	4834.89 (2954.88, 7283.96)	-0.27	120.01 (70.93, 188.98)	84.18 (50.30, 131.36)	-1.41 (-1.60, -1.22)
Greenland	female	85.21 (53.76, 129.46)	64.12 (41.58, 94.11)	-0.25	349.69 (225.40, 516.42)	236.76 (154.07, 348.26)	-1.29 (-1.34, -1.23)
Grenada	female	339.22 (246.53, 455.01)	235.45 (161.50, 336.95)	-0.31	741.34 (537.22, 989.79)	494.33 (335.71, 717.32)	-1.19 (-1.36, -1.01)
Guam	female	333.42 (217.94, 487.87)	422.38 (284.16, 597.92)	0.27	544.52 (358.46, 786.33)	499.65 (331.33, 708.40)	-0.09 (-0.23, 0.04)
Guatemala	female	148627.55 (130256.19, 167858.61)	57188.87 (43964.68, 74088.12)	-0.62	4273.95 (3782.10, 4754.37)	701.11 (550.67, 880.85)	-6.47 (-6.72, -6.23)
Guinea	female	197272.81 (113848.83, 321301.85)	121746.42 (79231.17, 194306.21)	-0.38	3725.74 (2298.89, 5816.77)	1428.20 (960.15, 2190.52)	-3.26 (-3.39, -3.13)
Guinea-Bissau	female	24327.52 (13937.83, 41311.80)	12119.87 (8369.46, 17028.36)	-0.50	3187.12 (1971.42, 5112.41)	1136.28 (802.02, 1567.62)	-3.56 (-3.74, -3.38)
Guyana	female	7823.72 (6252.21, 9680.80)	3506.53 (2550.82, 4795.65)	-0.55	1975.93 (1571.13, 2457.29)	938.10 (691.38, 1275.41)	-2.25 (-2.38, -2.11)
Haiti	female	132532.47 (81151.73, 209192.51)	87947.80 (62129.79, 121806.59)	-0.34	3005.19 (1952.59, 4537.98)	1332.35 (951.93, 1838.15)	-2.63 (-2.94, -2.32)
Honduras	female	25090.57 (18669.09, 33499.08)	18488.10 (12627.64, 25648.85)	-0.26	867.47 (662.33, 1124.65)	398.25 (278.27, 547.95)	-2.72 (-2.88, -2.55)
Hungary	female	11872.10 (7206.79, 18211.17)	7407.04 (4534.66, 11506.04)	-0.38	249.36 (153.19, 382.15)	168.78 (99.87, 268.16)	-1.17 (-1.45, -0.90)
Iceland	female	144.75 (92.98, 209.30)	189.36 (123.30, 270.43)	0.31	112.54 (71.30, 163.96)	96.87 (62.14, 141.24)	-0.54 (-0.75, -0.34)
India	female	17620958.16 (9867909.97, 26717033.15)	10209716.56 (7222881.98, 14167066.27)	-0.42	3768.58 (2156.53, 5573.91)	1568.79 (1114.40, 2165.64)	-3.01 (-3.16, -2.86)

Indonesia	female	1452049.79 (1059339.89, 1927687.53)	955968.49 (722159.63, 1260772.78)	-0.34	1648.85 (1224.12, 2152.10)	831.79 (648.27, 1074.13)	-2.26 (-2.45, -2.07)
Iran (Islamic Republic of)	female	159476.28 (115563.17, 215441.83)	66278.74 (43619.90, 96760.85)	-0.58	480.66 (349.37, 642.21)	171.06 (112.82, 245.22)	-3.40 (-3.64, -3.16)
Iraq	female	62975.68 (42951.67, 88639.39)	66247.14 (43081.75, 96890.69)	0.05	609.40 (431.58, 847.05)	326.81 (215.07, 474.82)	-2.43 (-2.58, -2.27)
Ireland	female	2629.19 (1715.44, 3811.10)	2559.80 (1654.10, 3734.17)	-0.03	146.20 (93.81, 214.34)	96.97 (62.11, 144.93)	-1.69 (-1.82, -1.55)
Israel	female	4509.99 (2811.97, 6705.04)	6441.23 (4168.71, 9381.30)	0.43	181.76 (113.28, 274.36)	132.07 (84.31, 193.68)	-1.14 (-1.23, -1.06)
Italy	female	61955.49 (37821.28, 95059.13)	55307.43 (37864.96, 79661.69)	-0.11	204.04 (123.43, 311.27)	152.80 (98.29, 229.93)	-1.26 (-1.43, -1.10)
Jamaica	female	10479.39 (8044.08, 13450.48)	6778.33 (4511.52, 9792.55)	-0.35	857.32 (653.46, 1103.51)	493.17 (325.10, 714.55)	-1.80 (-2.16, -1.43)
Japan	female	227085.67 (147394.19, 333108.37)	154989.12 (101624.90, 226394.87)	-0.32	344.03 (221.91, 517.48)	224.70 (140.41, 335.42)	-1.61 (-1.71, -1.50)
Jordan	female	10058.66 (6443.93, 14730.29)	18588.36 (11891.20, 27338.83)	0.85	562.71 (371.73, 820.65)	346.95 (225.82, 503.21)	-1.93 (-2.05, -1.80)
Kazakhstan	female	68575.62 (46007.00, 98184.65)	54127.80 (34401.46, 78000.68)	-0.21	822.42 (552.64, 1174.57)	558.33 (356.62, 809.99)	-1.73 (-1.96, -1.49)
Kenya	female	316731.94 (216913.75, 474875.01)	238551.82 (189791.06, 293216.23)	-0.25	1978.75 (1401.54, 2777.84)	994.43 (796.44, 1223.27)	-2.10 (-2.32, -1.87)
Kiribati	female	1416.49 (1007.99, 1926.48)	935.13 (669.71, 1258.12)	-0.34	3249.01 (2445.18, 4168.63)	1686.48 (1268.81, 2162.08)	-2.35 (-2.44, -2.27)
Kuwait	female	3289.81 (2155.85, 4735.39)	6597.53 (4048.19, 9822.72)	1.01	426.29 (279.64, 612.77)	300.49 (187.14, 449.72)	-1.33 (-1.45, -1.21)

Kyrgyzstan	female	17015.45 (11295.37, 24435.39)	19020.57 (12095.36, 28884.46)	0.12	753.12 (507.31, 1086.61)	571.93 (364.33, 868.73)	-1.27 (-1.44, -1.10)
Lao People's Democratic Republic	female	62726.25 (29769.06, 120087.28)	23613.88 (16338.54, 32990.40)	-0.62	2356.01 (1250.10, 4187.06)	708.37 (495.96, 984.37)	-3.96 (-4.13, -3.80)
Latvia	female	4295.86 (2819.02, 6286.28)	2085.58 (1336.22, 3125.34)	-0.51	288.86 (189.52, 424.44)	181.60 (114.33, 269.14)	-1.92 (-2.07, -1.77)
Lebanon	female	6933.21 (4541.55, 10084.01)	4288.89 (2769.23, 6426.70)	-0.38	411.45 (268.34, 595.57)	163.69 (105.19, 243.67)	-3.39 (-3.60, -3.18)
Lesotho	female	21020.50 (13745.34, 36318.09)	10650.44 (7460.57, 15101.50)	-0.49	1893.42 (1290.17, 3235.58)	1033.81 (733.54, 1449.41)	-1.34 (-1.81, -0.86)
Liberia	female	52776.76 (31747.68, 82302.50)	19136.03 (12535.94, 28281.57)	-0.64	3626.13 (2352.53, 5456.60)	819.80 (560.88, 1182.03)	-5.33 (-5.61, -5.05)
Libya	female	9917.40 (6497.81, 14798.38)	11076.23 (7045.23, 16778.54)	0.12	448.52 (299.58, 649.19)	352.02 (225.02, 533.18)	-1.03 (-1.21, -0.85)
Lithuania	female	5085.52 (3366.38, 7550.17)	3128.10 (1941.28, 4886.30)	-0.38	255.46 (165.39, 380.50)	187.58 (116.56, 287.75)	-1.09 (-1.22, -0.95)
Luxembourg	female	348.94 (234.53, 502.46)	428.12 (295.90, 597.06)	0.23	165.06 (106.12, 246.77)	116.71 (78.57, 169.80)	-1.15 (-1.34, -0.96)
North Macedonia	female	3186.06 (2039.48, 4732.40)	2111.96 (1307.04, 3103.36)	-0.34	326.73 (209.28, 484.46)	223.23 (137.53, 329.63)	-1.20 (-1.35, -1.05)
Madagascar	female	529767.74 (418630.05, 645352.23)	274090.32 (190264.17, 392197.76)	-0.48	6017.60 (4907.33, 7188.43)	1936.98 (1389.50, 2704.27)	-3.68 (-3.85, -3.51)
Malawi	female	270248.36 (181234.25, 399233.58)	143452.59 (102753.06, 193353.68)	-0.47	3810.60 (2722.25, 5390.70)	1432.15 (1061.49, 1880.46)	-3.79 (-4.09, -3.49)
Malaysia	female	72620.54 (48370.06, 104445.69)	64683.41 (42818.28, 94260.89)	-0.11	838.34 (566.54, 1208.86)	441.05 (290.42, 638.28)	-2.28 (-2.39, -2.17)

Maldives	female	2898.45 (1423.45, 5192.60)	1006.19 (670.74, 1426.58)	-0.65	2426.50 (1145.12, 4173.44)	506.03 (344.78, 706.57)	-5.38 (-5.85, -4.92)
Mali	female	389934.82 (228664.40, 615981.77)	893145.82 (605180.90, 1258940.60)	1.29	5292.16 (3355.73, 8052.46)	5442.08 (3878.11, 7424.50)	-0.46 (-1.05, 0.13)
Malta	female	316.86 (196.71, 466.30)	273.48 (178.80, 396.34)	-0.14	166.17 (102.00, 245.80)	116.42 (71.82, 175.85)	-1.28 (-1.39, -1.16)
Marshall Islands	female	253.77 (183.70, 339.58)	202.68 (139.75, 288.08)	-0.20	1095.51 (816.74, 1436.95)	816.42 (576.59, 1124.44)	-1.11 (-1.29, -0.93)
Mauritania	female	42117.69 (20766.22, 73794.01)	21930.60 (12617.67, 40703.21)	-0.48	3077.45 (1607.88, 5177.97)	1057.97 (612.16, 2358.55)	-3.74 (-4.07, -3.42)
Mauritius	female	3394.77 (2268.87, 4924.02)	2216.12 (1498.49, 3208.99)	-0.35	650.02 (441.72, 938.30)	404.96 (271.40, 587.37)	-1.35 (-1.49, -1.21)
Mexico	female	447784.12 (382392.69, 520228.79)	218933.34 (173967.08, 280844.20)	-0.51	1066.27 (934.22, 1215.75)	361.36 (290.10, 460.72)	-3.86 (-4.16, -3.57)
Republic of Moldova	female	11401.81 (7540.44, 16949.86)	6772.36 (4302.89, 9989.94)	-0.41	486.60 (321.15, 720.10)	325.54 (206.83, 481.43)	-1.57 (-1.72, -1.42)
Mongolia	female	7372.75 (4705.44, 10821.89)	6542.02 (4206.49, 9860.75)	-0.11	684.45 (439.33, 984.45)	382.12 (246.11, 566.61)	-2.74 (-3.09, -2.40)
Montenegro	female	749.49 (463.51, 1141.71)	640.32 (397.00, 958.19)	-0.15	244.06 (149.62, 370.02)	215.47 (133.63, 328.85)	-0.63 (-0.74, -0.52)
Morocco	female	103711.37 (72359.12, 142173.09)	78710.79 (50578.78, 113184.06)	-0.24	785.64 (556.03, 1089.97)	452.64 (293.13, 654.38)	-1.84 (-1.88, -1.81)
Mozambique	female	437045.36 (252245.02, 770951.82)	224899.38 (158121.56, 315664.73)	-0.49	4446.43 (2705.50, 7502.20)	1271.47 (928.21, 1711.25)	-4.48 (-4.72, -4.25)
Myanmar	female	277957.89 (189865.92, 405180.49)	216461.55 (141974.00, 317255.15)	-0.22	1309.92 (915.00, 1867.31)	780.61 (515.70, 1142.91)	-1.90 (-1.97, -1.82)

Namibia	female	14980.52 (9334.64, 21842.19)	9862.18 (6675.35, 13981.16)	-0.34	1665.11 (1098.53, 2331.65)	742.64 (517.24, 1033.01)	-2.26 (-2.53, -1.98)
Nepal	female	461177.55 (261656.27, 776754.74)	150191.96 (106266.40, 207574.24)	-0.67	3615.46 (2175.51, 5723.27)	1027.08 (737.51, 1415.93)	-4.13 (-4.45, -3.82)
Netherlands	female	11329.24 (7501.60, 16384.72)	11720.86 (7804.75, 16255.34)	0.03	142.11 (90.43, 210.51)	113.41 (72.24, 163.44)	-1.03 (-1.16, -0.91)
New Zealand	female	2529.74 (1640.56, 3722.13)	2464.47 (1559.17, 3759.90)	-0.03	150.91 (96.87, 225.84)	105.90 (65.65, 164.98)	-1.28 (-1.45, -1.12)
Nicaragua	female	26661.44 (18765.46, 38073.25)	7561.56 (5626.25, 10202.23)	-0.72	959.74 (696.64, 1307.31)	243.49 (182.56, 325.68)	-5.18 (-5.45, -4.91)
Niger	female	286489.22 (157764.11, 504464.10)	253527.92 (164960.60, 373392.83)	-0.12	3964.84 (2344.02, 6698.05)	1395.79 (946.76, 2000.59)	-4.02 (-4.28, -3.77)
Nigeria	female	855579.33 (623520.88, 1210423.29)	1286684.33 (898847.93, 1754020.59)	0.50	1239.44 (918.46, 1716.82)	919.66 (638.29, 1258.17)	-1.22 (-1.37, -1.07)
Democratic People's Republic of Korea	female	122443.08 (68658.69, 207764.74)	62263.36 (40168.99, 90537.31)	-0.49	946.98 (556.24, 1503.95)	478.14 (305.25, 701.65)	-8.34 (-13.13, -3.29)
Northern Mariana Islands	female	121.28 (79.45, 172.29)	97.60 (66.53, 136.76)	-0.20	641.28 (446.74, 865.55)	501.02 (350.71, 689.44)	-0.56 (-0.78, -0.34)
Norway	female	2926.66 (1912.67, 4105.83)	4161.11 (2871.80, 5692.42)	0.42	135.86 (87.07, 193.12)	132.54 (86.82, 188.51)	0.08 (-0.18, 0.33)
Oman	female	8911.61 (6338.28, 12346.40)	6068.80 (3876.34, 9116.45)	-0.32	990.67 (721.07, 1324.57)	422.48 (281.87, 617.67)	-2.63 (-2.90, -2.35)
Pakistan	female	1334640.78 (932526.95, 1887251.04)	1763533.49 (1298245.00, 2367686.75)	0.32	2111.20 (1518.49, 2804.15)	1588.86 (1187.98, 2122.89)	-0.98 (-1.05, -0.90)
Palestine	female	5500.98 (3700.02, 7954.34)	6691.40 (4202.83, 10038.20)	0.22	501.74 (344.02, 724.01)	281.73 (181.55, 414.02)	-1.92 (-2.02, -1.82)

Panama	female	9584.28 (7314.70, 12542.82)	9550.21 (7048.49, 13028.71)	0.00	787.56 (599.12, 1042.33)	469.67 (347.65, 638.01)	-2.20 (-2.61, -1.80)
Papua New Guinea	female	22712.20 (16198.67, 31234.92)	41025.69 (28021.53, 58752.39)	0.81	1140.63 (821.18, 1547.53)	877.03 (606.78, 1237.79)	-0.79 (-0.86, -0.72)
Paraguay	female	15321.98 (10872.61, 21147.64)	17654.28 (12433.64, 24328.70)	0.15	699.15 (500.00, 963.12)	535.62 (379.12, 727.53)	-0.49 (-0.78, -0.20)
Peru	female	194670.20 (148198.30, 250565.23)	58296.27 (42002.57, 78821.86)	-0.70	1571.82 (1211.59, 1996.20)	348.98 (250.26, 471.86)	-5.85 (-6.09, -5.61)
Philippines	female	329400.70 (248169.84, 434171.69)	233464.84 (169673.49, 322884.30)	-0.29	1014.70 (764.74, 1309.87)	451.92 (333.46, 610.78)	-2.81 (-2.91, -2.70)
Poland	female	64141.27 (39831.68, 96927.20)	39948.90 (24526.33, 60288.16)	-0.38	339.88 (209.14, 518.65)	217.85 (130.87, 335.42)	-1.61 (-1.77, -1.45)
Portugal	female	12034.89 (8062.94, 17306.11)	8453.52 (5718.39, 11980.88)	-0.30	229.83 (152.40, 334.47)	128.39 (82.58, 193.32)	-2.02 (-2.22, -1.81)
Puerto Rico	female	6654.78 (4347.76, 10108.58)	5072.86 (3437.67, 7343.45)	-0.24	363.78 (236.10, 549.05)	268.99 (172.88, 404.54)	-1.30 (-1.44, -1.16)
Qatar	female	626.14 (398.08, 934.05)	1527.74 (895.23, 2336.28)	1.44	445.38 (290.80, 654.77)	212.00 (130.32, 316.90)	-2.96 (-3.15, -2.77)
Romania	female	39742.81 (24898.68, 57942.82)	20372.09 (13003.64, 29860.37)	-0.49	350.05 (220.77, 512.01)	227.99 (143.64, 340.21)	-1.65 (-1.73, -1.57)
Russian Federation	female	225266.45 (145732.47, 332207.14)	172215.51 (111642.97, 254848.28)	-0.24	263.91 (171.02, 385.13)	186.89 (121.08, 275.66)	-1.81 (-2.09, -1.53)
Rwanda	female	152529.84 (95173.59, 234381.04)	65370.04 (45270.78, 91473.44)	-0.57	2911.31 (1971.88, 4217.31)	983.60 (705.90, 1339.03)	-4.67 (-5.15, -4.20)
Saint Lucia	female	600.09 (442.92, 807.67)	482.19 (322.65, 685.20)	-0.20	854.75 (630.58, 1147.91)	559.89 (376.78, 805.94)	-1.46 (-1.61, -1.30)

Saint Vincent and the Grenadines	female	586.24 (459.07, 749.61)	361.97 (257.18, 501.31)	-0.38	1057.10 (832.69, 1347.78)	669.55 (476.43, 922.91)	-1.55 (-1.75, -1.36)
Samoa	female	529.49 (357.56, 745.88)	493.96 (328.32, 704.85)	-0.07	709.31 (503.43, 972.40)	522.13 (360.48, 726.08)	-0.84 (-0.98, -0.71)
Sao Tome and Principe	female	1692.71 (1101.35, 2479.17)	719.61 (493.19, 1016.63)	-0.57	1927.49 (1312.68, 2717.12)	703.89 (499.19, 980.94)	-3.47 (-4.09, -2.85)
Saudi Arabia	female	23210.97 (16148.55, 32635.67)	17602.00 (10981.16, 26070.00)	-0.24	311.47 (223.75, 421.23)	137.87 (88.64, 202.20)	-2.56 (-2.70, -2.42)
Senegal	female	110600.35 (74012.44, 163652.45)	87922.68 (60268.32, 128240.22)	-0.21	1939.05 (1362.09, 2731.83)	1052.14 (724.78, 1518.50)	-2.18 (-2.30, -2.06)
Serbia	female	15717.05 (9799.48, 23598.54)	8932.30 (5450.90, 13580.72)	-0.43	335.89 (210.86, 504.41)	218.53 (133.68, 334.63)	-1.65 (-1.76, -1.54)
Seychelles	female	225.38 (150.27, 328.32)	179.47 (119.60, 260.74)	-0.20	633.35 (424.76, 912.32)	365.11 (242.85, 535.76)	-1.98 (-2.06, -1.90)
Sierra Leone	female	104765.16 (61423.88, 167857.93)	78832.05 (47866.25, 127421.09)	-0.25	3551.18 (2225.93, 5551.91)	1487.71 (937.91, 2325.22)	-3.16 (-3.32, -3.00)
Singapore	female	5574.65 (3544.11, 8282.72)	5004.23 (3020.77, 7731.86)	-0.10	371.52 (238.49, 551.26)	176.86 (104.88, 273.25)	-2.79 (-2.93, -2.65)
Slovakia	female	6659.60 (4159.53, 10141.50)	4744.99 (2973.70, 7233.75)	-0.29	257.25 (162.05, 391.26)	179.59 (111.92, 271.91)	-1.18 (-1.29, -1.07)
Slovenia	female	2068.90 (1274.41, 3132.36)	1346.50 (824.03, 2110.71)	-0.35	215.50 (131.63, 328.99)	139.62 (85.99, 223.92)	-1.72 (-1.86, -1.59)
Solomon Islands	female	2456.13 (1685.42, 3516.80)	2769.62 (1972.05, 3795.37)	0.13	1355.01 (990.74, 1818.43)	921.37 (681.12, 1225.45)	-1.25 (-1.33, -1.16)
Somalia	female	329717.47 (178238.68, 631526.17)	384655.77 (248915.08, 625849.66)	0.17	6745.49 (3965.47, 12153.78)	3094.17 (2146.70, 4779.90)	-2.21 (-2.89, -1.53)

South Africa	female	280419.84 (218989.67, 357147.17)	168580.85 (128818.07, 217311.87)	-0.40	1361.91 (1074.51, 1720.22)	629.02 (480.55, 801.91)	-2.33 (-2.57, -2.09)
Republic of Korea	female	154447.43 (102764.51, 223010.91)	57115.02 (36918.64, 86551.28)	-0.63	710.61 (477.90, 1014.71)	234.29 (147.30, 358.61)	-4.03 (-4.42, -3.64)
South Sudan	female	328236.56 (140481.67, 557701.52)	121643.82 (77298.46, 202346.14)	-0.63	7674.92 (3476.14, 12690.16)	2072.82 (1383.53, 3327.92)	-4.65 (-4.83, -4.47)
Spain	female	38862.68 (25149.82, 58956.14)	33617.61 (22824.75, 48390.03)	-0.13	192.35 (124.15, 293.49)	122.67 (78.54, 185.46)	-1.66 (-1.87, -1.45)
Sri Lanka	female	85628.76 (59113.29, 119794.53)	49122.62 (30921.57, 71836.79)	-0.43	1029.31 (714.94, 1430.92)	435.53 (274.75, 632.00)	-3.16 (-3.28, -3.05)
Sudan	female	253724.67 (118741.51, 549082.42)	144785.99 (95430.20, 209072.27)	-0.43	1762.79 (917.81, 3430.86)	670.29 (450.09, 949.82)	-3.38 (-3.43, -3.33)
Suriname	female	1822.79 (1339.60, 2414.52)	1684.75 (1141.30, 2376.30)	-0.08	935.24 (691.29, 1236.91)	588.79 (399.93, 822.80)	-1.64 (-1.71, -1.57)
Eswatini	female	8017.65 (4953.34, 12408.07)	4632.02 (2927.31, 7299.77)	-0.42	1393.72 (929.54, 2031.42)	767.99 (500.14, 1174.81)	-1.48 (-1.77, -1.20)
Sweden	female	6268.50 (4181.80, 9010.26)	7276.48 (4942.34, 10100.76)	0.16	136.91 (88.05, 203.79)	125.19 (81.18, 180.06)	-0.46 (-0.58, -0.33)
Switzerland	female	5180.90 (3638.51, 7119.38)	5531.85 (3735.17, 7639.06)	0.07	136.50 (91.61, 192.30)	105.28 (68.26, 149.67)	-0.72 (-0.96, -0.48)
Syrian Arab Republic	female	55802.81 (38968.56, 77487.15)	29139.71 (19324.29, 42858.36)	-0.48	743.72 (521.96, 1033.88)	404.57 (272.85, 579.91)	-2.21 (-2.54, -1.87)
Taiwan (Province of China)	female	37833.18 (25279.61, 54168.82)	24079.26 (15356.75, 35546.56)	-0.36	407.36 (279.85, 569.20)	194.40 (123.49, 291.13)	-2.58 (-2.88, -2.27)
Tajikistan	female	18674.33 (12491.79, 27105.95)	23277.08 (15197.52, 34390.30)	0.25	629.62 (433.21, 902.36)	498.82 (327.14, 719.46)	-1.41 (-1.91, -0.92)

United Republic of Tanzania	female	626082.65 (440486.57, 900232.14)	455425.89 (314671.36, 623300.34)	-0.27	3178.51 (2375.64, 4355.18)	1345.19 (967.09, 1796.80)	-3.14 (-3.37, -2.91)
Thailand	female	119808.29 (84180.15, 164637.85)	75139.64 (51214.03, 111318.18)	-0.37	481.57 (345.00, 658.69)	208.32 (137.01, 307.47)	-3.05 (-3.27, -2.83)
Bahamas	female	848.70 (594.56, 1203.34)	1020.39 (682.85, 1481.87)	0.20	674.45 (479.29, 953.46)	530.80 (358.43, 773.33)	-0.92 (-1.03, -0.80)
Gambia	female	17042.69 (12025.48, 23528.44)	17408.76 (11933.23, 24174.14)	0.02	2302.09 (1680.48, 3084.85)	1382.91 (962.49, 1907.32)	-2.17 (-2.33, -2.00)
Timor-Leste	female	17780.88 (4419.73, 37853.72)	4821.86 (3298.30, 6768.02)	-0.73	3307.91 (938.05, 6534.55)	726.85 (509.98, 1007.98)	-5.69 (-6.10, -5.28)
Togo	female	50581.25 (32258.47, 79437.24)	41317.38 (27620.37, 58910.11)	-0.18	1883.01 (1278.74, 2791.55)	938.10 (640.65, 1330.99)	-2.71 (-3.02, -2.40)
Tonga	female	371.31 (271.26, 506.75)	314.45 (221.17, 437.93)	-0.15	826.54 (607.42, 1116.81)	636.97 (450.58, 892.93)	-0.83 (-0.88, -0.77)
Trinidad and Tobago	female	4158.54 (2808.71, 5813.01)	3398.46 (2209.05, 4917.61)	-0.18	712.84 (490.03, 987.58)	498.28 (321.32, 728.30)	-1.59 (-1.73, -1.44)
Tunisia	female	15718.38 (10645.08, 22131.74)	10364.85 (6538.39, 15374.95)	-0.34	356.17 (242.53, 496.50)	186.24 (115.77, 274.33)	-2.26 (-2.39, -2.12)
Turkey	female	228171.25 (157255.84, 325361.91)	125519.27 (80640.46, 186399.01)	-0.45	744.75 (511.91, 1058.45)	322.13 (205.23, 488.13)	-3.19 (-3.39, -2.99)
Turkmenistan	female	12732.39 (8785.04, 18092.04)	10855.25 (6971.95, 15767.67)	-0.15	648.40 (443.96, 919.36)	430.22 (276.25, 628.49)	-1.58 (-1.70, -1.46)
Uganda	female	306630.93 (173053.30, 527345.79)	216977.34 (148049.59, 317022.72)	-0.29	2157.10 (1360.45, 3394.20)	895.28 (653.43, 1223.46)	-2.84 (-3.04, -2.64)
Ukraine	female	51150.39 (35936.30, 71769.75)	32692.20 (21786.57, 47363.97)	-0.36	186.26 (131.13, 259.84)	137.71 (93.95, 196.59)	-1.84 (-2.17, -1.51)

United Arab Emirates	female	3601.74 (2367.01, 5419.59)	10135.94 (5882.96, 15394.82)	1.81	516.57 (350.70, 760.77)	373.98 (229.79, 556.99)	-0.99 (-1.15, -0.82)
United Kingdom	female	68996.41 (45913.96, 96138.72)	63850.88 (42377.51, 90364.63)	-0.07	243.64 (158.14, 341.86)	197.05 (127.11, 281.54)	-1.03 (-1.17, -0.90)
United States of America	female	180749.65 (122119.49, 253163.14)	246658.42 (175333.13, 345189.65)	0.36	132.09 (86.68, 188.54)	131.36 (89.02, 190.37)	0.07 (-0.27, 0.42)
Uruguay	female	5604.45 (3911.89, 8101.73)	3851.39 (2755.58, 5360.20)	-0.31	371.03 (258.46, 535.57)	210.30 (141.19, 311.02)	-1.89 (-2.01, -1.78)
Uzbekistan	female	129762.61 (88102.15, 184944.81)	151110.03 (97094.03, 221552.68)	0.16	1171.67 (789.93, 1663.16)	870.81 (564.96, 1275.91)	-1.20 (-1.33, -1.08)
Vanuatu	female	778.06 (540.49, 1098.87)	1403.11 (965.38, 1906.19)	0.80	1111.89 (806.26, 1507.99)	1062.49 (740.98, 1430.23)	-0.28 (-0.41, -0.16)
Venezuela (Bolivarian Republic of)	female	50160.47 (40303.00, 62859.46)	31735.66 (22798.01, 44700.83)	-0.37	488.05 (388.85, 622.86)	236.63 (171.83, 330.79)	-3.36 (-3.86, -2.86)
Viet nam	female	235380.96 (157273.00, 340861.54)	133186.03 (86317.55, 191922.86)	-0.43	671.73 (454.50, 961.12)	286.72 (184.70, 417.85)	-3.28 (-3.42, -3.13)
Virginia	female	4682.11 (2993.75, 7145.15)	6587.02 (4367.84, 9759.91)	0.41	137.10 (84.63, 209.43)	131.47 (81.27, 206.39)	-0.20 (-0.47, 0.08)
Yemen	female	261362.60 (84958.77, 725032.13)	247970.82 (165807.50, 357258.85)	-0.05	2432.81 (974.18, 5912.36)	1467.73 (977.04, 2096.83)	-1.77 (-2.05, -1.50)
Zambia	female	213280.36 (135009.32, 324948.03)	146989.85 (106293.05, 198567.27)	-0.31	3588.16 (2480.14, 5065.14)	1506.48 (1122.24, 1969.82)	-2.92 (-3.00, -2.85)
Zimbabwe	female	91901.30 (59667.09, 129990.76)	126018.12 (87534.27, 171911.26)	0.37	1451.46 (1030.51, 1941.58)	1525.44 (1111.99, 2015.06)	1.86 (1.14, 2.58)
Monaco	female	21.22 (13.81, 30.73)	22.42 (14.96, 32.47)	0.06	116.50 (74.09, 178.70)	96.87 (61.17, 145.96)	-0.69 (-0.80, -0.59)

San Marino	female	16.19 (10.64, 23.69)	20.80 (13.66, 29.55)	0.28	131.69 (84.03, 193.62)	103.94 (66.10, 157.03)	-0.89 (-1.03, -0.75)
Saint Kitts and Nevis	female	243.54 (199.29, 298.43)	151.45 (107.38, 209.48)	-0.38	1161.65 (946.43, 1411.83)	535.77 (382.12, 733.33)	-2.49 (-2.75, -2.24)
Cook Islands	female	49.24 (33.20, 72.76)	36.33 (23.24, 54.47)	-0.26	555.06 (376.12, 821.78)	382.98 (243.51, 589.77)	-1.23 (-1.29, -1.17)
Nauru	female	57.77 (38.42, 84.00)	37.32 (25.10, 53.39)	-0.35	1039.72 (740.59, 1404.44)	758.90 (528.60, 1051.32)	-1.08 (-1.65, -0.51)
Niue	female	9.41 (6.93, 13.11)	4.42 (3.08, 6.20)	-0.53	766.79 (558.11, 1078.47)	509.54 (358.47, 722.71)	-1.60 (-1.67, -1.52)
Palau	female	44.95 (30.14, 64.90)	36.66 (23.97, 53.01)	-0.18	629.60 (431.03, 890.01)	450.86 (297.45, 661.57)	-1.08 (-1.16, -1.00)
Tokelau	female	11.19 (7.84, 15.30)	4.37 (3.06, 6.03)	-0.61	1122.89 (810.59, 1488.15)	623.15 (440.02, 854.31)	-2.17 (-2.26, -2.08)
Tuvalu	female	89.05 (63.58, 124.12)	42.53 (29.15, 58.84)	-0.52	1677.62 (1243.64, 2264.72)	786.89 (543.00, 1078.17)	-2.49 (-2.67, -2.32)

---

**Supplementary Table SV.** Age distribution of incidence rate for nutritional deficiencies in different countries in 2019

<b>2019incidence rate</b>	<b>15 to 19</b>	<b>20 to 24</b>	<b>25 to 29</b>	<b>30 to 34</b>	<b>35 to 39</b>	<b>40 to 44</b>	<b>45 to 49</b>	<b>50 to 54</b>	<b>55 to 59</b>	<b>60 to 64</b>	<b>65 to 69</b>	<b>70 to 74</b>	<b>75 to 79</b>	<b>80 to 84</b>	<b>85 to 89</b>	<b>90 to 94</b>	<b>95 plus</b>	<b>All Ages</b>
Afghanistan	564.205169	506.8159817	512.6757713	518.6295918	523.459534	522.5473558	509.9871911	497.2270083	475.8401146	463.8777925	457.5192616	454.182872	452.4623634	453.0540171	453.725896	454.3521625	448.3459417	1215.460377
Albania	1269.872131	1229.413984	1190.927062	1152.015767	1132.774594	1105.717344	1068.242119	1025.799372	983.3565933	943.9181924	905.4646891	868.6077464	833.0680924	798.1731966	765.2073194	731.1557653	690.5707938	2095.960069
Algeria	705.7808811	717.3714887	749.5310618	781.6210557	813.95327	841.9471786	865.5787993	889.028955	912.0830357	936.0617271	960.0801614	986.9056538	1011.95231	1040.022945	1058.572115	1039.512605	1055.122931	1464.219874
American Samoa	600.745965	719.5925047	838.4975959	958.1167508	1075.106826	1185.840299	1300.668996	1419.685843	1541.704833	1660.737459	1770.408351	1884.989957	2008.009272	2153.917796	2320.018041	2497.457578	2662.560467	1431.682713
Andorra	904.1702131	945.6067674	968.2473119	991.1041782	1012.638104	1046.689114	1082.853707	1117.619075	1152.833479	1191.179414	1225.693591	1263.200433	1283.213546	1309.241698	1333.999076	1349.041903	1357.963008	1152.001279
Angola	756.1882049	644.3170389	590.2167207	536.8341366	485.064263	477.6888993	514.685553	550.9955011	586.6241746	624.8739067	663.3614089	701.1714353	739.1649398	778.8646283	817.7937162	854.4550779	889.9482053	1133.173375
Antigua and Barbuda	497.8267366	575.0208835	653.4314645	731.4324393	809.4800715	887.5016111	965.3082994	1043.36856	1120.811628	1198.480548	1275.79249	1352.302106	1428.303489	1502.359129	1575.097754	1648.860216	1721.439828	1060.824786
Argentina	629.6461972	696.2729427	765.7497827	835.4516287	905.3920609	975.2452867	1044.381906	1112.221782	1178.896461	1243.56153	1304.758967	1361.026675	1410.16134	1450.648187	1480.062485	1513.55502	1579.134502	1020.400426
Armenia	376.3292032	340.2250076	341.6148882	342.4280934	343.1501496	344.9921012	347.8260928	350.8492366	353.4998022	356.5195526	359.8878987	363.9768998	368.4273683	373.5750999	378.0395234	384.0012843	392.4357086	766.5038905

	2000	2001	2002	2003	2004	2005	2006	2007	2008	2009	2010	2011	2012	2013	2014	2015	2016	2017
Australia	305.522858	333.3867203	364.6382208	394.7314341	423.1850809	452.465725	482.3198538	511.1772517	540.3448528	569.8327478	598.6906406	626.7154097	657.8095065	693.9791841	735.5601154	782.7279111	833.1309814	598.4812489
Austria	1041.702576	1063.091736	1068.568726	1074.039202	1079.630712	1090.932168	1108.220618	1126.849726	1143.751594	1160.173702	1177.208494	1193.971124	1210.231647	1226.535555	1241.410841	1256.318033	1270.18443	1194.679629
Azerbaijan	307.1711524	300.7082703	300.8216858	301.4464482	301.9481874	302.8638577	304.3848928	306.2527395	307.7546632	309.9015663	313.121054	317.8618623	322.9557585	329.2584184	333.847255	332.4522966	349.5887426	777.104169
Bahrain	812.655861	914.6551744	1031.719017	1151.214331	1274.141718	1384.181219	1486.403977	1591.26794	1696.145127	1802.148647	1907.183131	2004.053356	2102.645055	2206.101008	2313.973752	2418.302177	2526.036504	1701.938925
Bangladesh	972.5298905	1022.035379	986.4744048	955.2430556	924.0699901	927.1234518	970.4468369	1016.26705	1060.923479	1105.543786	1149.924013	1193.954387	1236.91943	1280.163102	1326.747352	1372.299464	1417.194511	1972.220615
Barbados	556.779917	588.8984099	624.884327	660.8959759	696.5680443	733.5321959	770.7521531	807.9148443	844.8080637	882.2360182	919.9963477	955.7544061	990.8662177	1027.442025	1062.537439	1098.037555	1116.548801	1014.27784
Belarus	364.1403422	354.9511536	349.2015803	343.0554239	336.3939115	329.4874407	322.1201743	314.7083778	307.0992993	297.5568649	286.121981	274.4215006	258.2764006	245.4051802	235.8015394	224.6917041	211.5546477	772.7876193
Belgium	928.7397393	1057.333022	1169.817704	1282.304042	1394.833698	1512.60586	1635.423184	1757.575874	1878.526975	1999.301712	2120.03902	2239.377518	2357.115446	2474.762542	2591.464649	2706.617686	2821.559406	1415.6974
Belize	313.0706225	351.3993879	389.8248551	429.0545392	468.4819303	506.9193392	544.604792	581.6099775	617.9571097	656.3473373	691.8468087	728.3599709	764.8263275	807.202407	857.6267285	902.28367	953.0124666	698.1757807
Benin	440.9522785	493.8593572	541.0827802	588.5770624	634.2393268	683.2119994	737.9905386	791.5344149	843.1701676	893.674881	946.9511036	996.6822167	1042.41093	1088.87068	1130.504613	1168.683627	1202.026665	1259.280118
Bermuda	573.4619302	615.7163219	659.0063816	702.2441484	745.4794073	788.7226812	831.8155253	874.6593266	917.2462716	959.6314952	1001.991387	1044.247001	1085.941165	1128.497358	1170.297589	1210.516753	1249.999296	1149.698084
Bhutan	2503.570078	2521.815652	2475.458741	2383.224786	2316.729005	2268.758025	2193.004557	2132.429386	2060.419033	1988.607782	1927.079595	1868.997409	1819.042408	1767.358768	1710.228307	1630.791346	1499.021959	3138.192387
Bolivia (Plurinational	379.6390264	452.0401777	525.0820327	597.2004333	669.3479116	741.6868546	814.7264332	885.8629615	955.335034	1023.358746	1088.765408	1157.4917	1226.444675	1291.138877	1353.385789	1411.790285	1455.320411	783.1556974

State of)																		
Bosnia and Herzegovina	590.9942251	586.1288216	590.5344402	594.7361587	598.9383111	603.7494358	609.5380452	614.6191819	619.2620902	623.308279	626.1586608	627.7585656	627.895382	629.2356542	632.0771595	632.5902222	636.3584021	1015.78914
Botswana	330.2161572	363.8293868	398.5486353	433.7011148	469.3179559	504.2284217	537.8172441	570.2535281	602.5392149	635.952748	669.9119664	702.1555183	732.0374399	762.3130211	792.6680761	822.5266878	853.6842513	972.0921663
Brazil	348.0860598	380.2950477	413.493145	446.3004168	479.0623211	511.8963437	544.809514	577.1720162	608.6558046	639.5493127	670.6596959	702.2817321	731.1347553	758.1171818	783.6933445	814.9854613	857.3092802	693.0658557
Brunei Darussalam	411.612733	456.5609925	503.471743	551.6840006	599.1034493	644.5921357	688.9391937	734.4844441	780.9718438	824.5432464	869.0970297	912.0242501	950.4834048	978.463482	987.5512474	1024.669542	1080.187349	899.9146934
Bulgaria	529.0121853	521.9549839	517.4108078	512.8572013	508.4591982	503.938883	499.6340432	494.8791503	489.6506616	483.2283266	475.7246477	467.623659	459.2235748	450.6875675	443.8564399	436.0860833	427.6681618	960.3300672
Burkina Faso	477.5042574	523.6206848	562.9792726	603.5743471	646.1023873	690.5012152	735.8587515	781.8147179	826.7276187	873.6266746	923.4113026	967.3150843	1015.760389	1059.318975	1098.991371	1129.769368	1145.494311	1659.093348
Burundi	573.2193014	626.2333582	622.9325696	622.6175034	625.5327937	654.1960334	706.0027648	758.2708194	810.7960086	863.4929334	917.0078202	967.4586075	1015.275221	1060.504174	1103.996712	1140.75659	1170.50692	1320.893761
Cambodia	739.2608615	877.7410937	983.0968683	1087.47623	1189.38063	1301.202955	1421.837971	1541.396797	1654.141293	1751.468707	1852.049766	1969.814262	2078.517281	2180.608808	2281.3924	2363.541745	2425.324632	1866.0649
Cameroon	414.4043885	458.4129294	499.4587046	541.4840813	585.3324594	631.0302151	675.3157963	717.3798641	760.7214265	806.4107418	851.1424514	892.5432622	927.6785225	959.8632617	992.3697157	1017.536339	1026.147891	1048.214367
Canada	503.4720631	560.2289747	618.7402236	676.9989563	735.315773	793.5989505	851.9598048	910.131096	968.1317786	1025.458661	1082.146975	1138.650366	1194.0246	1248.580624	1301.308725	1349.130059	1394.278288	743.3505621
Cabo Verde	515.128345	555.833025	579.0697065	603.2800967	628.0626166	660.3987308	699.936068	738.8945021	777.0346872	816.2434406	858.2234967	900.6948768	941.7272634	985.0668591	1031.913445	1079.190959	1117.517677	964.669526

Global Economic Performance Report - Q3 2023																			
North America					Europe					Asia-Pacific					Latin America & Africa				
Country	GDP (B\$)	Unemployment (%)	Inflation (%)	Trade Balance (B\$)	GDP (B\$)	Unemployment (%)	Inflation (%)	Trade Balance (B\$)	GDP (B\$)	Unemployment (%)	Inflation (%)	Trade Balance (B\$)	GDP (B\$)	Unemployment (%)	Inflation (%)	Trade Balance (B\$)	GDP (B\$)	Unemployment (%)	Inflation (%)
Central African Republic	719.7240702	625.5396624	578.1169621	531.9533061	488.2553641	486.797571	525.9194269	561.4529686	595.1091088	628.1845777	662.7413534	693.8320475	721.7277196	753.4409073	788.4690158	823.7882512	858.565039	1266.186416	
	Chad	502.8660905	557.4643121	601.6990828	645.3345218	691.5263732	745.5551738	805.3850452	869.2347161	930.1151942	993.013194	1056.675984	1115.109851	1168.812965	1216.94061	1263.884364	1264.800534	1295.488506	1619.23556
Chile	344.5270461	411.3227315	481.7347932	552.022372	622.0682667	691.8738785	761.3519304	830.6501531	899.7764859	968.4006039	1036.585945	1104.350632	1171.007391	1237.805016	1304.590312	1372.359837	1444.025367	642.3311878	
China	1549.529915	1697.423797	1736.009924	1749.559224	1826.242613	1890.864669	1961.242703	2010.147209	2082.640093	2148.184329	2201.245096	2282.010357	2366.507005	2422.119661	2362.837631	2134.039734	2016.880125	2058.904257	
Colombia	445.6927152	457.7069331	482.8614932	507.4141479	532.1681877	556.9199168	581.6290055	606.0037796	630.2211519	654.276745	678.2085995	701.9914832	725.3720007	749.0156658	773.6322707	798.3972817	824.448503	707.8469885	
Comoros	336.8067224	390.9075818	443.0943668	495.0229213	546.9158464	599.555649	653.0072123	706.9805648	761.955458	817.1960859	871.2030709	925.3234542	978.2774685	1032.39187	1089.505478	1150.369631	1212.225159	1152.984488	
Congo	992.4969689	793.3622989	701.7224731	616.3380498	534.0294247	515.644505	557.9806575	598.4918328	636.4794438	673.9763074	712.3471972	753.2422002	794.1552299	833.1538105	873.1931657	913.1275602	948.7343163	1161.284179	
Costa Rica	784.7016099	791.1721097	808.7856952	826.8156703	844.6501505	864.1084203	883.9891842	903.0251048	920.1616892	939.1807579	957.6288038	977.2302074	993.4532927	1004.758131	1011.066083	1016.486495	1019.293795	997.0080013	
Côte d'Ivoire	421.2979336	463.2183719	493.0757919	524.2694833	559.2289045	601.3979517	644.1177494	682.3092872	720.0326394	762.6302299	805.8258999	843.8820466	877.5309471	909.4871306	934.6586188	951.9010425	958.2236576	1122.021835	
Croatia	418.1141173	407.9793699	401.8313893	395.5678232	389.4869856	383.2554311	377.0218773	370.4260846	363.6954453	356.499455	348.2868523	337.5724595	326.086527	314.568341	302.4274162	288.9316672	275.3981145	751.7567042	
Cuba	588.0131369	598.5427471	612.3023191	625.9632863	639.5102304	653.1084961	666.9000839	680.6439735	694.2434621	707.8591314	721.6535092	735.1831407	747.4372051	760.8619207	773.8704186	785.2087369	794.3433461	918.2405445	
Cyprus	912.9743794	1025.042614	1119.879511	1212.95759	1304.129121	1401.08584	1506.096798	1613.345875	1719.872446	1826.674283	1931.776612	2035.49739	2137.223128	2238.723636	2339.128224	2435.141039	2531.3457	1358.953776	

Country	2000	2001	2002	2003	2004	2005	2006	2007	2008	2009	2010	2011	2012	2013	2014	2015	2016	2017
Czechia	511.440817	574.8203401	640.2020184	705.8125823	771.5196412	836.2670315	901.3115877	965.4722741	1028.390298	1088.351834	1146.574014	1202.780256	1256.641189	1306.20524	1354.393414	1400.531384	1444.949046	1047.93102
Democratic Republic of the Congo	1295.776297	958.6644208	841.9518401	736.7438471	635.8265521	606.5456343	649.5107751	694.8941248	742.7180363	793.3537574	849.4902513	910.8409143	973.5356758	1038.30338	1107.642261	1181.864641	1259.003826	1820.852172
Denmark	863.7017794	935.4607091	997.5521871	1060.013023	1120.573714	1184.636279	1252.726939	1321.104505	1387.618533	1453.790519	1519.55648	1585.410324	1646.765202	1704.680896	1755.605329	1797.775556	1834.729786	1198.191755
Djibouti	1775.742598	1828.627182	1462.302868	1151.909479	865.0955852	757.9189219	822.6137545	888.2779949	952.1676439	1014.731009	1074.094954	1134.944293	1187.622891	1242.135096	1295.732223	1342.756017	1382.711737	2156.505807
Dominica	478.8786367	547.5555925	618.5322285	689.289844	760.407236	831.6458972	902.6026268	973.8159757	1045.472348	1116.938218	1185.012584	1252.211277	1322.159473	1390.238586	1453.283692	1518.352865	1573.369015	1067.340066
Dominican Republic	274.6216321	304.7658552	338.5865432	372.7266176	406.5695461	440.2976439	474.3391988	508.2819891	542.3469518	576.3632969	610.2157595	643.564639	676.9702095	710.6755806	746.0290138	782.0938647	813.0160878	585.453149
Ecuador	329.9840642	399.1923951	469.2730184	539.2967177	609.2503014	678.7956881	748.1504711	817.3120988	886.3430883	955.103349	1023.78624	1092.216662	1161.290205	1231.950348	1304.57134	1374.822442	1438.225258	731.9095944
Egypt	723.9130431	712.0210144	728.364346	746.0768122	763.0646314	774.4685852	780.7047412	786.8579998	793.0074955	799.5609453	807.4989362	813.2804004	818.9307076	822.6667736	812.684782	788.4665727	764.1516805	1308.544731
El Salvador	425.9817232	499.7552373	587.9251891	676.2406478	764.7316762	853.1621318	940.9695837	1028.351024	1115.224323	1200.735218	1285.743997	1370.720818	1457.22779	1544.04609	1633.332026	1726.610076	1822.90679	869.6673045
Equatorial Guinea	547.6565373	464.01103	421.4581043	379.0809968	334.1714582	319.7823642	338.6807424	357.4884272	376.1949509	396.4443096	418.2895779	440.1063615	461.8035048	485.4739243	511.1710325	536.9518102	562.8873843	878.8081327
Eritrea	395.3142061	444.6143251	490.606445	536.9704716	583.1985833	630.3654636	677.7054219	721.4600188	761.7583638	799.5169313	836.1129072	871.7453911	908.0313003	940.9550916	973.9788953	1005.274125	1030.134604	1436.264441
Estonia	376.8967253	361.4303939	349.8221929	336.4538593	322.719463	309.0472369	295.0222814	280.3613278	265.5932436	249.931292	233.4759728	217.0958468	199.6592874	182.7221431	167.0568027	150.3956792	134.9109465	818.7299637

	2010	2011	2012	2013	2014	2015	2016	2017	2018	2019	2020	2021	2022	2023	2024	2025	2026	2027
Ethiopia	1580.883126	1622.232631	1321.459707	1068.115776	837.3149399	752.1979589	805.8232797	854.6878848	900.1587992	945.9627125	996.7125783	1049.21147	1098.275572	1149.372059	1199.447621	1236.481137	1259.299579	1791.726944
Micronesia (Federated States of)	417.5546119	502.2648154	586.6326775	670.7023208	755.1270377	839.1693902	924.6208715	1010.534124	1092.736807	1175.937181	1265.804717	1360.244159	1461.135532	1557.747116	1640.5271	1719.266681	1807.324987	1149.308461
Fiji	505.654637	592.7137132	679.6089131	765.952434	852.3109321	938.061742	1024.545056	1111.372743	1197.498442	1285.921879	1374.9896	1462.948849	1555.965059	1652.027403	1749.523779	1869.251715	2010.698584	1311.475174
Finland	1004.978651	1011.513813	1001.832908	992.5621911	983.3319258	979.1191579	979.9185451	980.1592213	980.2447764	979.5885247	978.1662632	976.0325586	967.3306214	952.8803916	931.3863936	903.0939162	876.0681997	1124.0008
France	1052.286171	1242.949689	1414.58324	1585.641483	1757.287018	1934.958914	2117.031464	2296.475806	2473.33818	2648.127796	2822.923274	2995.464367	3160.03941	3313.445408	3455.045626	3586.098868	3713.417792	1708.841499
Gabon	455.071494	442.3401017	447.2184187	452.0120957	457.2074459	477.9196634	513.8476748	549.4109407	584.8069434	621.5967488	660.0654418	700.1181589	740.9585418	783.4387776	827.2889419	871.0207629	914.811322	783.6290468
Georgia	304.6452493	291.9234189	288.0746612	284.2786358	280.5591158	277.1953426	274.3363207	272.0211059	269.9749944	268.3882324	267.462982	266.6574523	267.5654788	268.5491841	271.750983	279.489458	295.6891757	606.2212105
Germany	790.4448906	865.8926233	924.3398877	982.4069435	1039.71817	1102.871661	1171.917436	1241.36885	1309.580438	1377.231707	1443.403484	1510.693622	1574.568243	1636.821628	1695.331361	1743.426024	1783.531473	1021.456909
Ghana	548.7936567	598.0685552	613.2820301	630.0223202	647.7827737	682.824008	731.2395717	772.9847874	817.5569071	868.0042683	918.7629942	962.6120258	996.6178387	1036.46817	1067.938926	1081.471572	1089.004297	1236.774502
Greece	604.557361	605.8044854	590.8051579	573.9613761	558.2078789	549.0636072	546.6262028	540.4547429	534.7415898	532.313577	530.7065206	520.6333537	509.3563792	488.9296363	476.872095	484.0775922	607.5203803	713.2448949
Greenland	423.6441713	483.6055623	544.8476641	604.8931117	664.8000414	728.1733289	787.8302679	846.8048571	907.5341172	969.098184	1027.3291	1088.504553	1137.021294	1192.279691	1244.440679	1303.194697	1363.837915	674.8764903
Grenada	516.2137406	594.8291444	673.4596677	751.6345718	830.6496384	908.7825059	988.3676629	1070.875752	1153.963033	1231.362299	1294.071581	1346.156923	1389.589961	1359.62947	1294.919855	1258.904501	1240.776127	1076.633633

Guam	611.8077185	690.5327979	770.5422959	849.8044961	933.7873651	1014.928179	1089.994965	1162.534144	1247.278043	1332.725159	1425.616849	1492.956478	1600.143384	1709.251482	1812.62705	1894.89806	2090.485189	1317.5927
Guatemala	438.5235166	518.7276033	613.1643554	707.5217941	801.5078842	895.2768066	988.8744527	1081.937425	1174.755563	1267.297364	1359.557365	1451.551595	1543.214255	1635.345973	1727.335748	1816.89633	1902.621633	909.3663053
Guinea	539.6777455	575.9686259	561.1475785	547.2213646	534.4266981	547.3669812	585.7335258	625.8160214	664.6550345	706.8650563	748.8101625	787.827786	825.1456988	861.0863888	882.5390116	909.8271293	936.7063041	1172.5943
Guinea-Bissau	641.9671832	683.6589025	648.5084939	614.4583486	582.0686657	588.0693463	629.2087005	669.8808936	710.9989198	752.33267	795.5528356	828.5056874	858.2562921	886.9012747	916.0708793	943.2882306	965.7160803	1194.099512
Guyana	406.544211	459.1576303	515.6152616	571.9281452	628.8366702	687.1517048	747.6727571	806.5578237	863.4086628	919.4534949	977.2495134	1032.921317	1085.425131	1135.223846	1183.273288	1233.993055	1304.118096	1131.322891
Haiti	404.0267944	418.1508362	451.7383205	485.4667327	519.4420732	558.3454893	601.6544084	644.3659441	686.7485615	729.3671691	772.5918946	815.9658635	858.8208079	902.3835392	947.7879857	991.8864376	1034.298691	1083.507045
Honduras	414.7773777	479.8061639	564.9021294	649.5745058	733.2827895	815.9620365	898.2803268	981.3170728	1065.050254	1147.785453	1231.964028	1316.03455	1398.155003	1482.58453	1565.046918	1640.910826	1696.2014	824.9792301
Hungary	338.9479054	342.1300974	349.5708044	357.0508512	364.446958	372.5500209	380.4882493	387.827818	394.0512772	399.4355529	404.6595018	409.2820936	412.4886364	415.1752041	421.1263527	426.5953576	433.172262	660.0155251
Iceland	863.8241104	949.0062761	1028.866526	1108.170279	1186.696026	1265.442791	1346.128405	1425.773268	1506.711908	1587.230199	1668.108329	1747.521184	1824.440244	1903.584394	1981.389872	2056.315671	2130.681922	1247.589236
India	2890.369874	2870.387086	2685.23858	2512.905786	2338.145998	2234.72989	2205.236799	2178.694629	2148.257117	2113.658543	2076.202604	2040.037673	2018.294408	2005.20176	1978.0693	1948.4995	1923.066703	4321.381638
Indonesia	1776.402275	2038.635073	2288.046827	2538.784633	2790.040977	3051.247327	3326.571652	3599.627645	3865.386771	4127.221429	4381.921349	4609.192705	4824.527963	5038.943224	5257.079106	5488.719711	5755.007875	3574.836347
Iran (Islamic Republic of)	860.0303876	863.0308303	874.0694991	887.2848577	898.3717091	906.3261515	912.6782108	919.8627782	926.1026242	932.7585025	938.7576103	946.5226347	951.0773897	955.1827953	954.7008962	949.8628169	952.7837954	1467.344136

Iraq		843.5273797	782.2422449	765.6882879	747.734491	730.965986	706.2537131	674.1423432	641.8776713	609.0025315	578.9335126	551.3873172	523.9392352	496.5908735	471.5527807	449.146078	427.4700185	406.5537743	1512.718734
Ireland		949.7246562	973.0615022	979.9765658	985.1845363	993.3096227	1008.786876	1028.779589	1047.893879	1066.46136	1086.497224	1106.497222	1126.385379	1143.667044	1159.621307	1174.720617	1184.195814	1197.098211	1114.572806
Israel		906.1024607	978.9859383	1034.375557	1089.838409	1145.467508	1206.965207	1274.146855	1341.328781	1407.292205	1473.345809	1540.730642	1607.766571	1673.170913	1737.810985	1803.695187	1868.50207	1939.799823	1220.322313
Italy		1500.763728	1550.667036	1481.649157	1415.327974	1351.324186	1334.420907	1363.407491	1392.371249	1419.506262	1447.86277	1478.230302	1507.25487	1531.654839	1550.547257	1558.6531	1561.09694	1560.942259	1516.658208
Jamaica		446.7568539	478.9110863	513.228018	546.697485	579.9106757	615.6270454	653.9929397	692.0007009	727.0006119	759.2571888	796.8151599	833.2858695	859.4359994	881.781117	903.431278	927.3945691	945.2232585	837.0564912
Japan		548.9104155	560.053476	573.9226866	587.7854943	601.6243828	615.1994813	628.7032716	641.7640307	653.9042534	664.6166695	675.351908	685.7880036	692.9525804	696.8265152	694.1651045	689.0718859	680.4241848	884.7039061
Jordan		741.5695964	758.4387105	793.1710559	827.294942	861.3829312	891.0722701	916.6907715	942.6421119	970.0189746	997.8073759	1028.264748	1059.595611	1083.766897	1114.768546	1144.947741	1145.555223	1144.827238	1305.73733
Kazakhstan		327.9890698	350.2813331	384.3157625	418.1942335	452.0348821	486.5109273	521.1763736	555.9771213	591.0508804	626.5865892	662.8174478	699.1676301	736.3802473	773.8383907	812.9953393	850.6595164	889.6289024	808.7285258
Kenya		789.1429989	868.7109647	917.535923	973.6326409	1045.166182	1136.430168	1231.58735	1315.08106	1381.917259	1450.411252	1518.433176	1564.608257	1590.857427	1594.971749	1603.841368	1610.241055	1613.975035	1729.010728
Kiribati		480.6401854	572.0318841	662.9984161	753.8899017	844.9292815	936.1001688	1027.013735	1116.17712	1205.492145	1298.558495	1402.168445	1498.742651	1586.711278	1681.625023	1778.000075	1874.890908	1974.388319	1463.149948
Kuwait		946.7121255	917.0510626	899.1194467	881.6638019	866.8624724	847.3140347	823.5597369	800.4325056	776.604167	752.6568982	730.1146284	703.4297099	681.8463694	656.4733246	640.6131289	618.9798371	608.3812925	1315.426802
Kyrgyzstan		384.2962516	365.8586723	357.1958792	348.2997519	339.4551963	330.3910023	321.9179349	313.2496642	304.0952304	294.280834	284.0327046	273.5266816	264.6509106	252.6397511	243.7926857	237.2978264	224.482208	710.9731613
Lao	People's	772.632293	911.7875081	1035.674166	1159.542674	1282.284238	1409.274797	1538.802787	1667.754891	1800.034849	1931.559549	2052.661784	2185.092634	2292.761973	2407.882444	2519.806475	2618.730744	2694.102914	2035.981171

	2010	2011	2012	2013	2014	2015	2016	2017	2018	2019	2020	2021	2022	2023	2024	2025	2026	2027
Democratic Republic																		
Latvia	375.6510692	360.5396265	347.1643498	333.7804583	319.9879027	305.4557623	291.3662983	277.1082362	262.0624287	246.8164897	229.9408486	213.338729	196.3267511	180.1859184	164.8854047	148.2847134	134.7558238	809.6828428
Lebanon	702.0882999	697.7567028	744.9587401	792.7229365	841.2742154	882.3392415	914.9517085	947.6035632	979.4483981	1015.309088	1052.674811	1089.403271	1127.697572	1170.004981	1212.140517	1260.067794	1319.840821	1370.174287
Lesotho	727.4057821	762.2470695	739.361537	724.5953097	708.9384398	719.6147902	755.2930435	779.3707719	801.9432268	836.3971774	873.3282788	887.8858106	895.8611737	891.2194043	889.8432439	903.2471455	923.1718734	1242.846776
Liberia	354.2403698	398.235287	439.3411516	480.3335442	523.3678452	569.4737911	614.1853912	658.026456	699.5842851	744.6108702	787.052491	828.6935797	871.086752	918.5292957	968.5089555	1013.276679	1055.600846	967.7455482
Libya	787.118513	766.3664942	788.6610996	811.9273273	834.4642749	849.1610783	856.0801383	862.8828141	870.022939	879.4649241	890.9525045	903.5284267	916.158753	929.7294891	944.4728867	959.5836287	975.7472698	1431.637539
Lithuania	372.4836736	357.691211	345.4721281	332.726272	319.6225816	305.7606783	292.4820539	279.1233321	265.3327503	250.5540252	234.7503123	218.5066492	202.4954842	186.8912836	172.1651783	156.2417409	141.7678211	807.3081128
Luxembourg	918.0460741	1035.277269	1135.76268	1236.44745	1337.062307	1443.837435	1557.050529	1671.946167	1779.815896	1884.390991	1992.032239	2095.817992	2178.640356	2261.983679	2335.386958	2384.30025	2412.000848	1371.378197
North Macedonia	749.2518999	729.5570393	715.6242596	701.1014965	688.0593948	674.1804811	661.9411384	648.1490955	634.7088698	621.1595274	608.6990092	595.8349629	581.3483909	567.2503337	552.5320539	536.9709692	522.2387478	1207.993408
Madagascar	670.1993544	749.5536472	787.450114	826.2260988	865.7997203	924.5250693	1000.917244	1079.795204	1163.03525	1241.191545	1311.668958	1379.140272	1439.332834	1507.112723	1582.13431	1640.531589	1685.425214	1629.250307
Malawi	805.0645705	903.6405025	944.0594736	982.670269	1020.024039	1068.21303	1151.878351	1252.315797	1354.056741	1452.337447	1553.300168	1662.544946	1781.170981	1918.781846	2073.397827	2246.837836	2404.821003	1655.566202
Malaysia	1259.041978	1401.665287	1506.017668	1610.813451	1708.34967	1812.027375	1927.462212	2045.23838	2162.459877	2276.767729	2377.719509	2526.355936	2624.42764	2719.987193	2830.589362	3000.066215	3338.333426	2529.434337
Maldives	3073.779728	3392.053689	3693.732138	3876.641851	3964.795489	4019.35394	4062.595167	4090.06324	4129.905474	4214.427819	4344.017785	4403.467943	4497.418544	4691.985771	4878.902688	5014.863401	5139.189814	5012.37344

Mali	534.6722207	593.9042149	644.9154388	699.6342834	762.5619942	836.4660991	913.0406619	980.0478442	1043.903082	1110.52578	1178.126457	1241.591705	1305.726362	1368.350669	1438.453316	1487.275178	1520.181537	1869.45596
Malta	955.514989	993.6703184	1012.937756	1033.469535	1052.213176	1078.237391	1107.934167	1137.738582	1169.775479	1199.111531	1228.472256	1255.394517	1276.471612	1290.307139	1286.676538	1289.532907	1285.264038	1168.422745
Marshall Islands	420.9302626	505.6329958	590.144135	674.3555136	758.1651108	841.9422182	925.7684021	1009.41598	1092.868521	1175.866174	1258.230448	1340.227747	1422.065971	1504.176707	1586.245881	1668.126344	1752.669409	1145.7949
Mauritania	772.5047845	830.1489185	810.520401	793.5382467	778.0870776	797.5424557	851.7874542	905.9223965	959.8710544	1015.691053	1073.340853	1130.79556	1188.049701	1247.093525	1307.978492	1369.055177	1430.380474	1510.926112
Mauritius	909.8629745	987.7647959	1050.583543	1114.548107	1177.634369	1244.044103	1315.765866	1385.965381	1455.036024	1521.14785	1582.24238	1636.608723	1690.415868	1734.250197	1790.677711	1841.601694	1855.443214	2167.85296
Mexico	1026.684877	1113.502296	1224.515417	1334.319572	1443.275653	1552.545236	1661.289722	1768.776017	1873.882422	1980.970218	2090.395003	2190.307447	2297.583148	2395.687199	2496.53712	2619.914473	2800.977742	1625.40521
Republic of Moldova	447.5922095	426.6090804	408.0749176	389.7566523	371.2922624	352.0645089	332.5029349	310.9280401	290.1771211	269.2154832	248.1792333	226.9632518	205.6497597	184.9975006	164.2846489	140.9149556	115.0096251	858.4249207
Mongolia	295.8346458	279.7896223	273.7949472	267.239739	260.6649045	254.4864427	248.6833742	243.0608363	237.3588123	231.8053512	226.043667	219.815835	213.0778357	207.5536769	202.777467	197.2699787	191.2289525	585.411804
Montenegro	691.1694099	702.5282031	718.0530529	733.3694402	748.0500096	762.2352716	776.5981345	791.7468712	805.1682715	819.0137094	826.6952955	827.1596141	829.7291415	834.3776153	837.8375837	832.0121847	844.3451552	1264.617679
Morocco	784.7452133	733.3819387	742.2479822	751.3302187	760.2658886	760.5450635	752.2818531	744.1668112	736.2344275	731.7696402	730.1866772	726.0650605	719.4307036	717.7423224	721.3532071	730.0859955	739.7270948	1315.778965
Mozambique	330.5499131	369.6848547	398.7564154	429.0155592	458.3207992	493.3946812	531.9163036	571.7944098	612.6933469	653.2137532	689.3109017	715.8956701	735.8924723	749.9312569	766.3627637	782.4789473	789.8499971	791.3119786
Myanmar	708.0363292	843.0153604	957.7231753	1071.274832	1184.261159	1303.779402	1429.637713	1554.995772	1679.878193	1803.564234	1926.137105	2048.312038	2169.950417	2292.072128	2415.180304	2538.160027	2662.27039	1758.541536
Namibia	451.2656092	495.5206189	540.5232785	585.4532111	630.5815014	675.8262187	720.6252257	764.4747852	807.5889604	851.7634374	896.6259275	941.3697782	985.3469239	1029.570509	1074.451538	1118.551516	1162.475468	1261.519029

Nepal	1280.125921	1432.551285	1551.034223	1668.989868	1792.456339	1938.039123	2102.713033	2267.947337	2423.235885	2567.084508	2704.607766	2873.212093	3020.508234	3153.259985	3270.074926	3361.689984	3398.929129	2564.518626
Netherlands	917.1230783	1010.300101	1088.288373	1165.905699	1242.877466	1324.776621	1413.035032	1502.425246	1589.064027	1675.422204	1762.184623	1845.408361	1921.406221	1986.149904	2036.299394	2076.903495	2114.316065	1301.550253
New Zealand	437.1156228	442.4066552	452.4118823	463.2008668	471.2825361	478.5095671	485.4409188	491.3889799	497.8299928	504.7101194	511.9672011	520.8103892	530.6776185	544.0086302	561.8295345	584.0637439	610.9341232	692.4414939
Nicaragua	338.4947604	349.0437199	378.5268983	407.9741559	437.1795646	466.4562125	495.7092319	525.0296803	555.1702549	585.5627061	615.7152285	644.729322	671.9954385	699.0413291	726.2867109	751.976236	768.696928	617.6708404
Niger	642.8540931	671.6378475	637.2411643	605.8811618	573.5445417	568.0203111	593.8017727	624.6791884	659.693589	692.3732953	717.786503	754.131189	784.839382	815.8161788	850.5418399	880.5921295	900.2103115	1637.205029
Nigeria	865.4561782	882.7022952	888.7571258	900.112761	917.4988822	946.9120102	979.4433414	999.3539954	1014.343135	1049.212277	1093.288016	1157.106126	1144.401895	1188.162937	1203.571505	1154.795428	1022.887498	1794.993357
Democratic Republic of Korea	1229.474701	1310.743415	1404.109399	1499.153067	1584.522491	1647.74591	1701.421537	1762.910271	1822.856869	1876.263859	1909.795658	1913.466929	1894.765088	1900.033521	1869.791742	1905.74122	1949.480172	2413.569292
Northern Mariana Islands	692.2283797	818.5498098	948.6815162	1058.675311	1159.483393	1377.622059	1348.609951	1639.392837	1614.867453	1855.964136	1897.673036	2091.705973	2156.039988	2419.907179	2524.700885	2641.280421	2747.565256	1554.829203
Norway	1280.233704	1361.322521	1425.856307	1491.859398	1558.259635	1628.083731	1701.409935	1775.429595	1848.344517	1919.64092	1992.586038	2067.15238	2136.019083	2205.695563	2273.707217	2337.028037	2399.226445	1620.939385
Oman	965.6008197	1001.753095	1014.76137	1004.144187	987.5248148	964.558597	948.7352356	930.9066285	911.3276795	893.0873538	879.8939183	870.3719834	859.8667694	854.0493854	865.2787979	858.6480944	900.0823561	1751.479402
Pakistan	1626.135248	1615.739649	1403.172024	1219.714221	1051.681082	969.2807151	966.3908618	959.2568485	953.9246816	954.3059669	955.4384868	953.2402464	956.0851249	960.5196833	966.9563559	976.4507228	997.3567674	2438.489919

	2000	2001	2002	2003	2004	2005	2006	2007	2008	2009	2010	2011	2012	2013	2014	2015	2016	2017
Palestine	561.9594697	592.2574526	636.9762486	684.1624031	730.485882	770.751877	806.908524	843.2904629	881.0629022	924.9835356	964.8369244	1012.383019	1068.217497	1122.478966	1172.972446	1251.64833	1361.46832	1123.169155
Panama	414.6181863	436.6088751	465.4127997	492.9973297	522.7201394	550.5607842	577.5745512	605.3091373	634.4953327	662.9691134	690.1395383	718.8967905	753.6999702	791.3022951	834.3436247	878.6058952	938.5785494	714.6759201
Papua New Guinea	493.3870006	562.577518	631.9687164	701.2874367	770.0268318	838.638368	906.4852209	973.7153637	1040.941841	1107.701965	1173.359796	1244.390561	1312.95927	1384.625022	1459.59007	1540.539613	1623.563275	1743.47386
Paraguay	445.0019568	556.2747653	668.3842244	780.0898877	891.5993397	1003.161676	1114.687117	1225.500923	1335.715816	1445.877346	1556.051657	1667.715685	1781.277629	1894.130196	2010.65338	2127.878551	2233.262255	937.0586803
Peru	243.9624359	295.0036907	347.8579456	399.7459276	451.7458335	503.4021779	554.4019052	605.1588259	655.9283621	706.687721	757.0705944	806.9404588	858.0076271	912.3319804	967.6580962	1022.664585	1087.881096	473.1869495
Philippines	1150.010982	1274.993174	1273.464264	1274.795316	1281.402911	1330.516554	1423.553387	1520.805439	1616.098444	1717.490216	1818.984041	1929.874393	2042.69294	2158.475601	2255.942934	2279.241701	2188.200268	1875.559992
Poland	704.3684061	697.4524669	694.0657765	690.4232408	687.0472727	684.0472198	680.7887194	676.8210405	671.8446966	666.1731183	658.2446926	648.4554123	633.429325	616.4062281	602.1967967	581.8251174	560.8683696	1114.444955
Portugal	1119.106325	1200.611899	1248.265437	1296.075517	1343.128318	1404.852212	1478.237337	1548.937364	1620.523932	1690.860767	1761.348837	1821.475041	1878.602787	1921.385666	1948.778766	1964.353357	1996.137026	1425.41065
Puerto Rico	561.8787648	641.4382316	722.1542078	802.65791	883.0215167	963.0547891	1042.943881	1122.828285	1202.585051	1281.960687	1361.026577	1440.040993	1518.758232	1598.208363	1678.909479	1759.451105	1839.742691	1292.289978
Qatar	858.3937076	862.5994897	872.6880508	889.3301014	914.5589928	934.3696533	935.1328505	937.186167	930.0212627	956.7623176	990.4235737	1019.362306	1095.231368	1033.171508	918.6657549	933.5681266	820.6761311	1397.244875
Romania	574.8505456	557.8210268	555.8753126	553.7183867	551.5139372	550.018915	548.931638	547.232601	543.5141961	537.87964	531.9825984	525.5579786	516.6042773	508.0313583	502.8504242	498.818432	494.5069786	1041.083103
Russian Federation	515.3862606	497.8656496	484.8496804	471.5909361	457.7681717	443.8165589	430.4647785	415.7071072	400.0413906	383.5217592	366.3324424	349.1242591	324.8246324	306.608883	291.4933532	274.2429619	256.3391894	997.4881695
Rwanda	606.0993731	665.7819286	659.5945184	655.9395409	653.1621437	680.5162045	737.710791	794.5294227	851.2655434	908.9803422	967.6817625	1026.187847	1084.424075	1144.754911	1207.095753	1268.992477	1330.392551	1071.42508

Saint Lucia	471.1368506	535.2732495	600.8746036	665.4220364	730.1154336	795.6421282	859.292215	925.8404515	989.1584992	1052.026874	1114.332912	1181.056162	1233.44743	1286.922078	1334.819074	1382.330462	1408.093756	967.4178894
Saint Vincent and the Grenadines	495.4416854	574.5096118	654.6528604	733.5888425	812.7914102	894.8897957	979.9882922	1063.715468	1144.543901	1223.928647	1303.788772	1386.2192	1454.54106	1523.208084	1587.530087	1611.076076	1578.793587	1095.794494
Samoa	542.0068376	641.1062382	740.5450689	839.6788213	937.8265016	1034.134624	1129.911569	1226.649902	1325.842451	1426.592948	1531.296943	1634.998099	1742.963408	1845.557226	1948.00108	2051.668663	2147.49845	1064.30942
Sao Tome and Principe	417.3392737	456.3264455	491.486399	526.6030007	562.3922492	599.3206517	636.6205351	671.6649953	706.8240318	744.4915239	782.5175365	817.5850262	851.532398	891.8197768	930.2438799	969.5418433	998.1787662	1092.449181
Saudi Arabia	674.7453084	723.62153	776.4253725	828.4327372	878.9837816	927.9177624	977.0947372	1027.921451	1077.317819	1126.214318	1171.255696	1214.401984	1263.714196	1328.569575	1403.650646	1465.484863	1506.844622	1412.666297
Senegal	473.7292347	513.9111517	532.6238754	551.2306752	570.5400166	599.3657915	637.4967338	676.3857864	716.2388687	757.69236	800.3211353	843.8713497	884.1577767	927.3390177	970.7798907	1010.878474	1047.745557	1105.970325
Serbia	598.1565416	603.8935875	614.2311699	622.9785364	633.9196293	643.8576245	654.6419499	664.9076012	674.8086441	685.2539914	695.7930899	706.7773834	718.4662944	732.4590808	749.7828762	754.7599588	750.4495764	1101.175131
Seychelles	749.322132	875.3269333	983.2150116	1094.255858	1215.683606	1353.798124	1504.197861	1651.081522	1788.726075	1925.087848	2062.454703	2217.274216	2444.56321	2685.569819	2889.320986	3085.724072	3344.616792	1685.621029
Sierra Leone	462.815733	505.0698361	534.4615224	564.0694205	594.5854444	632.0266871	675.3357112	716.9602009	758.1406231	800.4739191	842.8870955	884.3477696	923.993825	966.5851469	1011.523797	1052.424311	1087.75125	1252.662019
Singapore	493.9258751	480.9638071	479.4099057	481.7772575	486.2560922	473.5326392	487.3836852	473.0460889	476.0140043	470.0604353	467.855608	461.7450062	449.9831358	444.947363	436.7815121	426.331749	416.4578305	923.9944989
Slovakia	511.5380448	521.2192181	534.6155054	548.0435699	561.7162801	575.2152255	588.1499167	600.4423224	612.3126308	621.8918487	629.4605497	633.2164064	632.6741646	631.5402946	631.9056923	628.4766873	635.7033872	954.527752
Slovenia	545.0989624	535.3228415	529.2882087	523.3832024	517.5353049	511.7290629	505.8119877	499.2905565	493.2237432	486.5595435	479.0879298	469.0139113	457.8382147	444.7458358	426.3253137	404.5126679	385.932009	951.1312539

	2000	2001	2002	2003	2004	2005	2006	2007	2008	2009	2010	2011	2012	2013	2014	2015	2016	2017
Solomon Islands	477.625494	565.6257969	653.5574079	741.3176021	828.3986357	915.010556	1001.83031	1088.408386	1174.709514	1260.577682	1346.490034	1433.434441	1518.709237	1600.549877	1682.897243	1763.423677	1850.543265	1267.060786
Somalia	2582.935899	2506.548822	1823.963553	1309.02421	867.1610532	682.4634885	736.9997055	791.6273032	838.9251734	895.8142618	948.8931162	1001.276158	1042.787527	1088.0354	1134.909475	1179.056217	1219.20915	2276.569998
South Africa	434.6474201	468.8352299	503.2045287	539.5877665	574.7647781	606.1877088	629.0289071	651.9974857	674.469041	697.4935778	719.2172102	737.9450101	740.2914702	732.000023	728.2456546	723.0347826	736.8785411	1005.527134
Republic of Korea	445.4293391	477.2436485	512.0275745	545.6235808	578.2498521	611.197212	643.9172981	676.6152293	709.530879	741.5610643	773.3389656	804.2480047	832.5077242	860.1580733	887.5717811	915.9596607	947.3417669	648.0505594
South Sudan	573.6448751	634.3492919	665.3850563	694.1235282	727.6610218	776.8582154	841.1798609	905.5617722	971.2322704	1033.976697	1096.418702	1154.167027	1220.459306	1283.732477	1345.252742	1374.163136	1378.293383	1711.292389
Spain	970.4090729	1052.803717	1118.035048	1183.122856	1249.487924	1321.772471	1398.633344	1474.515696	1550.144003	1625.828735	1701.575461	1775.626043	1848.192774	1918.268318	1988.006219	2053.442515	2117.19789	1313.336412
Sri Lanka	3191.037421	3328.40058	3403.870487	3502.510697	3643.741987	3794.01953	3935.047555	4046.577552	4153.570559	4251.002645	4330.076924	4359.995386	4392.850334	4372.236838	4310.519624	4257.169921	4207.735938	5129.599693
Sudan	993.8354508	964.0217079	982.7100731	1001.471062	1024.301742	1048.080141	1066.172847	1080.3489	1093.855183	1106.431981	1122.621307	1136.979156	1149.760404	1162.696994	1178.118228	1191.15178	1201.012469	2337.956927
Suriname	423.713634	476.7656377	531.6463525	586.7977154	642.3238242	697.6747306	752.8282356	808.0450608	863.0986567	917.2294941	970.2819905	1023.122822	1076.72423	1129.660309	1181.217865	1231.780563	1285.715626	1062.005699
Eswatini	366.2873434	397.4167836	427.4835727	459.9208778	496.7502763	535.89412	569.6684433	594.7798394	618.3501354	648.2529452	677.0315548	692.1642245	706.727381	724.264855	742.429395	758.2345971	772.0127571	780.3783084
Sweden	1231.325291	1271.166126	1290.650623	1311.872115	1334.565157	1362.373434	1395.502113	1428.556153	1461.012813	1492.397945	1523.401754	1555.03378	1586.963674	1613.059368	1637.224293	1661.883836	1686.288248	1446.564564
Switzerland	869.782909	950.7488495	1020.863161	1091.231318	1162.478152	1235.719809	1312.646491	1389.187109	1465.597047	1540.748947	1612.848965	1685.950827	1756.019983	1821.564279	1882.067059	1936.411417	1991.35203	1229.042316
Syrian Arab Republic	881.3472663	811.6860801	792.4391887	774.8145425	757.5953607	731.3416926	696.7841977	662.0421611	627.2159741	594.8932739	565.5472376	536.4624294	506.813963	476.24422	441.8691578	385.7653357	335.3230507	1689.241454

	2007	2008	2009	2010	2011	2012	2013	2014	2015	2016	2017	2018	2019	2020	2021	2022	2023	2024
Taiwan (Province of China)	580.1820279	611.2989591	639.0332747	674.8989384	713.7321926	745.5757239	776.5488656	804.2281587	836.1343172	871.4705622	907.4967321	945.3326525	995.8067822	1055.152512	1076.715475	1067.107466	1098.175679	1128.713977
Tajikistan	363.2835393	335.2368861	328.8704548	322.5331544	316.1782966	310.4914432	305.521846	300.5602168	295.445973	290.8128826	286.2066174	280.6987003	275.4110234	276.3866278	280.0175348	281.6058972	301.2783401	966.5054644
United Republic of Tanzania	266.2921914	298.6566292	328.6928673	358.2381599	387.9402273	418.6309156	450.0121586	481.3083466	512.5298327	543.6642315	574.7882954	606.4669423	638.4037079	672.1437097	707.7589188	744.2490113	781.4143635	787.0193524
Thailand	715.1743422	820.7534032	903.5716938	987.3973124	1071.778597	1161.951849	1256.851092	1352.89057	1447.993814	1541.574295	1634.249014	1722.999704	1810.929699	1893.871181	1976.47133	2065.344898	2154.57249	1579.917325
Bahamas	1641.528524	1706.908606	1770.013417	1832.850604	1896.131378	1960.07301	2026.254659	2088.051473	2146.111541	2200.397484	2261.160277	2304.358065	2348.656375	2402.460849	2432.251765	2415.396441	2356.194287	2375.460969
Gambia	826.7840891	888.5952165	871.8698915	859.2341163	850.7861042	882.2040714	954.3048817	1024.936044	1093.152357	1150.362031	1197.879956	1260.256092	1294.159107	1325.842874	1352.713647	1374.570341	1380.798796	1620.018929
Timor-Leste	942.8217062	1103.854768	1245.245309	1393.772832	1546.684884	1714.085706	1889.942821	2061.640716	2215.426519	2329.159275	2449.373228	2594.196446	2798.371118	2975.10216	3060.335516	3260.775596	3352.286825	2736.790929
Togo	620.0070883	669.1421699	683.3484897	695.2448398	715.7981914	757.5358577	809.982188	861.1137625	906.8784031	951.1931173	1000.327832	1025.18894	1075.608502	1127.060514	1160.549998	1205.458398	1235.044849	1281.144527
Tonga	564.2418633	660.342156	757.8060409	855.8573622	951.8251265	1045.293665	1137.239794	1228.576633	1323.352232	1421.357515	1519.373778	1617.738257	1717.118322	1828.117133	1949.709545	2086.72914	2236.478684	1279.527355
Trinidad and Tobago	463.1593231	512.2328966	564.391016	616.5763649	668.7686821	721.5125245	774.3319815	826.8196507	879.3422519	931.5677214	983.8527712	1036.002901	1085.436364	1135.716158	1185.810847	1234.641463	1286.471261	983.0021755
Tunisia	719.8756271	733.4491401	758.6048799	784.6232185	810.5880978	833.9677856	854.8198027	875.647447	896.1884847	916.8030803	937.8994789	959.7309979	981.7850693	1006.032316	1033.0266	1064.969331	1104.039767	1310.557889

Turkey	581.2217079	638.3282259	736.1590061	833.8187026	932.8872757	1024.475294	1107.519264	1191.703192	1277.120704	1363.498728	1460.854872	1539.30966	1654.082494	1734.837265	1825.973174	1922.025332	2050.392603	1191.127708
Turkmenistan	335.3258677	320.3104319	314.2726104	308.276885	302.1671513	296.0929746	290.244902	283.782629	277.4754806	271.0259384	264.2898673	257.8417858	251.2917915	244.1801779	235.2081937	224.0588504	211.6702045	849.3773288
Uganda	336.1064061	378.385179	410.5603704	441.6016343	472.3513355	507.1482969	545.8703687	585.2229254	625.3532271	665.6312063	706.9682055	749.1654873	790.3582136	834.936879	884.8138551	936.2697574	986.8772239	821.3716187
Ukraine	576.6960349	523.5116233	496.9102554	470.0429525	442.8564401	415.3119601	387.9120773	359.8115173	331.4235315	302.6034785	273.0677835	243.7327558	213.0404256	186.7353151	160.4290257	130.9898575	102.9200869	1159.061779
United Arab Emirates	836.8629314	815.7078479	864.5756441	928.6666535	933.3249862	983.8883598	1002.837063	1019.356977	1022.489094	1033.739237	1051.248275	1025.067228	1008.838463	1052.787467	1142.268204	1214.776305	1260.479649	1733.487573
United Kingdom	1512.217999	1481.636814	1440.712249	1399.650782	1358.435915	1322.092488	1291.192819	1259.761623	1228.146554	1197.580443	1168.213504	1137.239979	1106.495221	1076.32747	1045.641355	1014.434828	981.1042131	1527.763492
United States of America	649.4692573	689.2762114	730.3143185	771.0016643	812.0498297	853.3038361	893.513769	932.5010109	971.6777226	1010.744417	1048.804883	1085.78507	1119.826903	1152.264961	1178.551775	1196.639976	1207.022867	797.6022375
Uruguay	468.6784474	519.9411741	574.7219974	629.4427114	684.5603597	739.4595799	793.9478919	847.7526154	901.2334438	953.6306203	1003.987212	1052.37751	1097.898286	1138.984511	1178.110829	1220.897719	1277.831462	806.7963607
Uzbekistan	322.51094	300.0293768	296.0139011	291.9634239	287.8418063	284.2590593	281.2127886	278.1517483	274.8536435	271.4121174	267.722482	263.6565783	259.1242578	253.6746163	255.5523253	256.6969863	251.5155555	939.1790121
Vanuatu	519.3256322	611.5642458	688.343479	764.1688358	839.4390492	921.2391401	1009.484895	1097.720895	1185.529939	1272.481232	1359.605154	1446.430941	1532.150123	1618.750343	1708.09688	1797.641057	1891.804467	1217.139936
Venezuela (Bolivarian Republic of)	639.224992	652.232454	678.1072366	709.8334995	745.4783217	779.2425985	811.6494609	841.086608	866.4143806	893.5434753	918.4983392	946.7046625	967.5863149	975.6766214	979.7167841	983.4496741	949.2845648	1087.347842

Viet nam	1360.38858	1380.065616	1361.7317	1343.790713	1325.077031	1317.979999	1322.716187	1323.425203	1318.927115	1309.706515	1292.90364	1268.287401	1224.422427	1175.148013	1129.673844	1036.029039	913.58334	2253.877457
Virginia	652.9620968	698.810883	745.8733146	793.2970216	840.4495861	887.5864313	934.5767874	981.0538013	1027.519117	1072.783105	1117.117628	1162.157208	1204.855027	1246.058737	1283.225169	1315.249658	1341.732825	820.8003456
Yemen	1194.556528	1122.951487	1167.673098	1216.990112	1276.14097	1328.39003	1360.417097	1384.992032	1412.803325	1453.791651	1505.412126	1547.397982	1579.517945	1616.598789	1621.145206	1597.86311	1467.579628	2613.6244
Zambia	427.2438542	489.8180493	540.6606123	592.4514523	645.2615459	705.4585164	770.385334	830.6932667	887.0189858	943.8587248	1003.199295	1060.429256	1120.129937	1179.580542	1239.249657	1291.015037	1332.7284	1078.430505
Zimbabwe	766.8904304	855.0632268	902.7342271	953.9696361	1009.624653	1094.400237	1199.234487	1282.065669	1349.650253	1436.923416	1535.954731	1629.262644	1718.761174	1799.140068	1862.363997	1892.844336	1910.437573	1407.566455
Monaco	860.3605183	913.1533518	952.8704896	989.1681782	1017.124803	1068.213212	1117.184096	1168.436695	1220.832448	1266.966835	1312.389138	1360.720687	1405.977528	1457.547996	1502.348478	1550.990475	1594.962134	1108.239704
San Marino	871.3534578	931.8213968	975.603008	1019.129227	1062.419223	1111.683625	1169.874192	1230.84401	1291.53005	1354.937701	1413.844379	1467.569392	1514.049675	1560.737009	1607.329375	1648.75787	1687.356205	1163.201464
Saint Kitts and Nevis	528.2630529	618.2924682	709.6278254	800.8557996	891.848919	982.6546899	1073.264514	1163.546848	1253.408117	1342.975369	1432.405805	1521.448573	1610.087754	1698.712381	1787.491943	1875.939103	1964.197487	1129.187254
Cook Islands	698.9595646	819.0905059	936.6755227	1052.494837	1167.884197	1284.980824	1390.743349	1503.827888	1597.658928	1729.59238	1824.006426	1956.072725	2059.049756	2216.732451	2301.473397	2445.097717	2606.874194	1605.619889
Nauru	527.8473645	622.5562551	717.3057888	811.8754184	906.2276043	1000.311528	1094.856738	1189.426498	1286.395435	1387.298258	1498.366719	1595.110659	1683.971605	1677.493399	1772.787572	1944.49348	2075.988045	1324.615168
Niue	641.6519898	757.9456531	873.2096348	986.8436396	1099.829341	1211.827362	1328.374672	1434.324304	1538.524479	1656.325147	1793.783688	1935.003451	2061.0422	2169.183813	2299.139415	2437.563887	2582.770785	1493.876513
Palau	631.7576749	698.3190203	762.0005052	830.0979166	900.6555289	976.1785823	1050.982147	1129.093507	1211.002118	1284.781538	1366.444491	1442.695096	1542.341332	1631.085192	1682.994422	1757.350883	1855.785855	1366.668889
Tokelau	575.4454142	679.8584368	773.9766674	894.0088704	965.9546677	1101.898166	1172.671045	1289.260077	1396.354527	1464.827249	1593.976013	1657.073459	1814.773467	1879.75392	2006.489038	2095.643667	2197.993452	1354.393229

Tuvalu	517.6107777	608.9731248	699.3917622	789.048893	879.056573	970.2562481	1063.745053	1158.397461	1253.835785	1351.055573	1447.861784	1547.363046	1639.971621	1729.912436	1816.117063	1897.433186	2006.019113	1265.04804
--------	-------------	-------------	-------------	------------	------------	-------------	-------------	-------------	-------------	-------------	-------------	-------------	-------------	-------------	-------------	-------------	-------------	------------

---

Supplementary Table VI. Age distribution of DALYs rate for nutritional deficiencies in different countries in 2019

2019 DALY rate	15 to 19	20 to 24	25 to 29	30 to 34	35 to 39	40 to 44	45 to 49	50 to 54	55 to 59	60 to 64	65 to 69	70 to 74	75 to 79	80 to 84	85 to 89	90 to 94	95 plus	All Ages
Afghanistan	205.2125041	201.095437	194.3975621	226.5915527	258.6356878	278.9497917	383.2860338	421.7582096	495.3960238	421.6633874	415.1013677	555.117897	534.9899993	506.4027383	552.5516414	511.8825272	614.9804922	546.829074
Albania	217.749871	143.1650601	158.0097554	169.0352946	269.8749801	322.6152695	317.9298105	276.9574512	245.1308595	229.0056013	217.1484524	103.6081867	76.30820898	86.10149458	134.5708562	137.5509766	121.6514867	270.1531921
Algeria	212.7825601	150.4944658	137.9069507	142.7062461	165.2712993	149.5026853	243.223929	233.8674021	225.8822354	165.4562896	154.7747485	198.3073563	206.3617881	225.5818011	341.9467525	360.3844241	381.6365702	268.6846253
American Samoa	154.9161009	265.8266661	339.6821879	338.4966618	394.4358548	469.8264018	431.4460106	477.537636	542.5002246	438.2425611	502.4168521	664.0268736	985.0290362	1434.445008	2380.818479	4827.876011	3705.977724	469.6793997
Andorra	68.80742323	92.54878323	89.52199221	85.2311397	95.45324481	115.7857774	107.8003319	122.4467765	126.4606205	112.6641889	113.662304	110.0060588	111.8288113	130.7205125	162.8376316	197.1748418	306.0956322	97.79052066
Angola	443.7637451	363.618252	390.9158839	429.0807707	396.8699676	479.4755323	656.6602459	739.7868382	901.837401	949.815187	1074.746669	1448.965079	2044.74915	2592.347144	3742.152018	4643.637964	3848.515477	1064.574384
Antigua and Barbuda	268.7547627	187.775119	192.833889	218.768963	318.8249659	367.4181132	340.8729178	392.0088282	408.1206396	365.4879521	294.5476835	369.0319124	469.6375973	671.7396119	921.831784	1326.537507	1987.498234	408.0158218
Argentina	103.208193	108.0513482	130.6026125	138.5552348	170.2631105	185.5593826	201.6683634	139.3845814	177.1832267	177.9179937	220.2969878	279.5050157	414.3499214	582.8793521	912.9285928	1065.56058	1392.968426	232.8627436
Armenia	146.2095683	107.4355625	147.9602813	150.9214901	241.8336935	247.4931227	268.3521722	251.6040174	289.7808516	244.1051112	248.674015	253.4846683	214.7745489	317.9114127	467.8672805	428.784585	310.9707264	277.9349549

Australia	49.64755996	61.74333598	56.43630335	57.78086455	67.75692881	85.00902282	75.80235613	89.43971209	100.6332484	82.85371156	77.17098706	85.03626864	117.8743835	141.029148	201.5529859	259.4886444	426.0104495	87.57483095
Austria	78.49288873	100.0065224	96.5195578	90.26768999	98.80001019	121.2212784	112.3645205	124.1158193	128.6717909	112.448249	111.8023077	106.0227134	102.2935526	115.9127506	135.6865284	137.31427	157.4320066	102.8198804
Azerbaijan	203.0767419	252.1411484	271.9801263	330.431232	334.7970016	412.7593023	463.9539834	435.7636348	480.6043127	445.6712567	455.5929487	405.1495052	299.9815476	419.9400737	603.3481645	553.5161898	414.2023566	362.7185121
Bahrain	215.0582316	133.9569888	140.6836206	114.6414909	105.2575425	163.888103	147.9505408	105.7754477	90.74054298	60.56979851	62.7850967	95.35397719	200.7820278	298.7739379	505.0431702	692.7912319	1078.166598	186.8931961
Bangladesh	279.7043918	341.8376351	392.3049874	485.374355	686.8070037	672.1759945	564.5622499	598.7589199	770.5763052	797.1133711	969.2241892	1123.499934	1183.666032	1202.922011	1593.924296	2032.327984	3194.359827	744.3588693
Barbados	154.9313213	132.6047465	146.9700822	151.3553703	199.3135578	199.7024551	173.4430469	187.6554627	213.7923246	193.2447205	209.7690802	264.0805429	325.6910623	407.1434015	593.7304529	778.4290751	1153.925954	296.7664295
Belarus	106.025903	79.43685924	90.49611062	103.0067411	154.5424974	162.7334024	227.0393268	226.307108	256.7159442	210.1885667	182.5005742	126.8852143	135.1963508	262.2327522	394.3303609	346.4160375	190.123847	158.8278756
Belgium	65.8750821	92.03573422	98.67260072	100.2166241	117.4370558	141.5420477	143.5457439	174.583938	188.5718243	181.2702876	184.4184305	200.6887569	241.3860725	355.4044525	571.2282931	938.0047087	1774.158767	125.6372789
Belize	317.2640024	279.9221241	295.6382539	337.2105956	376.6248291	505.0602967	486.3747108	553.1342358	575.6234835	517.5212421	431.3182523	531.5835683	622.4208542	809.8727297	1072.068543	1404.567408	1960.788324	552.3103483
Benin	194.0400758	249.0635138	251.6199198	258.7599219	300.0050083	272.9902495	626.2856154	479.9569063	517.4276416	494.5435752	525.0936437	712.6124984	989.9010151	1325.324131	1815.245346	2298.25342	2578.511067	862.01932
Bermuda	153.8838941	155.0603882	121.121191	108.4619474	125.609178	180.579976	169.2601026	198.9574906	202.8902834	157.1115849	106.7214882	111.5892625	123.1201862	149.2472079	209.4635193	283.9690223	366.1714208	177.5232538
Bhutan	513.6291488	436.5888683	448.521394	469.4149565	649.771964	670.6446111	644.4390219	751.2087876	922.9237521	776.5017023	856.58443	963.3229199	895.5407472	965.1324839	1149.408271	1198.912136	1264.888391	1193.167221
Bolivia	355.2473577	366.8769029	448.93965	434.9067757	398.4694699	353.7405109	339.9891141	398.9012618	450.801967	569.9527679	720.4450092	1117.203894	1567.576043	2121.203221	3052.990895	4075.298844	5239.54618	729.8638544

Comprehensive Global Data Report: Q3 2023																				
Geographic Information			Economic Indicators					Social & Environmental Metrics				Operational Performance								
Region	Country	City	GDP (B\$)	Population (M)	Unemployment (%)	Inflation (%)	Life Expectancy (Y)	CO2 Emissions (Mt)	Renewable Energy (%)	Urbanization (%)	Productivity (Index)	Customer Satisfaction	Employee Retention	Operational Efficiency	Quality Control	Supply Chain	Logistics	Compliance		
North America	USA	NY	187.4019039	151.3419704	170.9381019	180.7153125	251.3827285	243.694882	228.8286647	283.2414312	302.9582253	245.655591	93.49632706	79.96975072	79.835525	91.28431204	148.1276231	160.5938356	166.7974346	234.2570614
		CA	195.0116961	172.0628069	195.5830105	176.8821913	188.6813555	429.0337337	419.8739453	453.7029093	458.528553	494.9379722	580.7229704	691.243008	764.3206458	985.2038702	1168.257734	1290.541555	1843.259204	933.5154479
South America	Brazil	SAO	347.043076	251.1912531	269.0929053	284.486976	392.4683023	392.5003148	420.9411347	436.7680341	468.4109711	431.1756172	404.6958321	502.6436017	621.9137966	794.3070986	1186.603941	1579.444182	2172.554763	455.666978
		BRJ	212.4297973	163.7539572	158.0161853	169.0217197	189.9517962	221.7551645	212.3721107	220.8689324	256.7320764	194.1297281	208.8780076	264.0026676	296.1323168	347.2366241	539.1954283	691.2352739	914.7914924	230.6730874
Europe	Germany	BER	157.0711829	124.5481375	136.8403316	151.8104334	216.6897948	211.5735174	203.2326727	252.4217605	270.852607	216.0503687	64.23628983	48.41646633	48.85421918	59.84428287	114.4828422	125.604601	124.1042719	214.9870493
		MUN	416.1622545	350.0032787	347.7965211	373.9919867	414.0131057	457.1163726	777.336388	845.5115076	920.8324722	850.7616005	847.8439797	1168.167763	1638.943893	2106.665875	2778.905002	3275.48608	3226.912487	1801.927792
Africa	Nigeria	LAG	261.3764594	311.7086497	342.4483197	376.6742745	380.6884679	493.9816088	824.8212575	933.9287433	1228.379555	1443.260253	1710.027197	2213.148246	3100.470644	3933.984279	5327.119099	6409.429493	6014.802279	1438.565028
		ABJ	327.807271	248.8122765	261.7929566	308.6266059	384.4647046	534.5714982	642.8183802	623.3827409	569.228348	560.5993725	686.4006806	848.0846089	1178.876659	1696.097107	2395.183101	3179.144999	4410.140976	687.394968
Asia	India	DEL	179.037212	208.7913391	229.2211257	215.5271857	257.6595473	477.5404356	478.8963611	479.5874544	558.8887904	507.0635232	478.4055479	607.7355447	817.9280323	1082.860444	1487.191738	1819.248444	2003.093808	671.8261016
		BOM	52.36869835	63.85687895	59.94325445	60.75937897	78.21634558	105.4269898	90.57297123	87.50914659	93.59275145	90.35846867	98.96448417	112.7314004	137.3399181	161.7510142	220.8814092	304.9411747	547.2539842	74.10511205

Country		2010	2011	2012	2013	2014	2015	2016	2017	2018	2019	2020	2021	2022	2023	2024	2025	2026	
Cabo Verde		341.0050678	223.0236575	230.4648919	232.1854741	264.337376	361.1139841	379.1366605	368.105933	333.1137876	258.0890534	258.6782429	328.7535422	439.3247196	625.8819746	956.3414769	1153.489672	1341.078973	571.4972901
Central African Republic		495.2649087	485.5849827	518.1276961	596.7757943	640.0867753	845.8998971	1316.229922	1499.683097	1857.901346	1875.350888	2007.549731	2463.771992	3222.696779	3684.810968	4983.042865	5721.368945	4240.207004	2067.27419
Chad		413.7036223	350.1161588	373.7861191	363.2001713	439.5360788	543.2283753	866.8481891	920.8370812	966.5079815	921.3549988	968.5854826	1334.164727	1864.816366	2539.163129	3242.115461	3965.602039	4402.164469	1496.408628
Chile		50.38926209	46.21900556	70.67858512	69.76763505	94.94501682	123.1366467	164.729534	135.0338573	148.3796584	170.120944	215.0204559	264.0144351	397.9500965	558.3213624	943.1296234	1283.401267	2087.482059	110.2228312
China		118.181531	116.4845537	131.0137253	145.2189009	191.0668129	201.2095577	192.6650842	210.6639725	213.5965692	184.7683751	207.220328	228.823922	274.6036137	417.5449042	670.099738	1065.199591	1672.540652	174.7759286
Colombia		59.91001431	71.81866457	92.10489467	109.1884463	130.8597438	157.7289459	149.4326114	160.2431063	183.6715186	190.8371428	214.5683303	307.390856	384.2009391	453.7865964	622.0578581	643.0739454	809.8450915	242.0976222
Comoros		548.4029341	363.1939242	396.0323857	451.2617869	467.1891288	577.3329137	785.5784561	901.5576414	1113.635239	1054.616517	1183.302721	1510.592498	2054.226875	2615.726531	3614.359451	4395.466528	4366.214858	1123.11233
Congo		431.8696703	453.0253424	475.1091151	522.3597793	548.9633354	640.5600906	908.0923792	955.5983646	1089.584194	1103.268772	1134.996327	1337.365563	1756.702764	2172.736046	3325.424101	4196.504766	3468.96123	976.1251254
Costa Rica		85.69824934	110.0122033	128.1657687	136.8705442	174.5808529	168.3614737	133.0301418	135.0790686	138.3468776	124.6358373	127.5631896	166.8338282	203.0673567	241.1455506	367.1062604	394.4218063	448.3978968	165.1747354
Côte d'Ivoire		290.364848	308.8943269	288.020301	321.94881	306.3151799	342.7354897	645.4024396	772.2208231	670.0673788	576.3927167	473.4720642	580.2388787	782.9378835	1028.025242	1401.30742	1721.924116	1904.08553	823.6549786
Croatia		81.7910101	95.72193491	82.9491093	92.54335359	130.5623468	135.8443931	124.3261058	164.4539914	173.2873338	131.8840169	37.87021033	29.37378659	28.00519782	33.30418866	60.20900175	64.11045722	67.79874082	121.6610806
Cuba		219.9888461	173.1130451	178.0715964	196.532976	247.9831973	284.4521463	259.5124325	300.1281719	296.7746361	231.8900399	167.6911842	165.9160979	181.4299578	206.3886208	268.6165942	292.8981882	272.3433465	268.766104

	2006	2007	2008	2009	2010	2011	2012	2013	2014	2015	2016	2017	2018	2019	2020	2021	2022	2023
Cyprus	64.10726519	91.58297424	95.08645779	94.71600366	126.7719692	139.2141422	135.5878486	156.0944441	165.4233562	157.2880132	165.3770568	174.6113147	182.8277573	239.0501137	357.9476094	530.473662	866.0234767	112.4258554
Czechia	98.4143922	74.65723732	83.25422357	93.78282641	116.2616324	146.0552791	136.6652241	182.1190519	205.3537258	167.5125137	83.32581488	84.61544464	104.9892291	150.9254904	246.6314924	301.827424	285.9658998	141.5079733
Democratic Republic of the Congo	559.2048885	542.0476141	543.0369609	549.9325247	579.368955	609.7004205	942.0291756	1066.160316	1214.095405	1286.108935	1340.91601	1593.70305	1959.537782	2318.696602	3209.343421	3898.313305	3227.750274	1215.924003
Denmark	73.91319019	98.350743	96.53566469	92.57841488	91.2793009	114.1433121	110.1975954	127.6116209	138.1814911	131.9191963	143.5220607	150.7185876	173.3229593	225.894337	333.6526639	485.0127457	869.1446049	108.580495
Djibouti	564.1971965	551.6120117	630.2653103	712.9085465	735.1850567	805.8542745	1095.496497	1262.530867	1564.800472	1616.664428	1851.603045	2392.19291	3414.048608	4463.890626	6053.396411	7261.047018	7144.762681	1809.167775
Dominica	300.3393446	271.5433991	283.1481342	287.0472507	378.1885402	446.2768347	405.8160293	437.443336	466.9603402	432.2900512	370.4880357	441.248104	515.9834328	644.0093765	881.3945426	1228.269229	1562.345568	430.7927902
Dominican Republic	192.0674673	201.9881487	211.0057308	271.817859	390.3421653	423.7487237	379.1609358	442.4059309	474.9843354	481.9591812	382.3624102	467.2816876	517.9864528	666.2105029	1243.208297	1842.243156	2713.348174	446.3198863
Ecuador	80.10344034	75.51695159	84.10049905	99.89923371	122.442173	201.1545178	201.7263444	177.432494	192.5813455	230.0477966	306.084744	476.4489096	675.2271581	976.1225293	1793.928231	3723.162957	6533.264483	238.1315714
Egypt	223.6030417	134.438059	132.0590773	149.9686148	187.0506029	231.5846154	229.9294467	241.2210903	262.4823629	234.556244	282.2565213	365.7964258	468.9722278	550.5593127	675.0779467	725.802889	884.7945858	309.2126692
El Salvador	90.84829621	98.1618839	119.755732	147.0695559	188.9173603	213.3650943	222.4321285	228.5189656	275.0442888	331.0648085	384.994369	530.5367846	709.0395298	939.9471174	1383.823986	1527.584462	2010.859035	299.5586302

	2000	2001	2002	2003	2004	2005	2006	2007	2008	2009	2010	2011	2012	2013	2014	2015	2016	2017
Equatorial Guinea	285.2729754	256.3871358	270.2437411	286.3305856	273.737286	329.1532932	545.1149939	535.5575929	567.5855464	520.3873398	594.4258483	745.9177175	1008.705971	1320.076125	2019.377844	2468.600437	1985.528113	599.2020305
Eritrea	530.9565403	431.5232258	487.0457006	567.9902201	589.0595036	738.6367401	1185.590996	1425.997522	1823.389235	1792.267534	2001.405675	2519.177884	3541.946081	4409.094277	6444.602778	7754.062912	6797.551912	1698.700176
Estonia	88.22571045	78.71238853	73.0774662	79.71977875	103.8824595	130.4175613	188.070796	183.4750807	212.5972408	170.656864	139.4901446	95.03400042	100.2381795	199.4425874	317.1588354	269.7546202	131.2925878	129.9739093
Ethiopia	297.6954468	343.2183754	399.4367365	432.2982337	439.4678321	482.7830439	642.2338225	704.3221274	799.3186354	864.518203	991.5006369	1399.983036	2042.707719	2662.916588	3619.979741	4136.582582	3773.302565	1083.112216
Micronesia																		
(Federated States of)	241.6409702	285.0504031	372.1245238	368.3401251	420.4039504	531.2184168	546.8961114	593.1743018	647.9193224	522.2332911	625.5630329	834.1570721	1273.20198	1913.433792	2787.004907	5090.923025	3434.767665	631.531602
Fiji	347.8742812	347.8369239	376.854853	381.6985477	437.8387975	516.2162241	463.8023554	595.4500377	661.9958836	508.0382529	620.6131383	764.1364221	1004.895339	1303.549528	2081.459503	3136.16968	2568.698857	662.2438489
Finland	75.27812586	103.3622339	103.7112189	98.99748384	104.6076758	129.4794537	112.021707	102.2741415	108.0937404	96.79971435	101.6490315	96.93350758	95.9986821	110.2389274	131.392323	134.2807239	173.2473053	99.62233338
France	73.56653937	94.52515262	113.597831	116.40585	135.7338224	168.212637	176.7380762	199.3125842	213.620643	218.4008715	244.2854243	270.0469215	343.8927798	505.5089737	913.6120297	1729.280813	3682.530819	148.6832129
Gabon	470.8488427	357.429853	380.9348797	354.7439789	383.0149849	885.886268	986.812836	931.0715601	963.1513743	904.1988854	823.3612816	964.3226254	1248.624606	1545.164307	2393.580459	2987.756365	2437.775837	855.0524454
Georgia	189.7910726	184.3308212	197.415973	250.0560155	330.2623241	379.8051617	426.511166	411.7748675	458.9360422	401.8926857	420.821807	358.9653419	269.6894826	400.5157582	560.1329211	493.940577	298.15011	352.7290964
Germany	104.6524815	106.6253147	108.3038368	104.9063407	119.5799433	144.8609383	134.9925525	158.4604993	172.9198466	164.2207668	172.0142563	172.9776988	185.2322063	223.5247985	291.6775948	365.1820087	549.1427845	121.8380857

	2000	2001	2002	2003	2004	2005	2006	2007	2008	2009	2010	2011	2012	2013	2014	2015	2016	2017
Ghana	301.2525204	342.2864749	330.5089683	322.4372675	377.7508448	394.9761928	737.7471007	782.393258	839.752045	703.4020226	607.6296733	835.371156	1208.421804	1672.705177	2419.496467	3089.828267	3454.128918	963.971759
Greece	51.35449844	75.95879585	65.00281039	59.80723724	70.8529966	93.10302543	83.11186334	94.51305932	98.36306426	98.81347899	119.2149532	109.4337683	90.64378125	83.16614216	84.74397224	83.10638381	101.7323316	82.67694755
Greenland	143.6780066	115.1398858	110.665966	120.7810236	176.4559185	217.065227	203.8393396	182.7181521	199.2735096	186.6961301	221.2079405	307.9579169	381.023873	455.7852058	735.5171679	1022.874878	1599.859606	176.4645068
Grenada	215.7779536	213.3215791	227.7012675	241.1798889	290.6312507	330.6054632	295.6802226	324.6584424	389.8356089	402.4952064	377.7394691	439.3064816	499.217168	582.2646486	769.4405475	986.6499626	1240.218294	433.199291
Guam	213.6648335	223.2856013	251.8157212	234.9540874	285.9827202	353.0899493	314.1517738	337.6421045	400.1838662	312.7774768	369.2036908	403.5317398	562.1040423	767.6651093	1132.237789	1585.203848	1376.13661	381.969808
Guatemala	189.0482024	179.0685929	218.3727635	279.7170488	339.690397	428.5379965	449.8062624	506.4533343	587.6749889	695.6742792	892.0994937	1261.45446	1865.588021	2873.361249	5978.592172	10300.06208	15117.1634	683.598763
Guinea	318.1244171	308.5924125	354.6498612	347.4837793	377.7052404	375.423234	665.6404327	720.3916039	759.8634609	701.1646814	663.2110874	868.585077	1140.320934	1530.483509	2001.166324	2431.295247	2754.203992	1345.00757
Guinea-Bissau	482.6543961	395.2562338	421.1587983	407.0521197	475.560814	568.2593515	884.4113068	894.9092855	933.6753609	835.9382791	820.4039452	1070.813846	1440.540893	1824.570971	2518.451457	2926.117142	2946.038518	1102.160815
Guyana	403.4399488	360.2468098	380.3658468	460.3188427	603.8176773	748.0099043	778.0309844	956.7650716	1039.681239	1010.974139	1057.995929	1181.600756	1157.483526	1284.560772	1730.998435	2617.709236	4131.334504	856.5004506
Haiti	600.8287758	423.6656982	384.7501064	389.2236904	475.6622187	743.2478993	803.3355801	843.342512	906.14801	891.0700847	834.3556342	896.1019356	974.5698926	1161.193895	1468.147494	1752.214002	2159.838272	1235.758494
Honduras	110.3699648	108.3825323	140.4188297	185.8784654	208.7179276	305.9042324	361.0739488	354.1461583	411.5903896	457.3919964	511.6425965	660.3015347	778.5936482	863.2501314	1059.597749	1052.100616	1092.718895	356.8378485
Hungary	92.66460313	89.7125044	94.74861747	107.8974095	156.5824558	164.8971891	156.5941883	195.3455933	185.5038946	41.44464761	38.63488859	43.25559365	48.23969625	58.10369512	77.66787741	85.80808769	113.7164211	151.8842567
Iceland	62.10087446	73.45026065	81.50467313	78.95469692	90.51347367	107.5006854	104.2346951	128.8453002	148.0093883	133.5476957	149.0539649	158.7861676	162.7833632	195.849564	245.6670759	316.4796896	508.0772449	97.31503161

Global Economic Performance Report - Q3 2023																			
Country/Region		Q3 2023			Q2 2023			Q1 2023			Q4 2022			Q3 2022			Q2 2022		
GDP (Billion USD)		GDP Growth (%)			Inflation (%)			Unemployment (%)			Trade Balance (Billion USD)			FDI Inflow (Billion USD)			Debt-to-GDP Ratio (%)		
Country	Region	Q3	Q2	Q1	Q3	Q2	Q1	Q3	Q2	Q1	Q3	Q2	Q1	Q3	Q2	Q1	Q3	Q2	Q1
India	Asia	927.7358638	609.4822002	621.9037654	711.6071651	892.9194274	960.6689316	922.446819	1048.863054	1209.32282	1259.957622	1480.738993	1594.557143	1772.236236	1458.055414	1581.275143	1437.093662	1571.719093	1242.049134
Indonesia	Asia	351.3982734	290.3739891	333.7073508	363.3323933	426.1827755	530.4393186	536.2724585	628.5180065	730.8065498	934.8631469	1378.394808	2021.390506	2850.228722	3841.134764	5332.985944	7554.216424	12154.51735	732.2750186
Iran	(Islamic Republic of)	102.6179566	69.21855558	70.24682361	73.44857438	89.33998426	118.8589319	159.1937633	131.2383311	141.750881	138.8454362	146.6810297	190.7857729	189.4908875	205.142027	262.1191395	286.9584565	359.2265322	156.7282006
Iraq		134.5468604	131.3812439	140.2724725	146.3510885	172.6965106	277.0127932	260.1017576	246.9343312	234.9242991	172.6131172	156.4961011	215.7812017	207.5625789	207.1940549	228.9656386	211.6303957	248.0882132	265.449511
Ireland	Europe	75.10237804	95.86856779	89.24380003	83.92066968	91.28071916	114.2035449	107.0513417	118.2863153	121.8010651	107.6162657	106.9705412	103.8821764	108.4807379	128.3737634	158.9037778	171.0216314	215.683581	95.07423207
Israel	Asia	72.5127435	85.95557978	99.11662856	99.38172102	114.9136553	147.4005815	143.5927888	163.7366739	170.4338339	153.7567215	156.7982043	160.0017966	177.8375511	221.0236682	304.7865837	371.1967752	573.2182887	129.8406678
Italy	Europe	107.6960399	145.8320387	155.5045988	150.7710269	162.4369604	179.0927642	170.2027821	181.8246952	182.8688727	165.3496746	169.0411955	170.9708756	186.4006871	213.2292823	270.5698805	364.1523831	596.0184533	145.4779379
Jamaica	Caribbean	278.6672952	243.4240645	267.0412843	275.7314873	342.8083081	406.519638	386.1072256	423.100332	441.9964463	389.0779405	312.1328537	387.2166788	428.1267096	490.6770858	635.9246917	718.2101692	836.759773	409.3533523
Japan	Asia	121.0839771	129.0086484	119.5879437	135.7467015	154.2327658	236.3537919	200.0922183	164.6339748	184.3195081	151.8065556	154.969112	188.2204042	196.0275174	220.3877323	260.7514614	287.0211691	480.4609197	157.0928016
Jordan	Middle East	183.4661511	122.9869615	125.1477692	138.9514041	190.291403	319.4490508	329.9174446	264.1165111	253.6810855	168.2492466	112.8594404	149.2070705	156.0869493	186.8775523	279.3036293	309.2650619	383.1181585	238.887798
Kazakhstan	Central Asia	267.529919	258.0329224	291.5688533	334.7826037	414.1478508	521.5155661	500.9899847	499.7374952	542.7925449	488.1193753	500.1428989	431.9941699	322.9407721	445.2356724	627.323614	619.1194158	557.4033641	437.832253
Kenya	East Africa	248.3238201	269.7076643	341.0942437	373.7427524	459.5767576	615.6236967	692.2137294	757.2414223	916.130736	988.5184372	1124.51883	1503.932496	2157.483411	2765.696901	3961.686185	4866.936358	4781.369066	990.9517221

Global Economic Indicators: GDP, Inflation, and Unemployment Rates (2023)																		
Country	GDP (USD Billion)			Inflation Rate (%)			Unemployment Rate (%)			GDP Growth (%)			Inflation Rate (%)			Unemployment Rate (%)		
	2021	2022	2023	2021	2022	2023	2021	2022	2023	2021	2022	2023	2021	2022	2023	2021	2022	2023
Kiribati	444.261226	523.651698	560.734424	582.028304	743.0562454	860.4993895	909.1314854	973.8785511	1017.292246	962.4595369	1281.531061	2015.696877	3465.028852	5775.702935	8202.410527	13579.42132	9670.300014	1386.847488
Kuwait	206.8850276	277.7762417	166.8476436	216.1505143	216.5935815	198.5212857	164.972171	161.5788038	137.1344487	97.00377547	93.39671408	80.77600987	74.61572924	71.23846757	88.9208026	83.02491955	106.4041139	218.1072322
Kyrgyzstan	308.0645322	276.4379862	299.9925603	356.8132103	394.0276872	457.7966336	463.8469965	459.5414078	511.5719804	455.6051463	462.154358	367.1161401	275.2079303	407.8879719	592.1102827	542.9831128	380.6846294	439.9952325
Lao	People's Democratic Republic																	
Democratic Republic	277.0713641	237.2844735	261.6021664	295.6297196	343.354649	510.273481	620.3873397	592.7174244	602.6417552	614.789364	726.5432899	883.2362256	1170.56151	1650.012876	2258.65839	2925.776508	4125.417594	600.131659
Republic																		
Latvia	107.3906566	81.63880299	89.2123253	102.4763719	133.6871692	172.9846253	237.0991656	233.4896663	259.0488921	215.0271078	182.0575516	121.3085446	131.4231317	254.8083671	394.5524757	331.2689428	170.9049428	161.2427488
Lebanon	68.94644909	69.51194917	76.18790272	77.14805949	98.90506382	120.2823243	110.6742867	126.1867372	141.7651414	123.7084385	117.97703	146.139371	151.233725	170.2994295	218.366459	259.9795044	352.9145321	145.3549255
Lesotho	274.9218124	251.9727054	262.286955	295.4380755	341.9443536	590.6029437	584.8814014	699.2228228	755.0659659	838.9309703	951.4231622	1144.234856	1223.898998	1533.610253	1780.158081	1960.711846	2562.169311	1110.409481
Liberia	200.7916507	229.8529859	251.2533604	253.4939986	270.6007213	313.8300299	543.6826915	626.8747807	689.1348878	641.9879116	646.4896381	955.8095342	1464.028316	2116.466768	2971.047721	3848.04395	4532.205521	783.2158247
Libya	223.4556622	246.1140535	151.9054863	157.5474243	172.6633675	262.5732024	236.9587935	238.8634195	225.9703013	174.002555	165.9522317	218.0458699	217.8069408	228.6091002	288.4613659	314.9701035	398.5704485	270.9026241
Lithuania	112.1277097	104.5925507	89.50887714	96.48386325	160.1595056	163.0574088	236.3076296	229.9898848	255.2085285	212.2238662	181.7389717	119.6115321	130.6654558	265.5814312	415.7963994	353.6255106	180.6160565	164.0664805
Luxembourg	65.27914914	94.50285531	98.57863117	98.01769599	113.7006803	142.6302859	140.4689955	162.2936696	171.4834118	165.8249846	177.3513764	183.0711053	208.2502751	269.7319058	388.5002652	550.5341658	953.6645553	117.3247615

North Macedonia	169.6254163	151.0236205	160.3711754	168.2656627	223.6422221	200.389237	164.8574367	160.3657187	181.5832418	153.2549439	91.34740166	61.63532024	60.34815594	66.64028667	119.202056	132.1013164	136.0845423	218.771606
Madagascar	569.8281064	552.7092338	589.3970582	617.6319357	676.2237776	858.6532297	1156.930204	1330.797259	1685.621312	1791.62248	1979.935026	2361.390397	2998.061527	3831.52352	5473.425923	7690.974064	10224.13825	1813.520472
Malawi	481.9976514	387.812566	404.2395441	462.9674876	486.6017792	545.511565	934.0035521	1037.812938	1260.789006	1274.474784	1451.877963	1900.707967	2682.466932	3374.598678	4574.343498	5416.792218	4949.945289	1397.742347
Malaysia	314.0857153	241.9842166	267.1812474	269.5214538	332.2630794	418.6526598	425.8176237	428.6901902	443.9077799	331.1073808	365.2189153	417.6894754	527.7028107	629.203392	789.9600071	892.609544	1163.080391	401.2265947
Maldives	341.2409017	330.517959	333.9548624	336.788597	378.8306811	400.8790328	380.2064683	393.5835494	364.5960856	355.804451	400.4442665	439.4416871	542.7001	728.9711653	974.3424578	1176.702645	1661.245417	484.2396957
Mali	689.1961181	540.2358383	654.5306151	542.5388775	719.5035434	871.1234571	1227.701843	1517.7387	1737.008391	1723.506438	1660.991178	2676.763989	4017.630414	5479.645884	7325.065284	9157.500765	10534.59592	4323.238388
Malta	73.81069227	103.3673413	96.14272336	91.98915741	109.430291	133.7293638	123.6581388	137.095657	140.7177636	124.3471075	123.2718521	118.3634178	119.3555551	142.9401907	181.5854404	204.8158682	282.5047805	111.1965202
Marshall Islands	217.5754865	296.7229669	351.5098381	351.43978	422.1120745	523.5354688	511.0466562	521.7438445	648.4244438	575.8974131	667.5625802	834.5243539	1198.38979	1671.628353	2600.136745	3938.424893	3148.372558	682.1795777
Mauritania	380.5106116	347.8219667	382.7276268	370.4720496	427.3095895	500.8345408	698.1220049	741.4874994	765.5454188	752.0291903	790.8985745	1153.825083	1792.48419	2601.894429	3745.490069	4679.964166	5248.105506	996.4028939
Mauritius	148.0544019	86.7485366	117.2414709	120.0708076	240.4897481	244.7640631	242.8050912	232.0545999	242.9271451	253.2753615	297.2232612	341.1392541	377.5695117	457.5924122	601.8837631	698.0613681	923.0137969	351.2454837
Mexico	123.9241416	134.0209614	163.509027	162.7191157	227.6216802	289.5209428	270.8172885	286.6745994	313.6312533	336.92942	423.2572473	577.039835	866.6009008	1266.616315	2167.484642	3412.03849	5927.035187	345.9371277
Republic of Moldova	186.6714323	109.6664835	139.0072164	182.3680482	285.9063755	290.1108065	328.1004778	324.3361106	358.0510396	319.4163182	330.2329361	250.4980207	185.6328234	335.1217289	510.0232523	447.3243027	249.0894038	245.843734

	2010	2011	2012	2013	2014	2015	2016	2017	2018	2019	2020	2021	2022	2023	2024	2025	2026	2027
Mongolia	308.7916276	271.5883219	297.5928686	310.1748407	338.5858585	450.9756524	439.7902911	459.4012231	538.5994758	477.0706261	444.821149	423.1692978	354.7580351	487.0209982	680.7212058	615.6477535	399.8209372	397.1189453
Montenegro	147.7464238	116.7261731	130.9881048	136.1467409	192.5244926	195.2050957	186.7347028	234.4270672	248.0861528	198.5406516	80.38237213	68.08603686	69.7117712	78.11001918	123.5980116	131.812266	135.2486509	193.1334082
Morocco	291.8197565	222.3232851	192.1817878	199.3889318	233.9546795	334.2359242	328.9502027	318.0439552	308.4086536	232.0170224	238.6975931	297.3189991	338.1024442	376.0140491	471.6014857	526.5450561	665.3219441	359.0080368
Mozambique	374.5227399	324.5839053	363.3957763	453.9221406	436.2699784	445.9418473	886.979483	1026.609818	1274.168787	1238.343877	1326.26323	1772.447145	2678.20082	3278.653547	4345.5229	5036.104993	4598.585449	1317.662146
Myanmar	437.987243	333.6794958	320.2937796	330.0948342	385.9405954	590.0123973	690.4119695	565.8418922	516.6622489	523.8082014	666.6880511	854.0378556	1099.11405	1373.776402	1734.880528	1973.40786	2539.377724	708.3688272
Namibia	158.906707	126.0219014	126.2345886	187.0093605	208.6555316	372.6610919	467.4245637	447.6551599	499.3721907	579.2659219	696.4169243	952.0874262	1081.866319	1328.691048	1511.18572	1604.411214	2197.668675	830.6939786
Nepal	312.9087222	329.2206135	420.4105409	485.3356884	714.487048	732.1389002	697.8332128	796.4760913	1026.158618	1115.466616	1486.372773	1614.457128	1543.128354	1720.808602	2461.970909	3274.122701	4700.249995	882.2637967
Netherlands	64.94411072	93.59287052	97.04122694	97.73692706	113.3166502	138.8307266	135.3670425	156.2477906	162.978699	149.2580734	150.6478545	158.5688308	176.4144304	220.5844143	324.9001454	520.4686024	890.5958017	109.1169892
New Zealand	58.7163069	62.63232618	44.99125005	45.15153354	52.79486301	80.6943298	72.86969324	93.95974636	105.0258163	80.32048413	63.66558105	68.33777609	96.35010923	109.4988861	140.6679049	166.3291845	260.601729	102.4677224
Nicaragua	77.43814234	82.50738745	93.83478368	109.8189185	127.3151814	155.1104149	151.3743014	169.5913134	186.3978889	215.6653107	249.1971271	367.3144276	464.0682665	588.9568917	822.1179362	938.4124009	1011.989768	256.7153765
Niger	395.9682984	270.1762142	263.1967823	274.4768152	325.3940526	411.8392366	533.9195937	679.9825754	684.8006897	582.4570266	541.6112521	670.8491467	861.3689228	1095.238789	1451.526677	1711.051542	1921.084643	1238.55397
Nigeria	526.1523066	290.2590809	260.6326148	250.7095656	287.9887329	387.8422254	444.4895863	444.6694242	470.7486006	392.5267175	348.9957196	408.8639121	486.9395598	598.0023484	798.2581428	859.4445028	907.4436446	886.2968591
Democratic People's Republic of Korea	273.1610485	229.2138678	253.2253855	264.776774	378.0986518	381.4519552	339.7677075	355.5979866	370.4948339	297.0396737	321.3702005	371.3806188	462.0256635	629.1862974	934.4308194	1377.745624	2124.065266	380.8896377

Country		2000	2001	2002	2003	2004	2005	2006	2007	2008	2009	2010	2011	2012	2013	2014	2015	2016	
Republic of Korea		188.2506954	207.431991	235.2588656	208.3272512	243.1903096	362.8534554	254.2475994	363.4258477	344.4937226	312.0885695	331.5603854	476.5445247	636.9077125	1131.300323	1730.538303	3395.533154	2681.167297	373.4678228
Northern Mariana Islands		104.1098471	121.1171299	122.9890334	117.3864881	133.7631378	159.0804482	147.2993207	158.4714991	173.8802261	164.0071517	173.9994959	186.5939076	208.0292388	277.1413105	437.0231694	633.4292769	1095.60435	135.9249032
Norway		201.5144192	122.4139398	124.6768852	120.1895466	139.0473986	175.5342929	170.0307563	267.8683557	424.778731	395.5481362	489.3995699	584.2455417	756.5604254	951.0711324	1098.64648	1213.503971	1503.950137	350.3633144
Oman		664.8291051	633.2810055	713.5706318	752.9402423	912.5559018	1044.534193	1007.333671	1072.846524	1318.892168	1266.970344	1499.905347	1663.414829	1675.888533	1651.22853	1781.913673	2150.820804	3189.717974	1341.419448
Pakistan		92.68535939	83.85034505	102.3811771	115.2689946	163.9520293	215.6316514	187.6287283	232.5853812	237.259813	203.9609238	176.018298	219.7523986	239.1500408	292.6856852	376.6014268	480.5092889	650.2572992	219.7967512
Panama		160.3720827	218.6664995	236.4196633	265.1979007	287.0600521	319.8751255	279.9397016	270.7769384	279.1220221	189.0521564	210.7835542	279.7541784	360.7056554	446.3465667	663.6758139	750.3629526	991.0835626	371.1130673
Papua New Guinea		277.1730125	341.8004498	368.9996666	335.2739764	391.3094458	425.9424863	651.2591823	613.5986724	688.6844982	573.5167647	667.791718	896.5601638	1226.243619	1414.020692	2059.247131	2219.325946	2359.860631	711.8858019
Paraguay		244.8705917	233.9462958	240.3083305	251.0568629	295.8384275	322.6512603	351.9479964	351.5573674	346.574588	355.5037893	380.1264131	532.4081189	721.663651	1072.090162	1661.506356	2192.697042	2738.155628	448.9439041
Peru		154.4457038	141.4971447	129.7088928	130.3753267	168.6021517	261.0305472	298.6192034	237.1125163	255.1663755	292.5649205	331.6445133	490.0994751	622.6214833	709.5369691	1013.85109	1421.263179	1895.55976	342.7344787
Philippines		180.6719594	185.3580106	216.730524	236.3018733	252.0491382	317.7323077	309.1748347	361.0615569	381.6671401	384.4553152	461.5363188	600.9061481	882.1418886	1457.883544	2256.80752	3522.356099	4335.175599	411.276499
Poland		155.4218658	136.2752442	137.7500826	148.9136411	190.2536914	193.1509021	185.3156271	236.7520687	252.8959608	201.3260721	73.59927467	59.35088427	59.00725542	64.45551035	104.0292394	114.6467828	136.0866557	195.9808068

Portugal	83.74897029	118.2007957	121.8957095	116.715821	137.197868	163.9586082	155.6053678	175.8454488	181.2573704	161.1990873	157.5080169	164.4450284	190.558166	246.2104242	343.0416105	453.7078302	730.6453918	136.4520146
Puerto Rico	167.0507448	117.4393023	130.5976801	183.1424127	215.3332988	237.8171648	218.9928419	264.2128531	256.253145	216.8227652	167.423188	193.1402399	258.665015	324.3587382	462.7540285	651.3446929	858.2261539	218.8458748
Qatar	111.3810073	73.8869645	78.97706509	83.75539527	103.7913631	131.723858	125.4439786	112.8743874	111.5633931	84.83003114	77.64089619	82.52755964	100.5707533	111.6418104	125.4927885	131.2182243	107.3189715	127.612425
Romania	134.390937	115.0603901	124.3082636	137.008557	194.9727331	191.9900211	182.2750665	231.8107222	249.234109	203.1964825	62.88380888	49.71322085	52.97719548	62.42715818	111.8076588	128.127119	131.5601703	210.83031
Russian Federation	98.91423843	81.77028872	100.4715499	120.2417944	187.4456726	200.4514838	268.3818817	261.1508501	296.5094922	261.7034273	227.4188738	166.4156321	171.195765	316.5479767	457.0489518	396.1740912	236.1439574	166.2407246
Rwanda	285.4351785	222.1357401	248.4239573	303.7983397	281.5628355	322.0371044	617.8827566	625.6051095	804.9468904	872.2030555	1071.675682	1394.211238	1929.991711	2484.174694	3518.213304	4270.020609	4409.180484	940.9740176
Saint Lucia	331.1779751	276.4174283	279.4191556	308.136805	377.7803907	423.243028	425.3358054	469.1783575	482.5071136	430.0760669	343.2744926	416.170658	489.4123043	613.9395456	966.1757969	1506.756887	2201.704431	460.4550062
Saint Vincent and the Grenadines	325.128055	297.3425098	319.1873042	361.3870211	456.3393448	527.4713075	538.571374	604.4010635	623.8620442	576.3979621	536.8014354	688.609237	868.0225457	1138.451787	1711.973901	2449.820529	3159.123256	604.7399359
Samoa	201.7065479	186.9451086	210.5388114	207.9672856	285.1035522	308.1153981	298.7530895	320.1600789	426.2608618	447.5374366	565.0247366	693.6776129	961.5545922	1321.182944	1968.570228	3306.445057	2410.263216	439.2208091
Sao Tome and Principe	397.272744	352.6735808	310.2481028	262.3951455	310.2323243	300.5142176	432.905006	443.2820289	474.2638872	435.1880402	438.7088518	597.8235109	828.9194445	1164.154845	1806.400032	2366.0307	2997.990257	706.2863757
Saudi Arabia	75.68652673	66.09961682	68.28290339	70.47439113	78.73573291	93.67032172	107.0455847	123.3091137	134.5788194	106.7270025	106.1717526	136.656573	164.7614828	212.7012097	309.3632775	466.4020445	662.2150497	128.6021933

	2011	2012	2013	2014	2015	2016	2017	2018	2019	2020	2021	2022	2023	2024	2025	2026	2027	2028
Senegal	701.0505351	400.6290581	361.0760654	330.1312206	391.8486086	503.1933314	855.4841331	832.8759015	803.3236101	595.7793813	504.8574155	579.6517448	704.430237	908.8984855	1243.196185	1440.590575	1579.009386	992.1823531
Serbia	142.8293079	115.7991428	128.3846326	142.1021443	197.1953652	195.4370813	186.6943203	246.0717003	254.0746649	201.8117914	68.30846052	56.24856475	59.29905165	77.15653533	130.9407517	154.0344376	172.9312702	196.4984733
Seychelles	123.8818683	148.7262794	161.1724232	177.7386101	201.5849128	276.4636205	286.5176583	284.304814	307.1073232	341.565372	405.0036059	469.8668316	641.385991	821.3723099	1071.657986	1346.718612	2044.482567	298.7519567
Sierra Leone	313.9123365	308.2168113	301.0712267	293.7552494	324.2264931	315.5146409	609.8555409	637.9059879	710.6587175	657.7527926	607.2145194	760.1681725	1025.117957	1379.393597	1854.100095	2300.072811	2613.208152	1519.083927
Singapore	100.2380127	110.083713	94.94092856	101.6711563	105.3025352	145.7702304	127.7320103	124.7353731	138.7412033	100.8698438	100.119168	133.5660602	138.5174348	141.45853	167.0361938	138.5598453	165.437682	120.7323362
Slovakia	121.0943329	92.50490825	98.98048711	109.689644	164.0237545	163.4097293	154.783885	196.117897	214.6371003	168.8870364	59.35612597	49.28985735	51.77529078	62.11522711	104.0647651	113.871294	111.2626326	161.8060657
Slovenia	98.54586173	96.76732143	80.85203439	85.3590122	121.7426209	125.09289	113.7658082	151.7244905	160.3038276	122.565472	42.10310614	33.86674628	33.27672397	38.17991683	62.07799443	63.65491262	62.80059146	126.672416
Solomon Islands	276.101826	333.883831	377.6716898	386.345854	506.1563205	504.1010302	664.5397314	697.7706199	756.6466146	639.9093207	766.6283107	1027.742702	1576.071621	2054.463945	2984.778343	4027.337413	2921.252625	786.7839347
Somalia	958.4645779	1022.26124	1142.182105	1299.099792	1313.145136	1540.795075	2005.973194	2473.186494	2967.386626	2993.313944	3233.70488	3940.781524	5295.29876	6204.215412	8157.423898	9489.367022	8388.480775	3205.091575
South Africa	251.035609	201.1955498	193.7219909	163.178475	248.1670721	472.6968471	437.9176874	467.7875881	372.8202481	415.3810874	466.0268639	470.8473318	475.8588886	689.4048141	839.7213442	971.7678558	1359.426699	575.020018
Republic of Korea	158.5134225	201.1138344	169.6534618	150.1424403	166.0271432	203.3204712	195.8483641	136.7468427	147.9683533	110.1963298	111.1690972	138.3449811	159.7755628	179.3321493	261.2846866	402.933197	667.3578518	170.5115524
South Sudan	445.2650654	335.1378221	361.0406539	432.4008955	431.1673217	493.7240644	928.4415573	1088.673227	1330.472077	1303.92316	1495.957016	1985.847555	2811.85605	3533.456614	4700.933726	5760.515369	5856.106614	1957.387624
Spain	82.55136752	99.82920163	95.73358241	92.93560519	108.1820552	133.6037787	122.5122727	143.4925241	153.5898392	137.9732686	125.2850036	139.6011423	150.6617842	180.7371779	241.177918	338.9036223	581.6741287	125.3678729

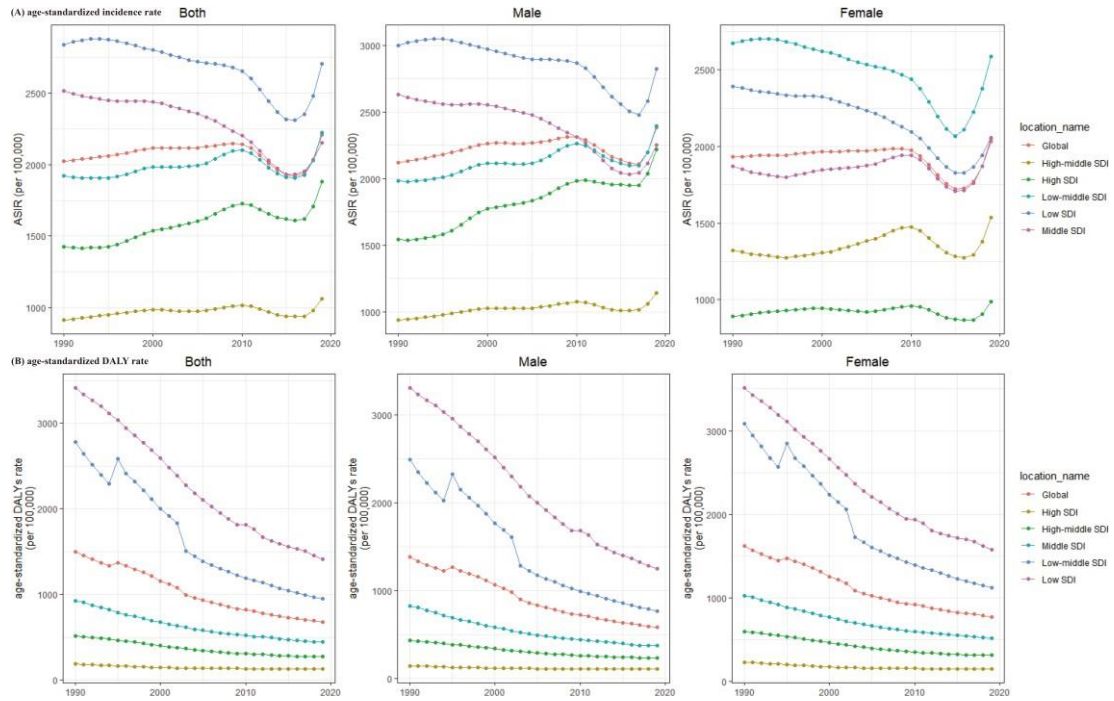
Global Economic Indicators: GDP (Current Prices)																			
Country		GDP (Current Prices)																	
Year		2018	2019	2020	2021	2022	2023	2024	2025	2026	2027	2028	2029	2030	2031	2032	2033	2034	
Sri Lanka		282.7648153	309.9768043	363.7025173	383.3623515	441.9354758	480.6471599	454.4286011	449.7298038	413.6476684	374.8806297	424.3638871	452.6217588	485.5997301	570.035851	707.5633236	785.4771293	1042.197649	417.8432852
Sudan		255.9909893	240.6230102	231.986499	237.0587461	295.263088	394.1129565	416.56033	396.5359189	385.5986404	327.7719895	341.2632767	415.6744447	472.184145	590.0781966	782.7688122	917.8354982	1159.626508	605.2359796
Suriname		276.4698374	231.8619927	231.64973	262.8294627	335.5792706	479.1569527	460.5541118	514.7093423	537.0857478	465.5316603	365.7879242	416.0664777	498.0343381	594.4501688	815.2425452	969.5677788	1153.467778	502.8481614
Eswatini		169.5558871	146.6397565	157.3258049	191.437817	196.589658	408.1765475	436.245947	502.9915881	552.4104239	612.0238153	710.6726925	809.6317708	880.7941095	1150.241249	1342.102772	1474.314023	1959.329563	847.2122805
Sweden		89.86408983	112.881542	115.2627914	109.2873542	120.2850796	142.9577282	134.8673167	151.5945085	159.1356815	144.8846195	148.9140784	146.9576626	161.5080028	206.7224961	296.2704254	387.8734313	657.6020149	123.0343137
Switzerland		64.82489012	93.1505933	89.62596192	87.29181787	101.3807392	124.418816	118.5217962	139.4182334	145.8134764	132.4220108	133.1346663	142.2593341	154.099524	187.0326525	247.82898	378.9659613	628.8192382	103.4330012
Syrian Arab Republic		254.563907	205.806739	180.9174378	185.3082549	250.660088	293.058986	275.3294529	268.7005143	250.3039898	205.6873258	209.2692442	249.2152099	259.7896322	277.5547077	354.2452851	342.7362401	433.2496438	337.8179484
Taiwan (Province of China)		84.57382867	124.3910297	114.3241223	110.3794557	172.7406187	175.9708014	149.9893875	151.4659531	161.6780077	134.0566231	143.6772178	154.9858461	170.3984687	199.5107714	263.4412798	291.9103527	354.5029332	141.6129726
Tajikistan		245.6627208	262.2680807	297.264263	321.0857218	372.4743631	472.2739554	452.832766	420.6932019	487.9052643	419.301128	440.0712242	494.9497249	449.0161529	577.4313853	778.5465707	712.5115169	429.3619021	438.3031024
United Republic of Tanzania		526.7187283	375.6769024	350.9358059	344.9605185	338.5031044	443.1409902	821.1955615	805.8342071	985.76903	1016.462822	1151.625239	1536.55792	2182.992192	2865.071026	3837.807967	4575.841166	4195.602125	1297.115586

Thailand	75.46452335	90.834479	103.9481274	116.6631232	156.3040317	150.7907533	145.6891606	169.1853411	214.3001346	263.1920911	279.4060873	306.4147747	373.0028338	473.3697934	631.5490089	769.3711575	1223.869986	191.933887
Bahamas	358.3541744	293.3791571	304.313195	313.5721196	384.3195793	444.6229753	421.9264965	469.4243638	479.6714086	407.8526377	320.6914134	351.5458503	398.2646911	474.7632469	643.5748318	814.8919218	971.9210223	439.7501709
Gambia	593.8503216	442.1513584	493.2886943	474.8413156	479.4629593	628.126756	1013.596639	937.691328	917.5919946	704.7906423	662.9460445	872.2342639	1199.82178	1601.781319	2395.154486	2922.392577	3114.337486	1242.077558
Timor-Leste	277.9128897	193.7460259	179.0712661	192.2989935	222.4143533	287.2011642	383.1540676	425.8830068	469.9469825	591.8845293	798.9658169	1093.495653	1628.70544	2425.550514	3539.586371	4853.742192	6995.868644	690.2497912
Togo	318.8990083	295.3832378	295.6453741	306.0921963	337.6282787	314.8166089	652.3890856	701.8395864	771.933779	664.8069304	599.4494154	734.8529978	975.7037764	1263.465384	1716.836421	2069.588129	2195.702714	849.8438305
Tonga	204.7614499	291.0743701	366.5326628	364.0438141	434.1212996	484.7572382	483.7601447	525.546003	603.7898973	480.113952	565.5285721	698.0268219	960.6493961	1324.383656	2017.969095	3815.518462	3012.413465	517.4514389
Trinidad and Tobago	313.9407695	249.8592042	238.909808	268.1024608	340.2625843	391.2991163	357.2783047	407.2669057	417.3613644	349.6085372	258.8571191	303.6375498	359.6664062	485.6342366	663.8461066	843.6501347	1175.717047	393.30532
Tunisia	134.4696278	118.1698153	84.1329738	83.95986573	114.7002256	147.5775266	133.2325084	154.4550065	152.7321565	89.98937408	86.09643816	102.3477103	109.4411002	130.6706896	172.3600601	205.4634337	271.0565811	156.8921148
Turkey	192.074498	153.8820677	148.8326952	167.0628889	254.6492502	216.105837	159.243087	190.5250293	192.6316064	147.7100798	160.0541676	228.034051	288.3257387	396.5802118	636.9535498	846.2397862	1123.145544	240.314327
Turkmenistan	243.4213455	206.0224301	234.9918801	257.9733708	374.4277476	398.8208085	377.6893629	360.3653517	416.225205	358.2461408	337.3939279	265.9725292	268.7258276	428.7855049	622.3275132	545.2939601	318.2053871	361.9608625
Uganda	207.1520802	194.5157031	203.3548262	225.3942087	242.2695842	269.5379156	572.8802703	664.4775472	824.6357735	867.3553661	1040.25968	1327.036438	1865.648832	2382.48368	3198.038426	3927.060191	4012.147569	940.2513675
Ukraine	95.00268686	78.77450983	96.97041646	104.8492701	146.1546255	137.3002219	145.4858508	144.4772206	169.1426109	148.2251585	162.4801986	145.324726	156.5682912	311.4118277	472.6101675	405.0775014	213.7301362	154.4327871

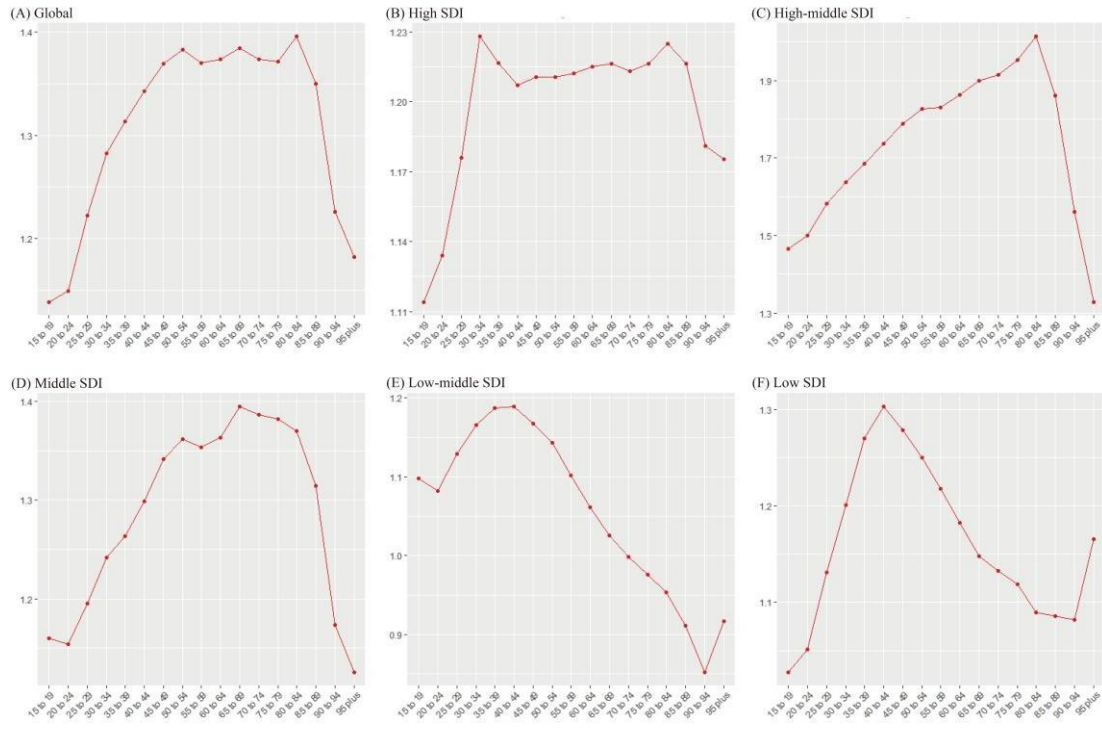
Country		2010	2011	2012	2013	2014	2015	2016	2017	2018	2019	2020	2021	2022	2023	2024	2025	2026	2027
United Arab Emirates	2010	216.7102761	252.4908938	138.0936572	113.3356069	199.6138251	154.2245776	149.1499684	147.6331977	155.4885043	128.4289676	126.5160471	124.9815195	131.3599295	198.1902943	312.2661458	472.4662797	853.9480243	235.8959064
	2027	216.7102761	252.4908938	138.0936572	113.3356069	199.6138251	154.2245776	149.1499684	147.6331977	155.4885043	128.4289676	126.5160471	124.9815195	131.3599295	198.1902943	312.2661458	472.4662797	853.9480243	235.8959064
United Kingdom	2010	106.7906117	142.6588067	136.6900961	125.3770514	135.0891318	176.4550317	150.7909586	174.7323338	161.4695175	139.5091098	139.8287853	126.4963851	116.7474404	136.1952366	164.1597065	171.2577814	220.1742892	160.707775
United States of America	2010	99.84894367	62.84179257	66.41302912	70.15864806	116.7805666	170.6858404	146.4284753	125.8813741	140.608259	135.9264524	138.9064382	167.5501916	225.7430898	275.3534546	358.47538	493.4594043	792.541034	112.2257913
Uruguay	2010	85.22831184	97.09140606	111.1313159	109.5934585	141.3332347	164.1772438	173.8656407	140.3063963	153.3179416	176.0251231	205.8361014	241.8349219	364.8926703	511.4485737	836.3906811	1037.814724	1420.50035	209.6293812
Uzbekistan	2010	467.3646832	441.0389012	517.5442431	557.4659253	686.7694117	611.3765816	613.420162	553.0021445	594.7629475	513.0324036	484.6011991	316.2775118	276.0253085	428.2691218	623.5502956	565.0470828	429.2655797	649.1249015
Vanuatu	2010	389.0991926	510.2655787	588.3950774	586.5447947	671.8474442	769.0508382	781.1040166	748.5968361	791.7798458	667.988159	778.1217291	1009.591938	1511.33023	2101.885497	3419.788804	5405.676128	4171.250841	815.5710476
Venezuela (Bolivarian Republic of)	2010	106.2599473	89.42704764	92.84885983	103.2884185	142.5893387	162.1299563	155.4929447	163.1435889	184.4933643	200.9682523	210.9576688	291.2099583	356.3497001	421.2045353	556.1481876	550.9471433	661.2673838	234.6624853
Viet nam	2010	137.6658864	133.7562183	144.8236247	143.2104971	211.5859504	209.7552515	189.2842188	221.4054061	261.3147033	286.7119214	360.3889593	410.737246	498.9788601	629.4265227	858.64089	890.5072797	967.5599067	259.4386561
Virginia	2010	102.8655009	59.48816713	65.99309127	71.27827609	102.3685134	178.4182921	148.1021305	131.5385506	145.236791	141.51719	145.9868008	178.7840092	244.041646	315.2366024	412.6210039	572.0496046	953.8312805	113.94228

Yemen	587.6280811	634.7769991	660.7355902	711.4107387	708.3086708	824.5383852	1096.626056	936.0571409	701.3674052	513.6690661	519.2168347	630.1956556	756.3599316	963.3399629	1316.960425	1612.640333	2102.30683	1162.776328
Zambia	974.1685678	514.3090229	511.0735862	998.2524169	621.1130102	486.7471921	1576.507822	1867.198394	1722.341539	1476.569851	1397.562262	1887.860533	2554.261887	3170.580895	4538.088918	5446.286874	5172.464698	1680.736065
Zimbabwe	341.0259284	294.6538583	324.2174343	400.1151661	421.1752785	850.8180397	1073.978997	1259.94449	1423.422968	1736.436449	2031.051541	2657.844382	2961.350674	3511.172303	3700.231041	4314.650513	6347.972436	1604.121754
Monaco	64.85829697	88.98549519	85.67980123	82.32753771	92.18441704	117.7181091	112.0009226	125.4013253	128.5546407	118.2942698	120.3847215	118.1797669	124.2278031	147.2470629	187.2529186	217.2432641	309.7577573	95.9545281
San Marino	64.85873808	90.67931295	88.26813219	85.5201948	96.80167305	124.6251101	117.4169504	133.99829	138.8617831	126.7372151	130.5969775	131.596283	142.6148661	178.2150644	247.2226906	326.2544468	548.6270094	101.6358285
Saint Kitts and Nevis	286.526842	239.30655	225.9321031	247.443526	319.6631943	375.0862184	383.4168414	484.2667219	532.3040879	549.9848798	589.5436678	786.2933914	999.4429828	1257.041107	1726.185178	2372.196788	3171.931191	491.3269501
Cook Islands	190.7849437	208.8877654	241.9965363	218.6929998	256.7788455	313.1663469	270.8827909	306.2572198	344.3086837	265.3221743	279.6551257	317.6454624	354.5216814	445.5596914	563.3908594	771.9659996	708.6037385	302.1137128
Nauru	237.0863158	294.6159035	328.8884124	321.3411387	393.5493001	461.4832544	456.7578675	495.8704696	557.8456992	470.0189423	590.6632271	755.4318843	1059.661872	1089.315639	1933.980216	3793.322823	2952.411475	612.9238023
Niue	212.3795997	233.556885	256.0427152	244.4960589	284.8727768	344.5267983	324.6238495	357.1961609	394.0546267	314.6449531	396.8979266	507.9916689	710.6833825	1012.288935	1575.734607	2880.966428	2165.832087	446.1832031
Palau	212.5854969	208.3926542	225.5985352	210.2376601	244.3561825	306.3020202	283.4470772	312.4251517	372.5563409	269.4495268	315.3021136	366.3993678	475.3271428	664.8901664	929.9879864	1471.906626	1172.024136	342.2907486
Tokelau	215.7553709	297.2663813	286.1475453	303.9275473	313.9980648	453.9520014	393.2772823	450.3220262	524.4100156	363.5653142	482.0712435	526.662085	843.1619395	1097.407674	1801.372253	3060.968948	2221.855907	476.8852441
Tuvalu	348.7268204	353.9542776	379.5318118	368.4757658	442.8874246	515.2364176	503.1154504	553.5149532	627.3693907	513.8607429	608.1001289	780.7514725	1090.287091	1563.95951	2412.7203	3987.28991	3012.532064	608.0609794

**Supplementary Figure S1.** The change trends of age-standardized nutritional deficiencies incidence, and DALY rate among different SDI quintiles and gender from 1990 to 2019. **A** – Age-standardized incidence rate (ASIR). **B** – Age-standardized DALY rate  
 DALY – disability adjusted life-year.

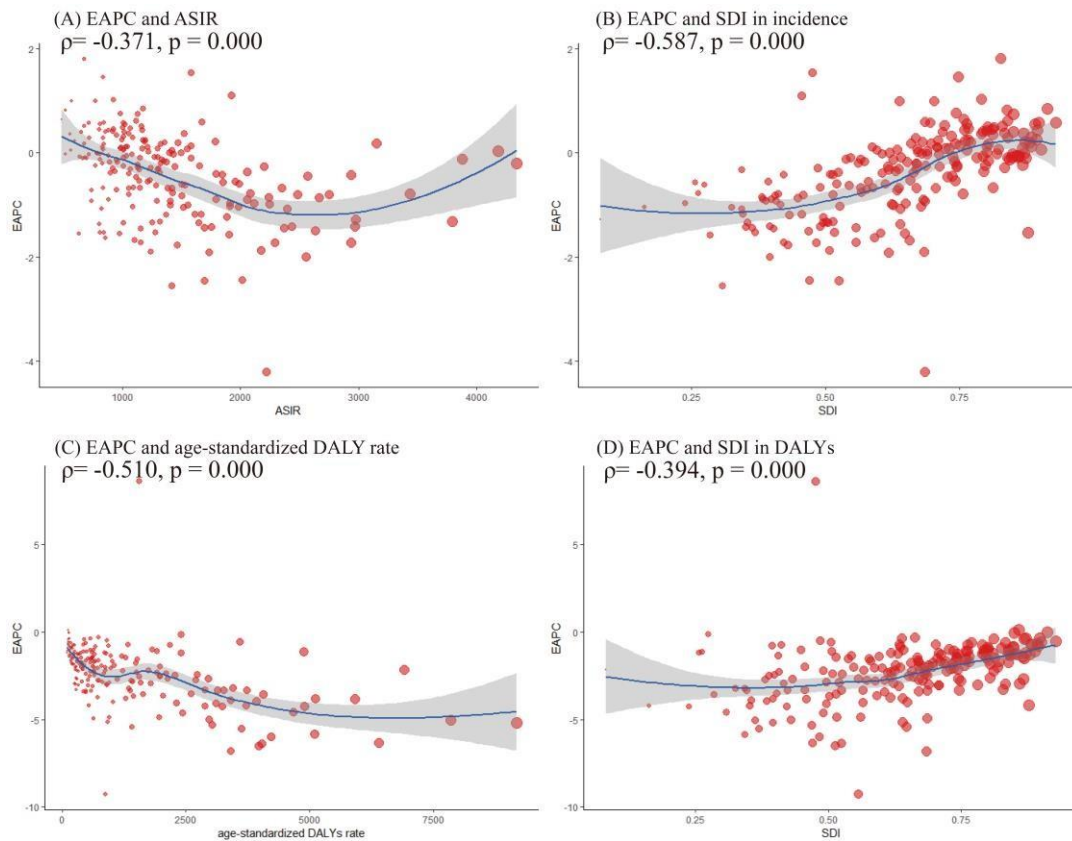


**Supplementary Figure S2.** The ratio of male to female incidence among different age groups in 2019. **A** – Global. **B** – High SDI. **C** – High-middle SDI. **D** – Middle SDI. **E** – Middle-low SDI. **F** – Low SDI  
SDI – socio-demographic index.  
SDI – socio-demographic index.



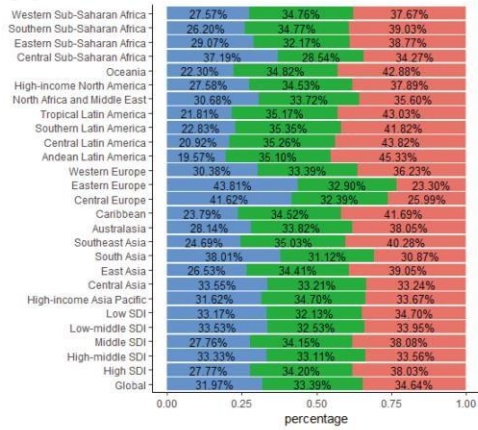
**Supplementary Figure S3.** The correlation between EAPC and nutritional deficiencies age-standardized rates in 1990 and SDI in 2019. The circles represent countries that were available on SDI data. The size of circle is increased with the cases of nutritional deficiencies. The  $\rho$  indices Pearson's correlation coefficient and  $p$ -values were derived from Pearson's correlation analysis. A – EAPC and ASIR. B – EAPC and SDI in incidence. C – EAPC and age-standardized DALY rate. D – EAPC and SDI in DALYs

EAPC – estimated annual percentage change, SDI – socio-demographic index, ASIR – age standardized incidence rate, DALY – disability adjusted life-year.

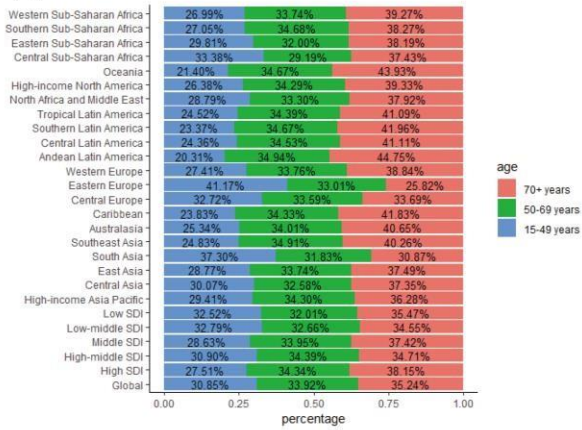


**Supplementary Figure S4.** The incidence and DALY rates of nutritional deficiencies in different age groups. **A** – incidence in 1990. **B** – incidence in 2019. **C** – DALY rate in 1990. **D** – DALY rate in 2019  
 DALY – disability adjusted life-year.

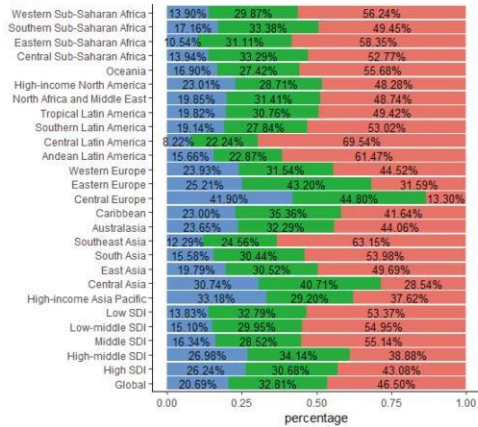
(A) incidence in 1990



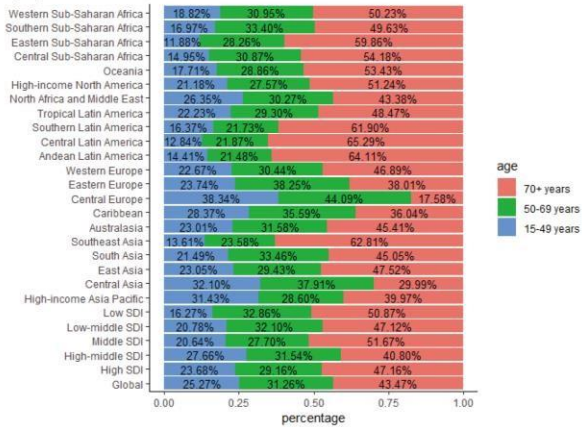
(B) incidence in 2019



(C) DALY rate in 1990

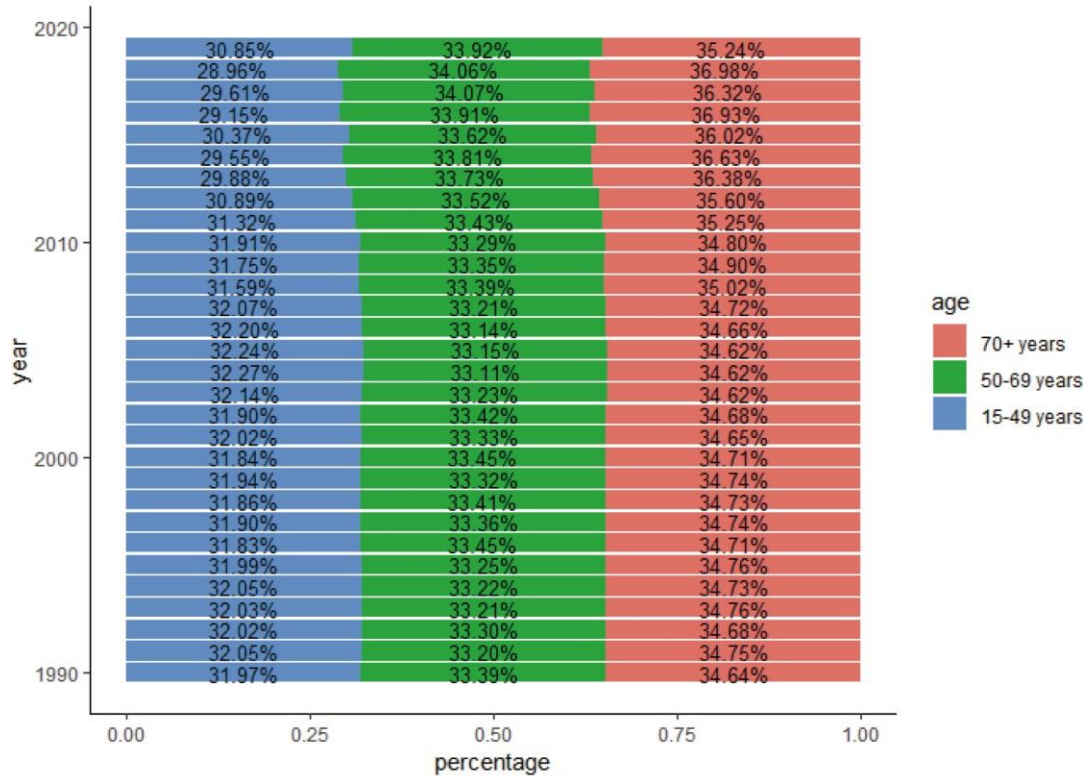


(D) DALY rate in 2019

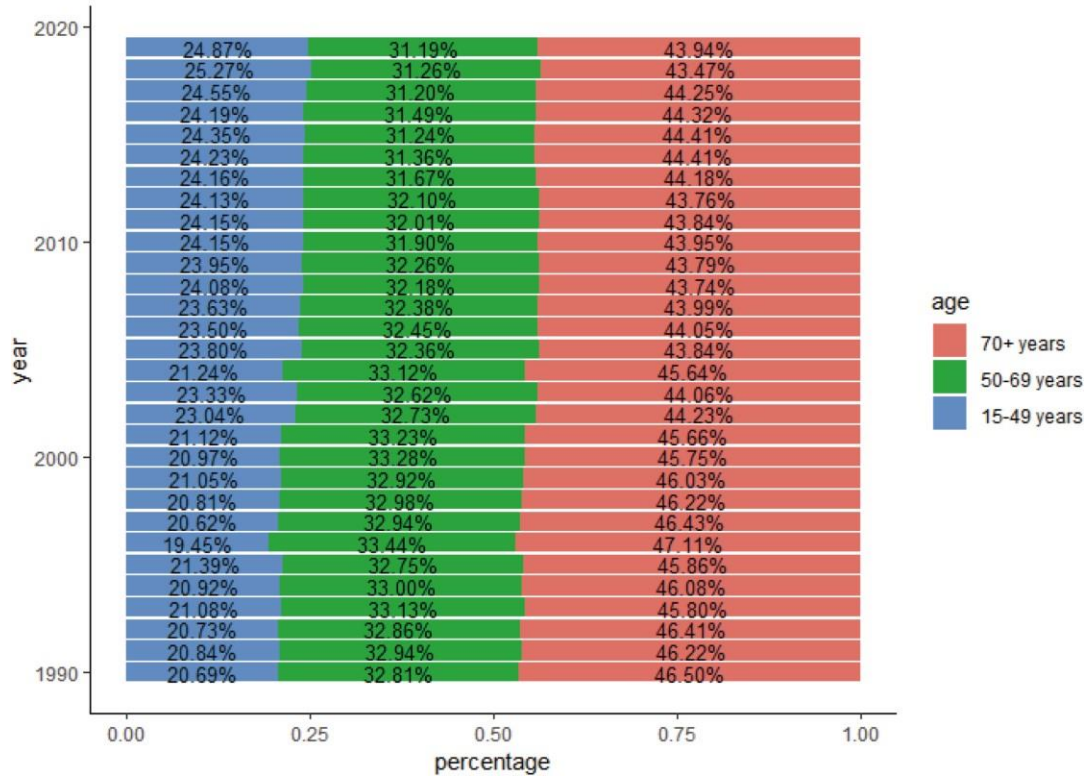


**Supplementary Figure S5.** The proportion of different ages in nutritional deficiencies incidence (A) and age-standardized DALY (B) by years  
 DALY – disability adjusted life-year.

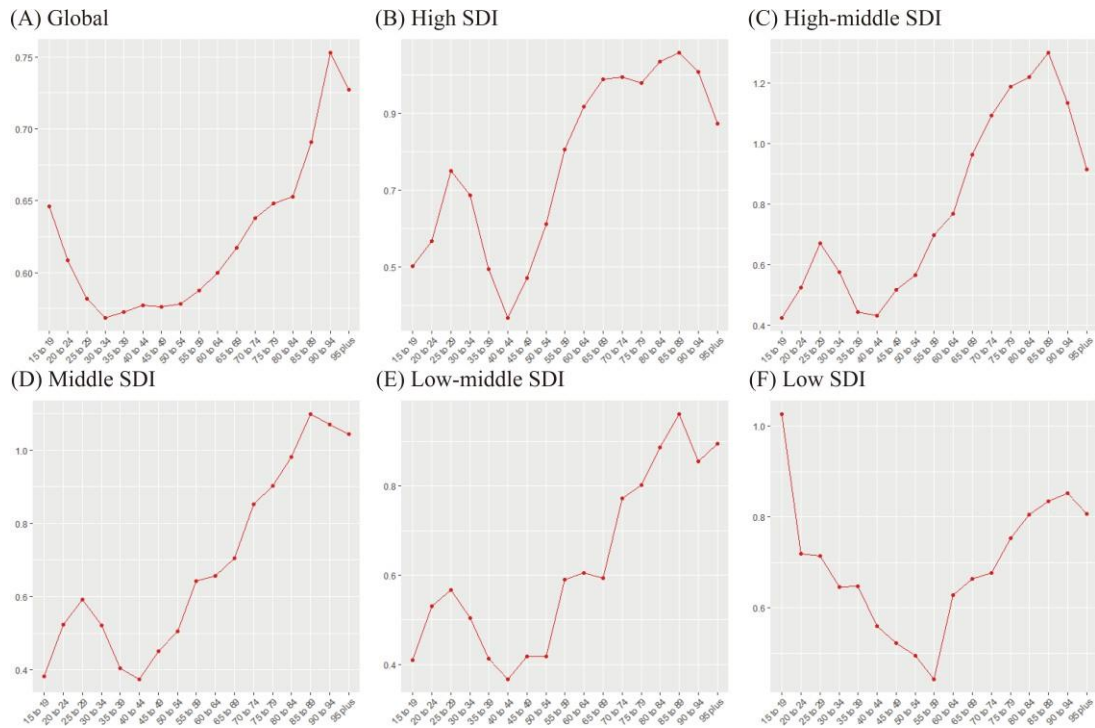
**(A) age-standardized incidence**



**(B) age-standardized DALY rate**



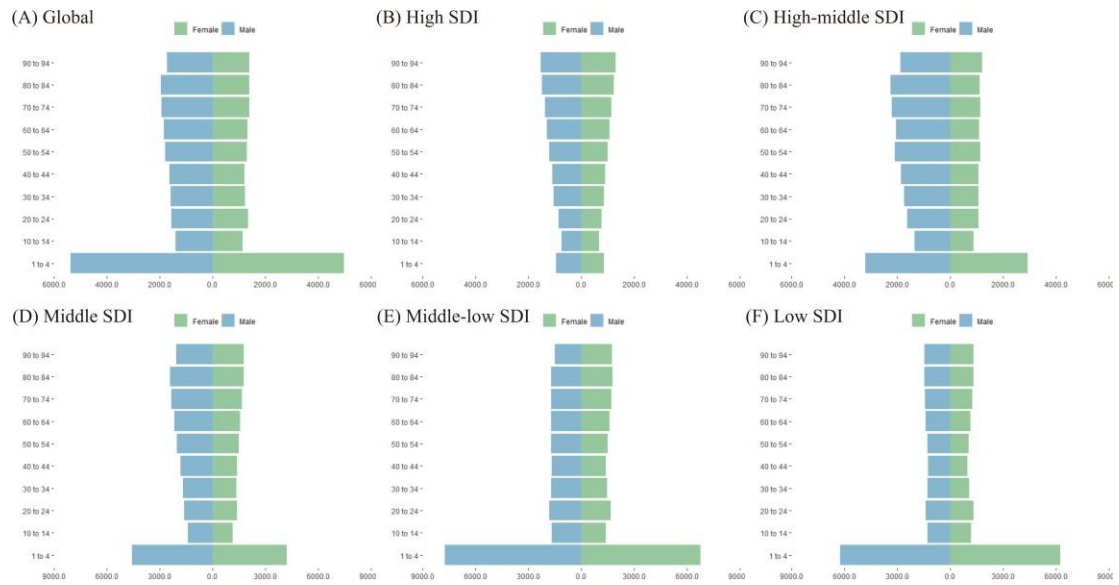
**Supplementary Figure S6.** The ratio of male to female age standardized DALY rate among different age groups in 2019. **A** – Global. **B** – High SDI. **C** – High-middle SDI. **D** – Middle SDI. **E** – Middle-low SDI. **F** – Low SDI



SDI – socio-demographic index.

**Supplementary Figure S7.** Distribution of different ages in nutritional deficiencies incidence in global (A), high SDI (B), high-middle SDI (C), middle SDI (D), middle-low SDI (E), low SDI (F)

SDI – socio-demographic index.



**Supplementary Figure S8.** Distribution of different ages in nutritional deficiencies DALYs in global (A), high SDI (B), high-middle SDI (C), middle SDI (D), middle-low SDI (E), low SDI (F)

SDI – socio-demographic index.

