Appendix

Macroeconomic Burden of Colorectal Cancer in Low- and Middle-Income Countries: Estimates and Projections to 2050

Catalogue

Supplemental Methods 1

1. Definition of core indicators 1

2. Data sources 1

3. Study population and country harmonisation 1

4. Economic valuation framework 1

5. Transfer of the value of a statistical life 2

6. Conversion of VSL to VSLY 2

7. Estimation of country-level welfare loss 2

8. Discounting of welfare losses 2

9. Sex-specific and income-group aggregation 3

10. Correlation analysis 3

11. Sensitivity analyses 3

12. Uncertainty propagation 4

13. Country harmonisation and reproducibility 4

References 4

Supplementary Figure S1. Geographic distribution of discounted and undiscounted VLW and VLW-to-GDP ratios for CRC across 122 LMICs in 2050, IE = 1.0. A: undiscounted VLW; B: discounted VLW; C: undiscounted VLW-to-GDP ratios; D: discounted VLW-to-GDP ratios. 5

Supplementary Figure S3. Geographic distribution of discounted and undiscounted VLW and VLW-to-GDP ratios for CRC among men across 122 LMICs in 2023 (IE = 1.0). 7

Supplementary Figure S4. Geographic distribution of discounted and undiscounted VLW and VLW-to-GDP ratios for CRC among women across 122 LMICs in 2023 (IE = 1.0). 8

Supplementary Figure S5. Top 15 LMICs with the highest projected percentage increase in DALYs attributable to CRC from 2023 to 2050. 9

Supplementary Figure S6. Sensitivity analysis of discounted and undiscounted CRC economic burden across LMICs by sex under alternative IE assumptions. 10

Supplementary Figure S7. Sensitivity analysis of discounted CRC economic burden across LMICs by income group under alternative IE assumptions. 10

Supplementary Figure S8. Geographic distribution of discounted and undiscounted VLW and VLW-to-GDP ratios for CRC across 122 LMICs in 2023 (IE = 0.5)..... 11
Supplementary Figure S9. Geographic distribution of discounted and undiscounted VLW and VLW-to-GDP ratios for CRC across 122 LMICs in 2023 (IE = 1.5)..... 11
Supplementary Figure S10. Correlation between discounted and undiscounted VLW-to-GDP ratios with GDP per capita across LMICs in 2023 and 2050, IE = 0.5..... 12
Supplementary Figure S11. Correlation between discounted and undiscounted VLW-to-GDP ratios with GDP per capita across LMICs in 2023 and 2050, IE = 1.5..... 13
Supplementary Table SI. Estimated discounted and undiscounted VLW and VLW-to-GDP ratios for CRC across 122 LMICs in 2023, under the IE = 1.0..... 14
Supplementary Table SII. Estimated discounted and undiscounted VLW and VLW-to-GDP ratios for CRC across 122 LMICs in 2050, under the IE = 1.0..... 78
Supplementary Table SIII. Spearman correlations between GDP per capita and CRC-related VLW-to-GDP ratios across LMICs, under the IE = 1.0..... 131
Supplementary Table SIV. DALYs, discounted and undiscounted VLW, and VLW-to-GDP ratios for CRC across LMICs by income group and sex in 2023 under the IE = 0.5 scenario..... 134
Supplementary Table SV. DALYs, discounted and undiscounted VLW, and VLW-to-GDP ratios for CRC across LMICs by income group and sex in 2023 under the IE = 1.5 scenario..... 136
Supplementary Table SVI. Estimated discounted and undiscounted VLW and VLW-to-GDP ratios for CRC across 122 LMICs in 2023 under the IE = 0.5 scenario..... 138
Supplementary Table SVII. Estimated discounted and undiscounted VLW and VLW-to-GDP ratios for CRC across 122 LMICs in 2023, under the IE = 1.5 scenario..... 181

Supplemental Methods

1. Definition of core indicators

The value of lost welfare (VLW) framework uses disability-adjusted life-years (DALYs) as the core indicator to quantify health loss attributable to colorectal cancer (CRC). DALYs integrate years of life lost due to premature death and years lived with disability, thereby capturing overall population-level burden. Monetisation of this burden is based on the value of a statistical life year (VSLY), which assigns an economic value to each lost healthy life-year and links epidemiological burden to welfare loss.

2. Data sources

Country-specific DALYs attributable to CRC and corresponding health-adjusted life expectancy (HALE) were obtained from the Global Burden of Disease (GBD) 2023 study. Macroeconomic indicators, including gross domestic product (GDP) per capita and total GDP, were obtained from the World Bank and expressed in purchasing-power-parity (PPP)-adjusted international dollars. The transfer of the value of a statistical life (VSL) used a United States reference value, and all estimates were standardised to international dollars to ensure cross-country comparability.

3. Study population and country harmonisation

Countries were eligible if classified by the World Bank as low income, lower-middle income, or upper-middle income. Country labels were harmonised across GBD and World Bank datasets before merging, and countries without valid macroeconomic data after harmonisation were excluded. The final analytic sample comprised 122 low-income and middle-income countries **(LMICs)**.

4. Economic valuation framework

We estimated CRC-related macroeconomic burden using a VSLY framework. First, the United States reference VSL was transferred to each country according to differences in PPP-adjusted GDP per capita, assuming that VSL varies with income level. In the base-case analysis, the income elasticity (IE) of VSL was set to 1.0. Sensitivity analyses were conducted using alternative IE values of 0.5 and 1.5. Second, country-specific VSL estimates were converted to VSLY by dividing VSL by remaining healthy life expectancy, approximated as one-half of HALE.

5. Transfer of the value of a statistical life

Country-specific values of a statistical life were derived using an income-transfer function based on a United States reference value. For country i, the transferred VSL was estimated as:

$$VSL_i = VSL_{US} \times (GDPpc_i / GDPpc_{US})^{\varepsilon}$$

where VSL_US is the reference-country value of a statistical life, GDPpc_US is United States GDP per capita, and ε is the IE of VSL.

6. Conversion of VSL to VSLY

Country-specific VSL estimates were converted to the value of a statistical life year using expected remaining healthy life-years. Remaining healthy life expectancy was approximated as one-half of HALE:

$$RLE_i = HALE_i / 2$$

$$VSLY_i = VSL_i / RLE_i$$

This formulation assumes that the welfare value of a statistical life is distributed across the average remaining healthy lifespan. The use of HALE rather than total life expectancy aligns the denominator with expected healthy survival.

7. Estimation of country-level welfare loss

The undiscounted value of lost welfare attributable to CRC in country i was estimated as:

$$VLW_i^{undisc} = DALY_i \times VSLY_i$$

Relative economic burden was calculated as the ratio of welfare loss to total GDP:

$$\text{VLW-to-GDP ratio}_i = (VLW_i / GDP_i) \times 100\%$$

This specification permits comparison of macroeconomic burden across countries with different economic scales and underlies all country-level and group-level analyses reported in the main text. A 3% annual discount rate was applied; therefore, r=0.03.

8. Discounting of welfare losses

To estimate the present value of future health losses, discounted VLW was calculated using an annual discount rate r. The discount factor for year t was:

$$DF_t = 1 / (1 + r)^t$$

and discounted welfare loss may be represented conceptually as:

$$VLW_i^{disc} = \Sigma_{(t=1)}^{T} (DALY_{it} \times VSLY_i \times DF_t)$$

where DALY_it denotes the component of health loss accruing over time. Discounted VLW represents the present value of future health losses, whereas undiscounted VLW reflects the full lifetime welfare loss. The two estimates were generated in parallel to examine the influence of time preference on the magnitude of economic burden.

9. Sex-specific and income-group aggregation

Country-level estimates were produced separately for both sexes combined and for men and women. Group-level estimates were then obtained by summing country-specific values across all countries belonging to a given income stratum g (low-income, lower-middle-income, or upper-middle-income countries). The group-level VLW-to-GDP ratio was calculated using the ratio of aggregated welfare loss and aggregated GDP. This approach was preferred over averaging country-specific ratios because it preserves macroeconomic interpretability and ensures that larger economies contribute proportionately to group summaries.

10. Correlation analysis

Associations between PPP-adjusted GDP per capita and discounted or undiscounted VLW-to-GDP ratios were assessed using two-sided Spearman rank correlations. Analyses were conducted separately for 2023 and 2050 and stratified by sex and World Bank income group, as appropriate. The 95% percentile CIs were estimated using 2,000 nonparametric bootstrap resamples, with country as the resampling unit. P values were adjusted using the Benjamini–Hochberg procedure.

11. Sensitivity analyses

Sensitivity analyses were conducted by varying the IE parameter. For each scenario, country-specific VSL, VSLY, VLW, and VLW-to-GDP ratios were recalculated for all LMICs combined, for each World Bank income group, and for sex-specific estimates within income groups. The purpose of these analyses was to evaluate whether the key findings remained stable under alternative valuation assumptions.

$$\varepsilon \in \{0.5, 1.0, 1.5\}$$

12. Uncertainty propagation

Country-specific 95% uncertainty intervals (UIs) for VLW were derived by propagating the corresponding 95% UIs of DALYs through the valuation equations. For 2050 projections, 95% prediction intervals (PIs) from the ETS models were propagated into projected VLW estimates. Let DALY_i^L and DALY_i^U denote the lower and upper bounds of the 2023 DALY estimate. The corresponding VLW bounds were estimated as:

$$\mathbf{VLW_i^L = DALY_i^L \times VSLY_i}$$

$$\mathbf{VLW_i^U = DALY_i^U \times VSLY_i}$$

13. Country harmonisation and reproducibility

Country identifiers were harmonised across GBD and World Bank datasets before merging. Countries without valid macroeconomic data after harmonisation were excluded from the final analytic sample, yielding 122 LMICs. All analyses were conducted in R using reproducible analytical workflows. Reporting followed the Consolidated Health Economic Evaluation Reporting Standards (CHEERS 2022).

References

1. GBD 2021 Diseases and Injuries Collaborators. Global incidence, prevalence, years lived with disability, disability-adjusted life-years, and healthy life expectancy for 371 diseases and injuries in 204 countries and territories. Lancet. 2024;403:1989-2056.

2. World Bank. World Development Indicators. World Bank; 2023.

3. Lv W, Wang S, Duan L, et al. Estimating the global macroeconomic impact of colorectal cancer: evidence from Global Burden of Disease 2021 and value of a statistical life year framework. Int J Surg. 2026.

4. Ranganathan K, Singh P, Raghavendran K, et al. The global macroeconomic burden of breast cancer. Ann Surg. 2021;274(6):1067-1072.

5. Gerstl JVE, Blitz SE, Qu QR, et al. Global, regional, and national economic consequences of stroke. Stroke. 2023;54(9):2380-2389.

6. Chen S, Cao Z, Nandi A, et al. The global macroeconomic burden of Alzheimer's disease and other dementias: estimates and projections for 152 countries or territories. Lancet Glob Health. 2024;12(9):e1534-e1543.

7. Jamison DT, Summers LH, Alleyne G, et al. Global health 2035: a world converging within a generation. Lancet. 2013;382(9908):1898-1955.

8. Husereau D, Drummond M, Augustovski F, et al. Consolidated Health Economic Evaluation Reporting Standards (CHEERS) 2022 statement. BMJ. 2022;376:e067975.

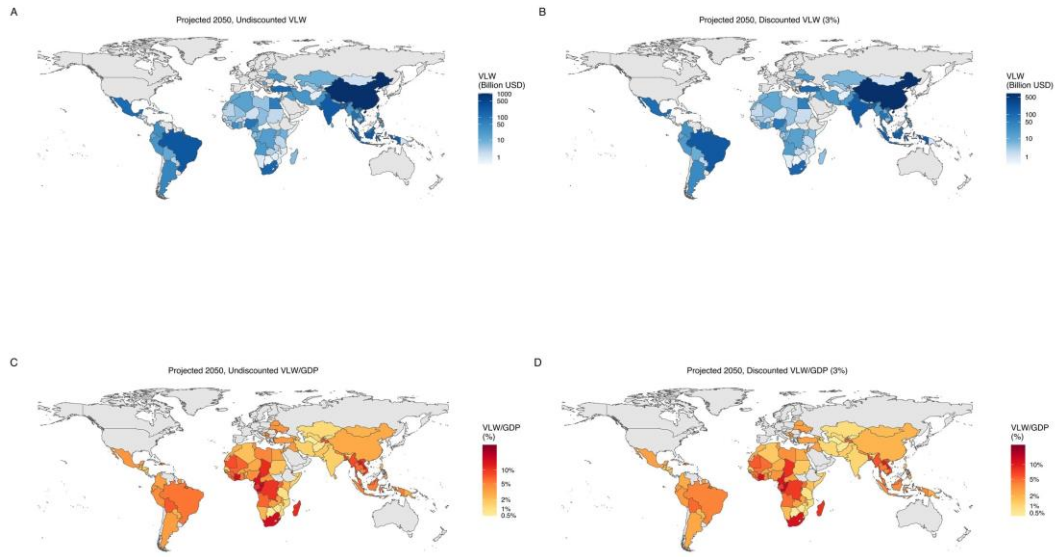

Supplementary Figure S1. Geographic distribution of discounted and undiscounted VLW and VLW-to-GDP ratios for CRC across 122 LMICs in 2050, IE = 1.0. A: undiscounted VLW; B: discounted VLW; C: undiscounted VLW-to-GDP ratios; D: discounted VLW-to-GDP ratios.

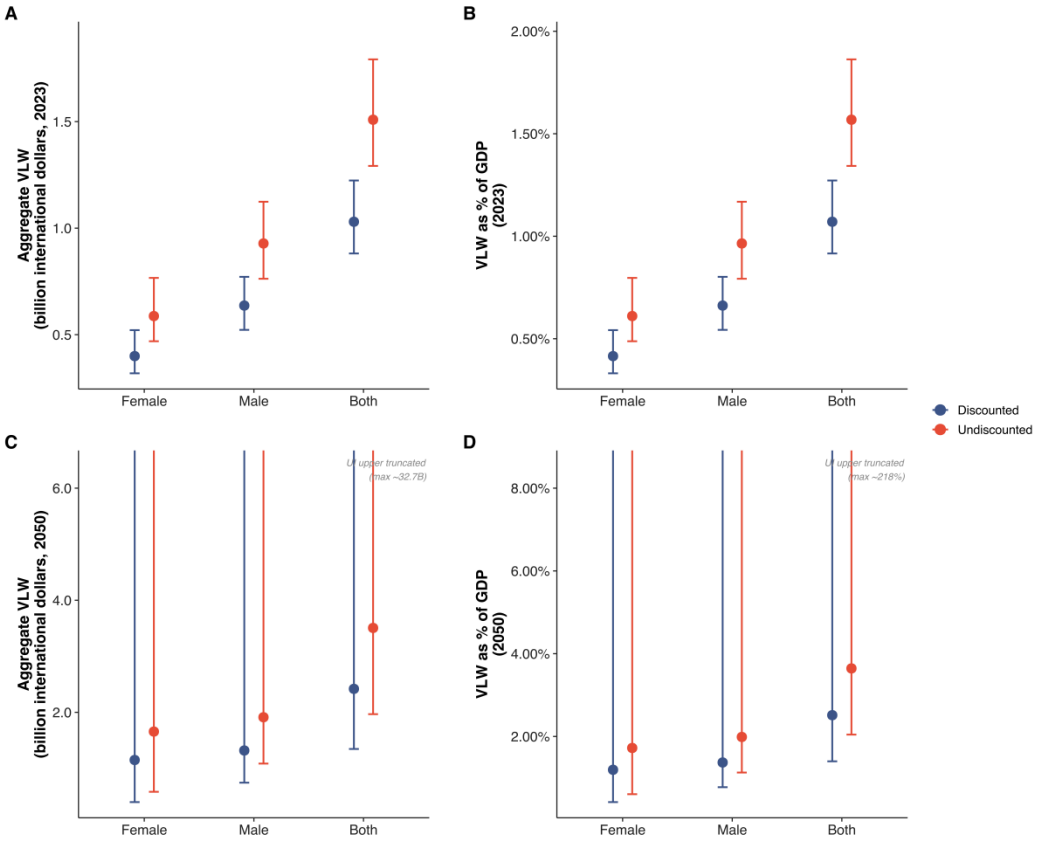

Supplementary Figure S2. Comparison of discounted and undiscounted VLW for CRC across men, women, and both sexes combined across LMICs. Panels A-B show 2023 results (A: discounted and undiscounted VLW, 2023; B: discounted and undiscounted VLW-to-GDP ratios, 2023); panels C-D show 2050 results (C: discounted and undiscounted VLW, 2050; D: discounted and undiscounted VLW-to-GDP ratios, 2050). Error bars represent 95% UIs for the 2023 estimates and 95% PIs for the 2050 projections.

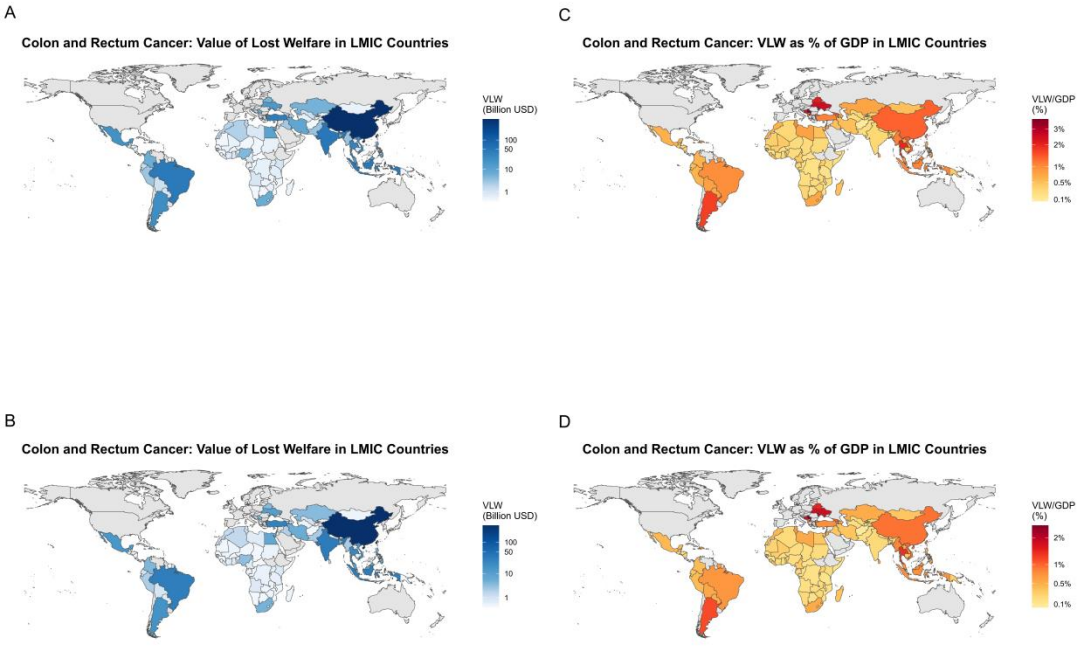

Supplementary Figure S3. Geographic distribution of discounted and undiscounted VLW and VLW-to-GDP ratios for CRC among men across 122 LMICs in 2023 (IE = 1.0).

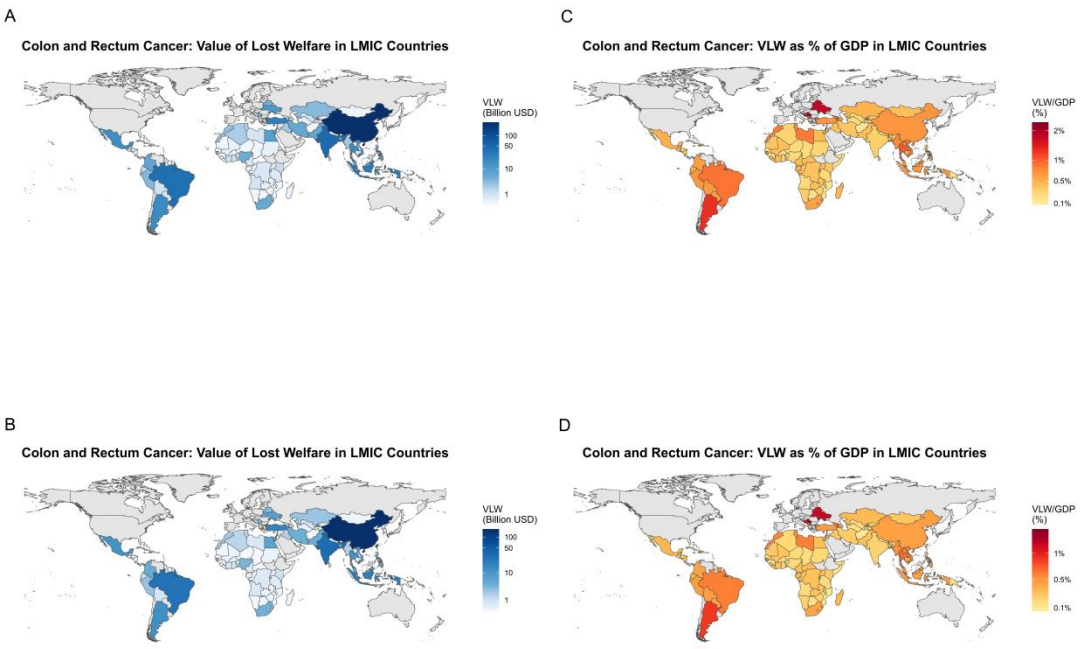

Supplementary Figure S4. Geographic distribution of discounted and undiscounted VLW and VLW-to-GDP ratios for CRC among women across 122 LMICs in 2023 (IE = 1.0).

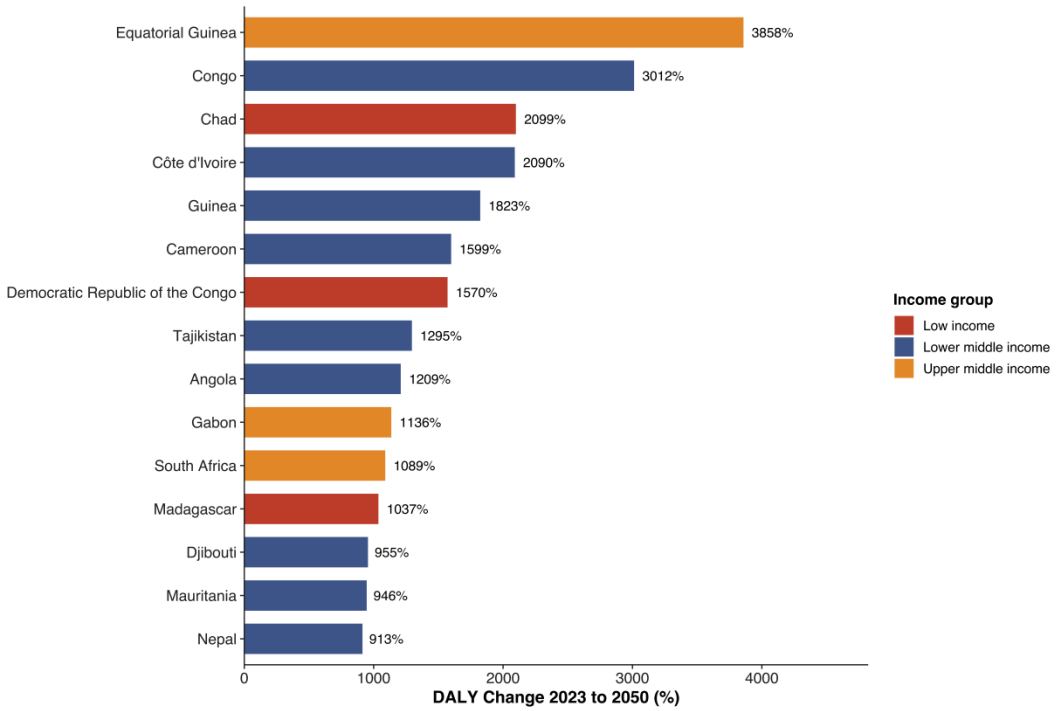

Supplementary Figure S5. Top 15 LMICs with the highest projected percentage increase in DALYs attributable to CRC from 2023 to 2050.

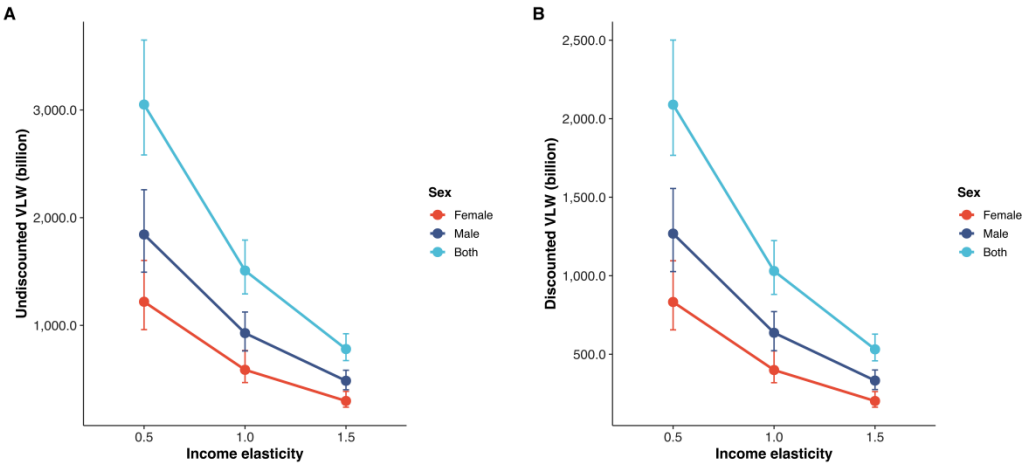

Supplementary Figure S6. Sensitivity analysis of discounted and undiscounted CRC economic burden across LMICs by sex under alternative IE assumptions.

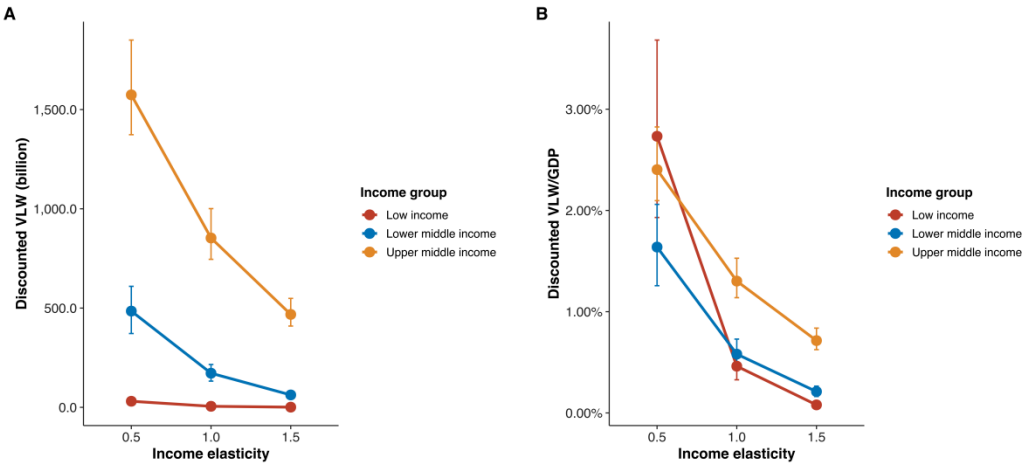

Supplementary Figure S7. Sensitivity analysis of discounted CRC economic burden across LMICs by income group under alternative IE assumptions.

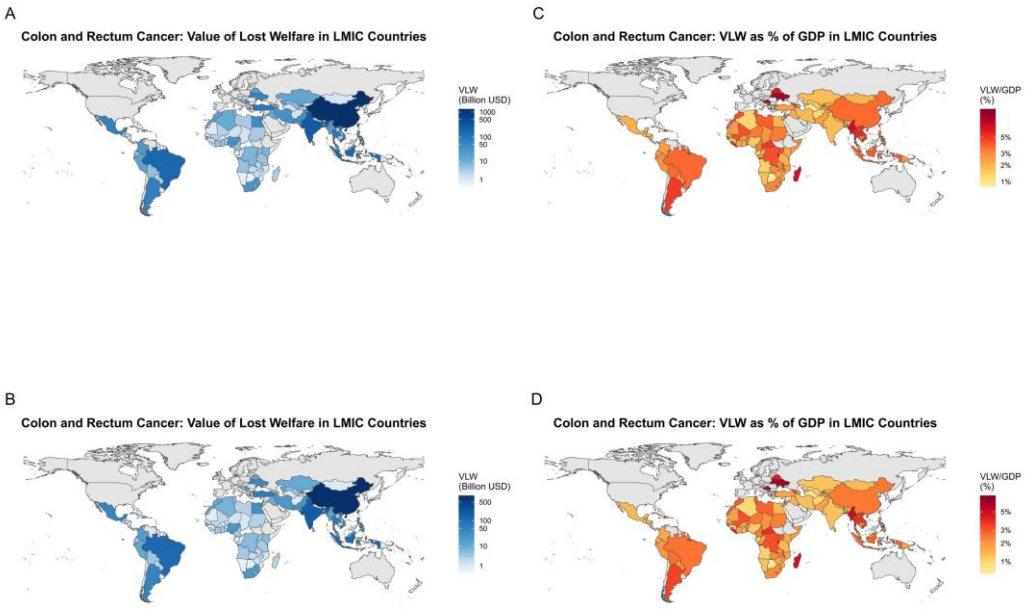

Supplementary Figure S8. Geographic distribution of discounted and undiscounted VLW and VLW-to-GDP ratios for CRC across 122 LMICs in 2023 (IE = 0.5).

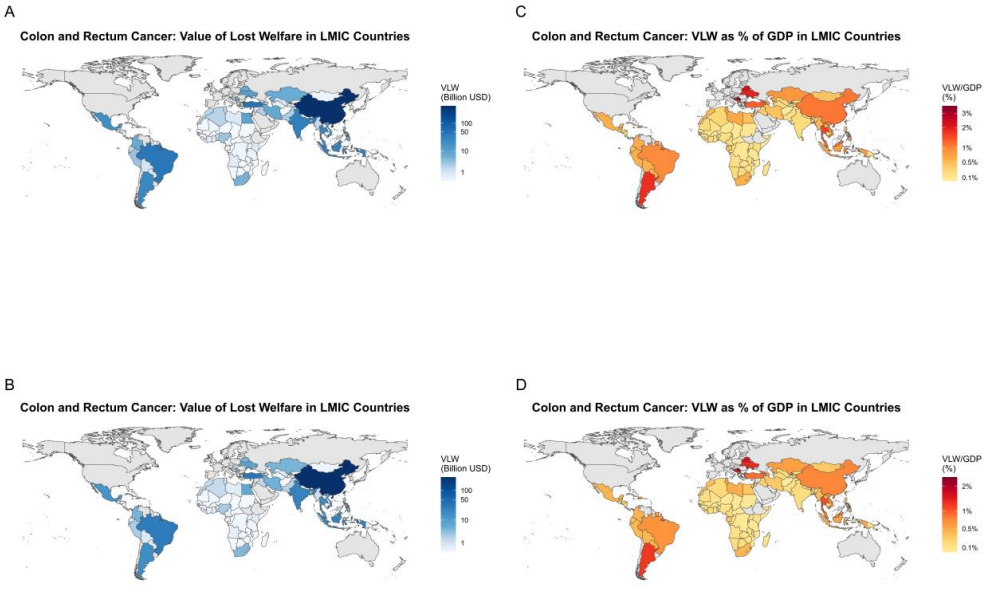

Supplementary Figure S9. Geographic distribution of discounted and undiscounted VLW and VLW-to-GDP ratios for CRC across 122 LMICs in 2023 (IE = 1.5).

A

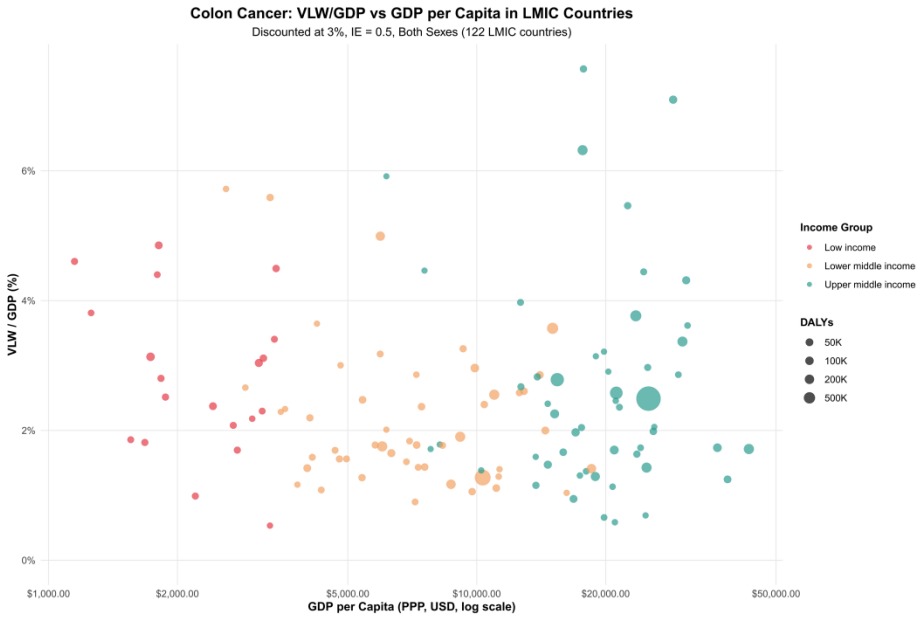

B

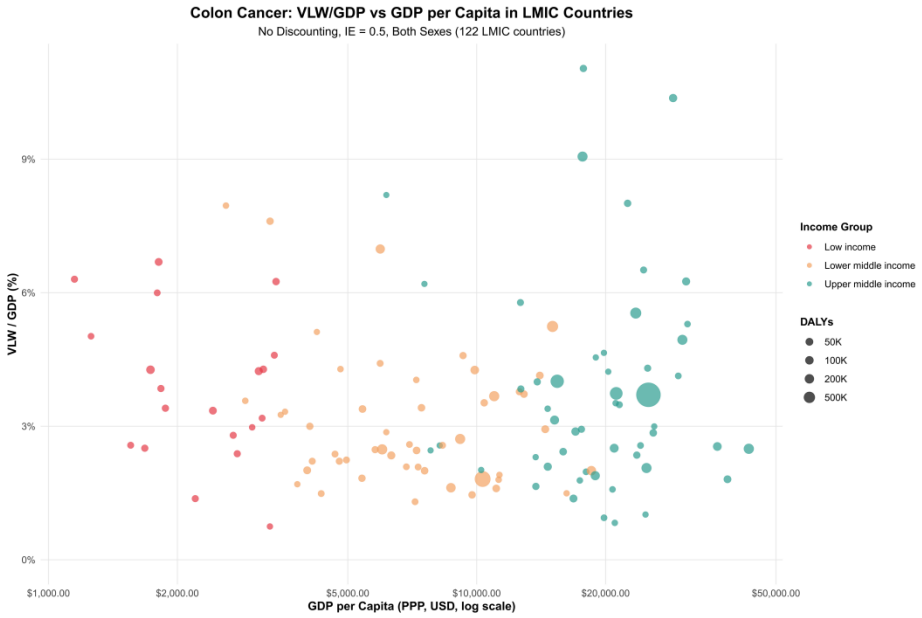

Supplementary Figure S10. Correlation between discounted and undiscounted VLW-to-GDP ratios with GDP per capita across LMICs in 2023 and 2050, IE=0.5.

A

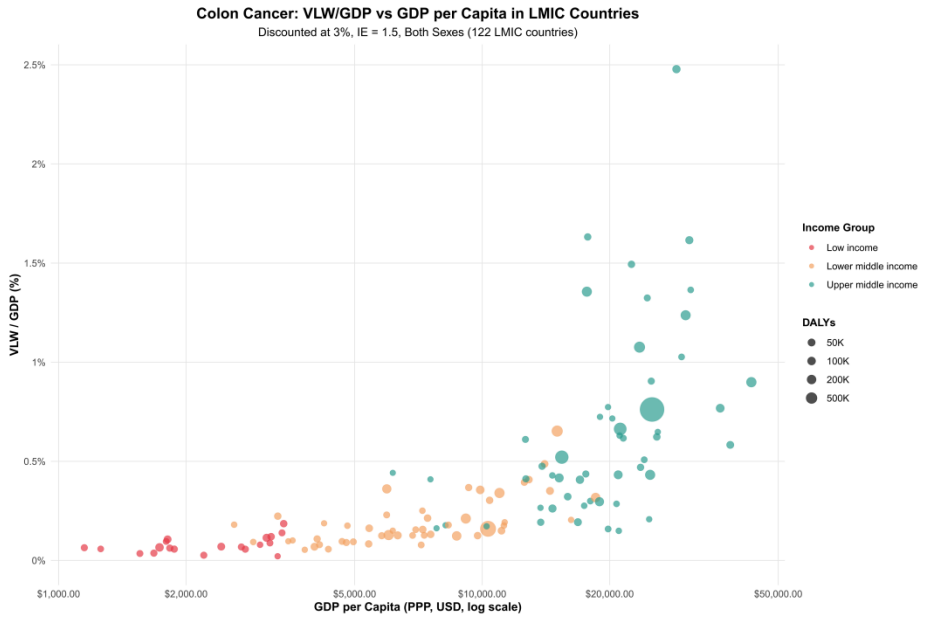

B

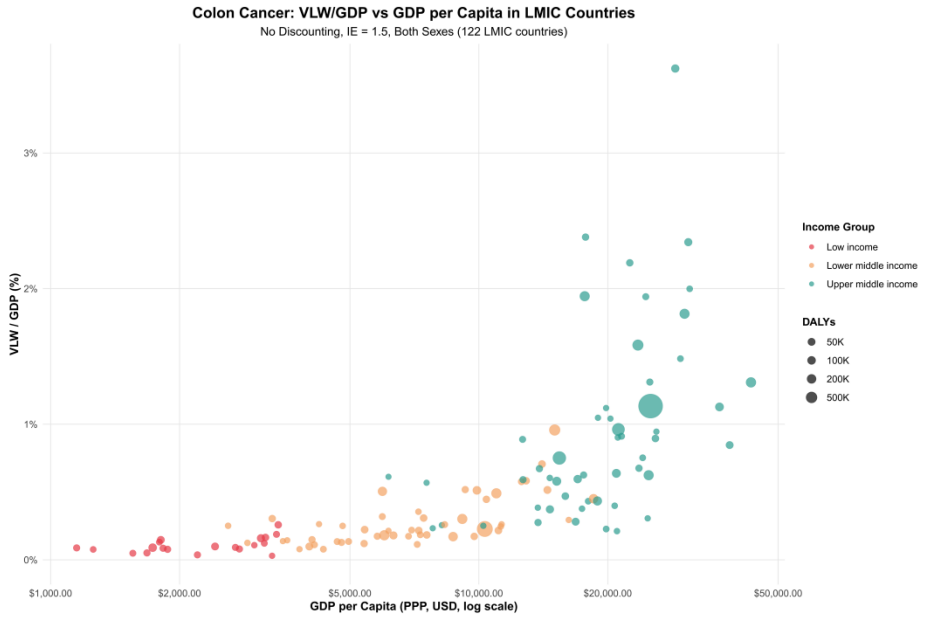

Supplementary Figure S11. Correlation between discounted and undiscounted VLW-to-GDP ratios with GDP per capita across LMICs in 2023 and 2050, IE=1.5.

Supplementary Table SI. Estimated discounted and undiscounted VLW and VLW-to-GDP ratios for CRC across 122 LMICs in 2023, under the IE = 1.0.

Income group	Sex	Location name	Discounted VLW, Int$ million	Discounted VLW (millions) 95% UI lower	Discounted VLW (millions) 95% UI upper	Discounted VLW-to-GDP ratios (%)	Discounted VLW-to-GDP ratios (%) 95% UI lower	Discounted VLW-to-GDP ratios (%) 95% UI upper	Undiscounted VLW, Int$ million	Undiscounted VLW (millions) 95% UI lower	Undiscounted VLW (millions) 95% UI upper	Undiscounted VLW-to-GDP ratios (%)	Undiscounted VLW-to-GDP ratios (%) 95% UI lower	Undiscounted VLW-to-GDP ratios (%) 95% UI upper	DALY	DALY 95% UI lower	DALY 95% UI upper

		Central African Republic	0.03	0.02	0.04	0.47	0.3	0.66	0.06	0.03	0.02	0.87	0.47	0.3	461 7.3 5	290 8.6 6	646 0.1 2
		Chad	0.2	0.14	0.26	0.38	0.26	0.5	0.35	0.2	0.14	0.67	0.38	0.26	153 25. 83	107 84. 1	202 60. 03
Low income	Both	Sierra Leone	0.2	0.14	0.25	0.69	0.51	0.89	0.34	0.2	0.14	1.21	0.69	0.51	124 39. 28	915 5.0 5	161 49. 62
		Niger	0.19	0.13	0.26	0.38	0.27	0.53	0.35	0.19	0.13	0.71	0.38	0.27	215 58. 49	151 32. 44	299 02. 34
		Democratic Republic of the Congo	0.83	0.56	1.17	0.45	0.31	0.64	1.6	0.83	0.56	0.87	0.45	0.31	107 102 .41	719 40. 69	150 772 .95
		Liberia	0.06	0.0	0.0	0.65	0.45	0.9	0.12	0.06	0.04	1.23	0.65	0.45	797	553	110

		4	9										6.74	5.78	80.81
Guinea-Bissau	0.03	0.02	0.03	0.42	0.31	0.54	0.05	0.03	0.02	0.74	0.42	0.31	2011.41	1483.3	2629.04
Burundi	0.09	0.06	0.12	0.54	0.37	0.75	0.16	0.09	0.06	1.02	0.54	0.37	1698678	1156055	2328067
Malawi	0.16	0.12	0.22	0.42	0.3	0.56	0.3	0.16	0.12	0.77	0.42	0.3	2037878.88	1470153	2744161
Mali	0.46	0.34	0.59	0.61	0.45	0.78	0.81	0.46	0.34	1.08	0.61	0.45	3378282.43	2490048	4334242.38
Madagascar	0.41	0.3	0.54	0.72	0.53	0.97	0.75	0.41	0.3	1.33	0.72	0.53	5288282.57	3919364	7098787.3

Mozambique	0.15	0.09	0.2	0.26	0.16	0.35	0.28	0.15	0.09	0.49	0.26	0.16	20671.94	12866.55	28310.34
Togo	0.13	0.1	0.18	0.45	0.32	0.6	0.24	0.13	0.1	0.83	0.45	0.32	10038.34	7227.42	13429.57
Somalia	0.07	0.05	0.1	0.26	0.18	0.35	0.14	0.07	0.05	0.48	0.26	0.18	11275.76	8010.7	15461.45
Afghanistan	0.15	0.1	0.2	0.16	0.11	0.22	0.28	0.15	0.1	0.31	0.16	0.11	16330.01	11349.33	22372.79
Rwanda	0.43	0.31	0.57	0.91	0.66	1.21	0.79	0.43	0.31	1.68	0.91	0.66	31161.32	22637.38	41112.38
Uganda	0.89	0.64	1.15	0.59	0.42	0.76	1.6	0.89	0.64	1.06	0.59	0.42	70969.	50854.	91487.

														38	79	97
	Gambia	0.01	0.01	0.01	0.11	0.08	0.14	0.02	0.01	0.01	0.2	0.11	0.08	728.31	519.37	956.93
	Burkina Faso	0.2	0.15	0.26	0.31	0.23	0.41	0.37	0.2	0.15	0.58	0.31	0.23	182 36.36	135 76.69	242 33.96
	Sudan	0.49	0.35	0.68	0.41	0.29	0.56	0.97	0.49	0.35	0.8	0.41	0.29	530 77.15	373 27.16	736 37.21
	Lesotho	0.03	0.02	0.04	0.5	0.36	0.66	0.06	0.03	0.02	0.89	0.5	0.36	239 7.32	172 6.37	319 9.93
Lower middle income	Eswatini	0.07	0.05	0.1	0.52	0.36	0.73	0.14	0.07	0.05	0.99	0.52	0.36	141 2.13	981 .15	198 5.29
	Haiti	0.43	0.31	0.56	1.12	0.81	1.45	0.76	0.43	0.31	1.98	1.12	0.81	288 84.	210 42.	375 25.

													79	55	97
													228	167	299
Zambia	0.41	0.3	0.54	0.49	0.36	0.64	0.74	0.41	0.3	0.87	0.49	0.36	93.99	73.8	85.56
													411	301	539
Cameroon	0.97	0.71	1.27	0.63	0.46	0.83	1.75	0.97	0.71	1.14	0.63	0.46	98.86	26.93	67.12
													828	602	110
Guinea	0.16	0.11	0.21	0.25	0.18	0.33	0.28	0.16	0.11	0.45	0.25	0.18	6.11	0.07	44.76
													633	438	875
Congo	0.19	0.13	0.26	0.44	0.3	0.6	0.35	0.19	0.13	0.83	0.44	0.3	7.74	6.94	1.01
													315	229	415
Angola	1.3	0.95	1.72	0.36	0.27	0.48	2.37	1.3	0.95	0.66	0.36	0.27	39.1	97.33	77.44
													206	155	271
Nigeria	7.55	5.7	9.9	0.38	0.29	0.5	13.73	7.55	5.7	0.69	0.38	0.29			

			3										505.18	904.6	509.9
Cote d'Ivoire	1.19	0.88	1.56	0.53	0.39	0.69	2.16	1.19	0.88	0.96	0.53	0.39	39209.03	291 12.63	514 78.59
Palestine	0.26	0.21	0.31	0.85	0.69	1.02	0.44	0.26	0.21	1.42	0.85	0.69	10720.63	863 0.62	128 46.45
Solomon Islands	0.02	0.01	0.03	1.02	0.7	1.4	0.04	0.02	0.01	1.95	1.02	0.7	198 9.63	136 6.53	274 2.68
Ghana	1.11	0.83	1.43	0.43	0.32	0.56	1.99	1.11	0.83	0.78	0.43	0.32	36256.04	270 27.11	467 06.74
Zimbabwe	0.45	0.32	0.59	0.47	0.34	0.63	0.83	0.45	0.32	0.87	0.47	0.34	189 98.73	136 96.14	252 92.56

Namibia	0.16	0.12	0.21	0.48	0.35	0.62	0.29	0.16	0.12	0.87	0.48	0.35	3507.27	2585.7	4585.69
Benin	0.21	0.15	0.28	0.36	0.25	0.49	0.39	0.21	0.15	0.68	0.36	0.25	12465.36	8854.03	17027.22
Myanmar	4.33	3.17	5.75	1.34	0.98	1.78	8.04	4.33	3.17	2.49	1.34	0.98	182039.2	133311.17	241850.45
Papua New Guinea	0.2	0.13	0.28	0.4	0.27	0.58	0.4	0.2	0.13	0.82	0.4	0.27	10613.85	7189.33	15340.56
Micronesia (Federated States of)	0	0	0.01	0.83	0.61	1.08	0.01	0	0	1.51	0.83	0.61	237.38	175.78	309.1
Lao	0.78	0.5	1.0	1.09	0.79	1.44	1.44	0.78	0.56	2.03	1.09	0.79	216	155	284

People's Democratic Republic		6	3										36.94	98.07	56.6
Mauritania	0.19	0.13	0.25	0.53	0.38	0.71	0.35	0.19	0.13	1	0.53	0.38	6975.28	4978.32	9239.2
Djibouti	0.07	0.05	0.1	0.85	0.61	1.17	0.14	0.07	0.05	1.65	0.85	0.61	2560.11	1851.48	3523.56
Pakistan	7.06	5.09	9.23	0.47	0.34	0.62	13.05	7.06	5.09	0.88	0.47	0.34	308397.49	222559.48	403355.91
United Republic of Tanzania	0.81	0.61	1.04	0.31	0.23	0.4	1.48	0.81	0.61	0.57	0.31	0.23	53541.4	39841.84	68554.55
Senegal	0.32	0.24	0.43	0.38	0.28	0.5	0.61	0.32	0.24	0.71	0.38	0.28	18109.50.	13450.	24130.

													35	35	62
Egypt	14.2	10.66	17.89	0.67	0.5	0.84	25.39	14.2	10.66	1.2	0.67	0.5	204357.87	153386.69	257527.45
Kenya	1.6	1.16	2.07	0.46	0.33	0.59	2.94	1.6	1.16	0.84	0.46	0.33	67787.85	49004.68	87678.94
Kiribati	0	0	0	0.47	0.34	0.62	0	0	0	0.89	0.47	0.34	168.82	122.69	223.35
India	66.96	53.09	81.63	0.45	0.36	0.55	116.36	66.96	53.09	0.78	0.45	0.36	175804	139405	214317
Sao Tome and Principe	0.01	0.01	0.01	0.55	0.39	0.74	0.01	0.01	0.01	1.05	0.55	0.39	4.58	4.14	8.87
Banglade	9.95	7.0	13.	0.63	0.45	0.84	18.7	9.95	7.03	1.19	0.63	0.45	344.14	245.28	462.84
													296	209	390

sh		3	11										259.08	221.93	404.42
Timor-Leste	0.05	0.03	0.06	0.73	0.53	0.96	0.09	0.05	0.03	1.38	0.73	0.53	273 6.59	198 1.93	363 6.15
Vanuatu	0.01	0	0.01	0.49	0.35	0.65	0.01	0.01	0	0.93	0.49	0.35	424.67	304.13	570.45
Bolivia (Plurinational State of)	1.63	1.21	2.07	1.03	0.76	1.31	2.96	1.63	1.21	1.87	1.03	0.76	346 83.66	257 41.84	441 37.9
Tajikistan	0.2	0.16	0.25	0.38	0.31	0.49	0.36	0.2	0.16	0.7	0.38	0.31	111 54.62	906 1.22	141 88.52
Bhutan	0.06	0.04	0.08	0.46	0.33	0.62	0.11	0.06	0.04	0.89	0.46	0.33	102 0.41	728	137 7.8
Morocco	3.89	2.8	5.1	1.03	0.75	1.35	7.34	3.89	2.84	1.94	1.03	0.75	111	811	145

		4										124.72	01.8	675.35
Nepal	0.52	0.39	0.69	0.33	0.24	0.43	0.99	0.52	0.39	0.62	0.33	0.24	27350.82	203.17	361.94
Philippines	11.76	9.79	13.57	0.93	0.78	1.08	19.55	11.76	9.79	1.55	0.93	0.78	303894.7	252.72	350.51
Uzbekistan	1.62	1.45	1.79	0.41	0.37	0.45	2.58	1.62	1.45	0.65	0.41	0.37	41410.4	371.12	458.66
Cambodia	0.92	0.65	1.26	0.71	0.5	0.98	1.83	0.92	0.65	1.41	0.71	0.5	35429.52	250.11	486.51
Tunisia	2.02	1.63	2.53	1.18	0.95	1.46	3.62	2.02	1.63	2.11	1.18	0.95	41893.69	338.66	517.39

Honduras	0.2	0.15	0.26	0.27	0.2	0.34	0.38	0.2	0.15	0.49	0.27	0.2	8255.58	6094.41	10609.8
Nicaragua	0.32	0.26	0.38	0.56	0.46	0.67	0.55	0.32	0.26	0.97	0.56	0.46	11281.01	9263.72	13447.58
Kyrgyzstan	0.22	0.2	0.25	0.43	0.38	0.47	0.36	0.22	0.2	0.69	0.43	0.38	8943.21	8061.65	9955.74
Comoros	0.01	0.01	0.01	0.25	0.18	0.33	0.02	0.01	0.01	0.48	0.25	0.18	632.81	446.01	833.44
Lebanon	0.73	0.58	0.89	1.01	0.8	1.22	1.3	0.73	0.58	1.79	1.01	0.8	17575.83	13918.17	21331.11
Viet Nam	23.04	16.79	30.34	1.53	1.11	2.01	44.51	23.04	16.79	2.95	1.53	1.11	467372.29	340613.55	615529.88

	Sri Lanka	2.67	2.19	3.26	0.84	0.69	1.02	4.78	2.67	2.19	1.5	0.84	0.69	564 23. 61	463 30. 67	689 39. 08
	Jordan	1.02	0.87	1.16	0.85	0.73	0.97	1.7	1.02	0.87	1.43	0.85	0.73	299 98. 64	257 28. 07	341 37. 61
	Equatorial Guinea	0.19	0.12	0.26	0.6	0.39	0.82	0.36	0.19	0.12	1.11	0.6	0.39	250 0.4 3	161 1.0 6	339 7.8 1
	Tuvalu	0	0	0	1.62	1.15	2.15	0	0	0	2.98	1.62	1.15	38. 17	27. 25	50. 83
Upper middle income	Marshall Islands	0	0	0.01	1.35	0.97	1.75	0.01	0	0	2.43	1.35	0.97	127 .56	91. 69	165 .46
	South Africa	9.31	7.83	10.9	0.97	0.81	1.13	15.17	9.31	7.83	1.58	0.97	0.81	150 379 .56	126 448 .2	176 071 .24
	Gabon	0.29	0.2	0.3	0.57	0.42	0.75	0.54	0.29	0.22	1.05	0.57	0.42	351	257	466

		2	9										2.61	9.74	1.36
Fiji	0.14	0.1	0.18	1.02	0.77	1.3	0.25	0.14	0.1	1.83	1.02	0.77	2419.85	1841	3097.84
Libya	1.17	0.86	1.53	1.16	0.85	1.51	2.17	1.17	0.86	2.14	1.16	0.85	22287.38	16364.48	2913 1.74
Botswana	0.15	0.11	0.21	0.3	0.21	0.41	0.3	0.15	0.11	0.57	0.3	0.21	1938.23	1384.7	2654.59
Iraq	4.1	3.5	4.91	0.62	0.53	0.74	6.98	4.1	3.5	1.06	0.62	0.53	74962.43	64037.41	8973 8.2
Guatemala	1.17	1.06	1.32	0.47	0.42	0.53	1.89	1.17	1.06	0.76	0.47	0.42	23402.32	21086.25	2630 0.92

Turkmenistan	0.47	0.42	0.54	0.32	0.29	0.37	0.77	0.47	0.42	0.53	0.32	0.29	6583.74	5809.64	7467.22
Suriname	0.17	0.12	0.21	1.24	0.93	1.57	0.3	0.17	0.12	2.25	1.24	0.93	2167.11	1617.14	2734.01
Ukraine	18.23	16.51	20.34	2.93	2.65	3.27	29.16	18.23	16.51	4.68	2.93	2.65	287132.37	259991.15	320380.27
Tonga	0	0	0.01	0.53	0.39	0.71	0.01	0	0	1.01	0.53	0.39	153.66	114.78	205.67
Paraguay	1.14	0.84	1.28	0.94	0.7	1.07	1.84	1.14	0.84	1.53	0.94	0.7	18006.74	13301.81	20315.65
Dominican Republic	3.26	2.54	4	1.11	0.87	1.37	5.74	3.26	2.54	1.96	1.11	0.87	35263.2	27465.24	43282.26

El Salvador	0.84	0.7	1.01	1.05	0.87	1.26	1.44	0.84	0.7	1.81	1.05	0.87	18515.61	15336.05	22190.66
Azerbaijan	2.1	1.85	2.47	0.88	0.77	1.03	3.55	2.1	1.85	1.48	0.88	0.77	25050.35	21973.9	29390.45
Samoa	0.01	0.01	0.01	0.56	0.4	0.75	0.02	0.01	0.01	1.08	0.56	0.4	345.02	247.58	460.65
Indonesia	52.19	37.26	70.58	1.2	0.86	1.63	101.72	52.19	37.26	2.35	1.2	0.86	962110.97	686878.89	1301054.94
Mongolia	0.4	0.32	0.49	0.64	0.51	0.78	0.7	0.4	0.32	1.12	0.64	0.51	6356.41	5037.74	7718.69
Mexico	25.38	23.61	27.64	0.79	0.73	0.86	39.93	25.38	23.61	1.24	0.79	0.73	292177	271767	318199

													.12	.43	.27
Mauritius	0.63	0.57	0.7	1.71	1.55	1.91	1.02	0.63	0.57	2.75	1.71	1.55	614 1.43	556 5.45	683 0.97
Grenada	0.03	0.03	0.04	1.51	1.28	1.77	0.06	0.03	0.03	2.56	1.51	1.28	509 .23	430 .54	596 .61
Saint Vincent and the Grenadines	0.03	0.03	0.04	1.58	1.39	1.79	0.05	0.03	0.03	2.59	1.58	1.39	460 .95	407 .35	523 .87
Belize	0.04	0.03	0.04	0.65	0.57	0.73	0.06	0.04	0.03	1.06	0.65	0.57	772 .08	679 .36	871 .58
Georgia	1.53	1.34	1.69	1.64	1.44	1.81	2.45	1.53	1.34	2.63	1.64	1.44	176 89. 21	155 48. 29	195 49. 79
Belarus	7.47	6.91	8.08	2.64	2.44	2.86	11.72	7.47	6.91	4.14	2.64	2.44	705 35.	652 19.	763 40.

														41	55	44
Brazil	58.46	55.27	61.47	1.31	1.24	1.37	89.14	58.46	55.27	1.99	1.31	1.24	803798.2	760028.45	845288.67
Kazakhstan	6.67	6.23	7.1	0.85	0.8	0.91	10.31	6.67	6.23	1.32	0.85	0.8	50673.15	472 83.73	539 14.73
Dominica	0.02	0.02	0.02	1.44	1.12	1.81	0.04	0.02	0.02	2.63	1.44	1.12	282.47	218.74	353.96
Jamaica	0.56	0.48	0.64	1.56	1.34	1.77	0.92	0.56	0.48	2.57	1.56	1.34	13046.54	112 62.68	148 25.19
T眉rkiye	45.76	35.85	56.25	1.24	0.97	1.53	81.85	45.76	35.85	2.22	1.24	0.97	312755.9	245029.3	384479.57
Algeria	3.32	2.36	4.51	0.43	0.3	0.58	6.56	3.32	2.36	0.85	0.43	0.3	58371.	415 19.	792 91.

												75	49	91
Cabo Verde	0.03	0.02	0.03	0.49	0.36	0.65	0.05	0.03	0.02	0.94	0.49	0.36	756.57	553.18	1002.88
Republic of Moldova	1.53	1.44	1.65	3.51	3.3	3.78	2.41	1.53	1.44	5.52	3.51	3.3	25730.66	24160.45	27701.53
Saint Lucia	0.05	0.05	0.06	1.15	1.01	1.3	0.09	0.05	0.05	1.89	1.15	1.01	616.59	538.35	693.64
Ecuador	2.09	1.96	2.23	0.73	0.69	0.78	3.26	2.09	1.96	1.14	0.73	0.69	39293.39	36821.74	41903.63
Serbia	7.98	6.89	9.01	4.19	3.62	4.73	13.17	7.98	6.89	6.91	4.19	3.62	83533.81	72030.88	94228.21
Peru	5.16	4.4	5.91	0.9	0.76	1.03	8.64	5.16	4.4	1.5	0.9	0.76	91257.57.	77883.	10501

													28	51	.79
Iran (Islamic Republic of)	10.6	8.65	12.69	0.62	0.5	0.74	18.58	10.6	8.65	1.08	0.62	0.5	169630.23	138428.4	203111.1
Montenegro	0.43	0.35	0.53	2.22	1.8	2.74	0.78	0.43	0.35	4.01	2.22	1.8	419 3.81	340 1.32	517 3.54
North Macedonia	1.09	0.93	1.26	2.43	2.08	2.81	1.85	1.09	0.93	4.12	2.43	2.08	134 57.1	115 39.87	155 85.31
Bosnia and Herzegovina	2.05	1.78	2.34	2.86	2.48	3.26	3.42	2.05	1.78	4.78	2.86	2.48	276 74.09	240 66.89	315 56.99
Argentina	28.1	25.94	30.29	2.04	1.88	2.2	44.42	28.1	25.94	3.23	2.04	1.88	283 263	261 492	305 364

													.77	.16	.38
Malaysia	14.78	12.48	17.14	1.15	0.97	1.34	25.16	14.78	12.48	1.96	1.15	0.97	123936.99	104676.54	143739.43
Maldives	0.05	0.04	0.06	0.38	0.29	0.46	0.09	0.05	0.04	0.68	0.38	0.29	614.53	472.06	749.82
Thailand	33.94	29.65	39.05	2.01	1.76	2.32	57.48	33.94	29.65	3.41	2.01	1.76	445713.7	389334.54	512785.82
Colombia	9.39	8.91	9.9	0.86	0.81	0.9	14.61	9.39	8.91	1.33	0.86	0.81	140003.47	132844.56	147610.49
Armenia	0.77	0.69	0.85	1.21	1.09	1.32	1.25	0.77	0.69	1.96	1.21	1.09	112 17.23	101 14.41	123 25.22
Albania	0.55	0.44	0.67	0.94	0.75	1.15	0.99	0.55	0.44	1.7	0.94	0.75	717 3.1	571 7.6	878 8.3

															2		1
		China	489.14	433.86	578.48	1.38	1.22	1.63	861.08	489.14	433.86	2.42	1.38	1.22	626683 9.7	555849 9.07	741143 7.84
		Central African Republic	0.02	0.01	0.03	0.32	0.17	0.48	0.04	0.02	0.01	0.64	0.32	0.17	312 0.55	167 4.35	476 4.88
		Chad	0.09	0.06	0.13	0.17	0.11	0.24	0.17	0.09	0.06	0.33	0.17	0.11	704 3.38	447 8.59	101 43.17
Low income	Women	Sierra Leone	0.09	0.06	0.12	0.3	0.21	0.43	0.16	0.09	0.06	0.58	0.3	0.21	550 5.12	382 9.47	777 6.95
		Niger	0.09	0.06	0.14	0.18	0.12	0.28	0.19	0.09	0.06	0.38	0.18	0.12	104 96.99	706 7.99	159 82.01

Democratic Republic of the Congo	0.54	0.29	0.82	0.3	0.16	0.45	1.12	0.54	0.29	0.61	0.3	0.16	69888.42	38009.62	106162.54
Liberia	0.03	0.02	0.05	0.31	0.2	0.46	0.06	0.03	0.02	0.63	0.31	0.2	3804	2407.12	5711.57
Guinea-Bissau	0.02	0.01	0.02	0.25	0.16	0.35	0.03	0.02	0.01	0.48	0.25	0.16	1195.9	781.61	1683.48
Burundi	0.04	0.02	0.05	0.23	0.15	0.35	0.08	0.04	0.02	0.48	0.23	0.15	7531.35	4855.45	11210.78
Malawi	0.09	0.06	0.13	0.23	0.15	0.33	0.18	0.09	0.06	0.46	0.23	0.15	11382.17	7276.69	16659.12
Mali	0.22	0.1	0.3	0.3	0.21	0.42	0.44	0.22	0.16	0.58	0.3	0.21	165	114	233

		6	2									21.49	01.98	01.91
Madagascar	0.2	0.13	0.29	0.35	0.23	0.51	0.4	0.2	0.13	0.7	0.35	0.23	257 07.25	172 79.34	377 38.54
Mozambique	0.05	0.03	0.08	0.1	0.06	0.14	0.11	0.05	0.03	0.2	0.1	0.06	785 4.18	483 5.09	118 13.53
Togo	0.07	0.05	0.11	0.24	0.16	0.36	0.15	0.07	0.05	0.5	0.24	0.16	538 9.87	351 3.91	807 6.02
Somalia	0.03	0.02	0.05	0.12	0.08	0.19	0.07	0.03	0.02	0.26	0.12	0.08	541 6.6	344 9.87	835 6.68
Afghanistan	0.09	0.05	0.13	0.1	0.06	0.14	0.18	0.09	0.05	0.19	0.1	0.06	955 7.73	587 8.43	138 90.38

	Rwanda	0.18	0.12	0.26	0.39	0.25	0.55	0.36	0.18	0.12	0.77	0.39	0.25	13778.25	88055.37	19338.63
	Uganda	0.46	0.3	0.66	0.3	0.2	0.44	0.93	0.46	0.3	0.61	0.3	0.2	37599.26	24395.5	54220.4
	Gambia	0.01	0	0.01	0.06	0.04	0.09	0.01	0.01	0	0.12	0.06	0.04	404.58	259.03	589.21
	Burkina Faso	0.1	0.07	0.14	0.15	0.1	0.22	0.2	0.1	0.07	0.32	0.15	0.1	9246.7	6153.27	13515.29
	Sudan	0.24	0.14	0.35	0.2	0.12	0.29	0.5	0.24	0.14	0.41	0.2	0.12	26209.9	15500.57	37934.65
Lower middle income	Lesotho	0.02	0.01	0.02	0.25	0.17	0.37	0.03	0.02	0.01	0.5	0.25	0.17	1254.23	828.37	1835.41

Eswatini	0.05	0.03	0.07	0.34	0.21	0.53	0.1	0.05	0.03	0.72	0.34	0.21	943.28	576.16	1452.31
Haiti	0.23	0.15	0.33	0.61	0.39	0.87	0.45	0.23	0.15	1.18	0.61	0.39	15789.43	10143.77	22348.58
Zambia	0.24	0.16	0.35	0.28	0.19	0.41	0.47	0.24	0.16	0.56	0.28	0.19	13385.78	9186.93	19416.39
Cameroon	0.47	0.31	0.68	0.31	0.2	0.44	0.93	0.47	0.31	0.6	0.31	0.2	19932.23	13205.25	28591.44
Guinea	0.08	0.06	0.12	0.13	0.09	0.19	0.17	0.08	0.06	0.26	0.13	0.09	4293.65	2983.79	6422.83
Congo	0.11	0.07	0.17	0.26	0.16	0.39	0.23	0.11	0.07	0.54	0.26	0.16	3769.8	2357.2	5650.5

														5	1
Angola	0.66	0.44	0.94	0.18	0.12	0.26	1.32	0.66	0.44	0.37	0.18	0.12	16742.46	110 82.75	239 06.61
Nigeria	3.8	2.52	5.48	0.19	0.13	0.28	7.59	3.8	2.52	0.38	0.19	0.13	104 406.33	691 56.76	150 679.54
Cote d'Ivoire	0.72	0.48	1.03	0.32	0.21	0.46	1.43	0.72	0.48	0.63	0.32	0.21	239 70.51	161 17.31	344 43.85
Palestine	0.11	0.08	0.15	0.36	0.27	0.48	0.21	0.11	0.08	0.67	0.36	0.27	4948.59	3692.4	6518.02
Solomon Islands	0.01	0.01	0.01	0.43	0.29	0.63	0.02	0.01	0.01	0.88	0.43	0.29	879 .99	580 .32	127 1.77
Ghana	0.54	0.3	0.7	0.21	0.14	0.3	1.08	0.54	0.36	0.42	0.21	0.14	181	122	259

		6	7									82.36	19.36	21.21
Zimbabwe	0.22	0.15	0.31	0.23	0.15	0.32	0.43	0.22	0.15	0.45	0.23	0.15	937 8.41	633 0.18	133 47.14
Namibia	0.08	0.05	0.11	0.24	0.16	0.34	0.16	0.08	0.05	0.47	0.24	0.16	180 3.56	123 2.66	255 8.91
Benin	0.06	0.04	0.09	0.1	0.07	0.15	0.12	0.06	0.04	0.21	0.1	0.07	363 7.67	238 1.5	540 2.12
Myanmar	1.75	1.22	2.5	0.54	0.38	0.77	3.54	1.75	1.22	1.1	0.54	0.38	783 63.21	546 19.35	111 675.66
Papua New Guinea	0.05	0.03	0.08	0.11	0.07	0.16	0.11	0.05	0.03	0.22	0.11	0.07	288 7.61	182 0.91	417 7.79

Micronesia (Federated States of)	0	0	0	0.26	0.18	0.35	0	0	0	0.5	0.26	0.18	78.73	53.82	107.36
Lao People's Democratic Republic	0.4	0.27	0.59	0.56	0.38	0.82	0.83	0.4	0.27	1.16	0.56	0.38	11151.14	7585.37	16371.61
Mauritania	0.09	0.06	0.14	0.26	0.16	0.39	0.19	0.09	0.06	0.55	0.26	0.16	3388.56	2045.78	5080.83
Djibouti	0.03	0.02	0.05	0.35	0.23	0.56	0.07	0.03	0.02	0.79	0.35	0.23	1074.07	694.47	1695.47
Pakistan	4.49	3.05	6.39	0.3	0.2	0.43	8.99	4.49	3.05	0.6	0.3	0.2	192497.43	130621.73	273637.53

United Republic of Tanzania	0.47	0.31	0.66	0.18	0.12	0.25	0.93	0.47	0.31	0.36	0.18	0.12	31424.95	20752.47	43600.08
Senegal	0.15	0.1	0.22	0.18	0.11	0.25	0.31	0.15	0.1	0.36	0.18	0.11	8542.14	5483	12234.62
Egypt	6.57	4.54	9.1	0.31	0.21	0.43	12.89	6.57	4.54	0.61	0.31	0.21	93886.17	64869.38	130019.77
Kenya	0.89	0.58	1.28	0.26	0.17	0.36	1.82	0.89	0.58	0.52	0.26	0.17	38331.58	25056.44	54746.91
Kiribati	0	0	0	0.18	0.12	0.25	0	0	0	0.36	0.18	0.12	66.46	45.52	92.97
India	33.17	25.59	43.5	0.22	0.17	0.29	61.96	33.17	25.59	0.42	0.22	0.17	869861.61	670882.42	1140712.7

															7
Sao Tome and Principe	0	0	0	0.12	0.08	0.18	0	0	0	0.26	0.12	0.08	78.48	51.93	113.21
Bangladesh	5.09	3.02	7.46	0.32	0.19	0.48	10.59	5.09	3.02	0.68	0.32	0.19	148772.67	88164.94	217875.69
Timor-Leste	0.03	0.02	0.04	0.39	0.26	0.57	0.05	0.03	0.02	0.82	0.39	0.26	1473.51	984.24	2153.76
Vanuatu	0	0	0	0.21	0.13	0.3	0	0	0	0.43	0.21	0.13	189.23	122.98	272.3
Bolivia (Plurinational State of)	0.73	0.51	1	0.46	0.32	0.64	1.44	0.73	0.51	0.91	0.46	0.32	15966.29	11193.5	21887.7
Tajikistan	0.1	0.07	0.13	0.19	0.14	0.26	0.19	0.1	0.07	0.37	0.19	0.14	5481.6	4044.9	7538.5

													6		6
Bhutan	0.03	0.02	0.05	0.26	0.17	0.38	0.07	0.03	0.02	0.54	0.26	0.17	551.49	364.22	810.52
Morocco	2.26	1.61	3.15	0.6	0.43	0.83	4.5	2.26	1.61	1.19	0.6	0.43	626 94.38	447 12.34	874 91.46
Nepal	0.24	0.16	0.37	0.15	0.1	0.23	0.53	0.24	0.16	0.33	0.15	0.1	127 92.12	846 9.84	193 11.27
Philippines	4.66	3.75	5.87	0.37	0.3	0.47	8.55	4.66	3.75	0.68	0.37	0.3	125 283.96	100 897.92	157 932.65
Uzbekistan	0.7	0.6	0.81	0.18	0.15	0.2	1.17	0.7	0.6	0.3	0.18	0.15	184 14.31	156 67.21	212 33.81
Cambodia	0.47	0.31	0.69	0.36	0.24	0.53	1	0.47	0.31	0.77	0.36	0.24	184 42.	122 60.	270 80.

													47	42	8
Tunisia	0.91	0.68	1.19	0.53	0.4	0.69	1.73	0.91	0.68	1.01	0.53	0.4	192 19.66	144 07.14	250 36.96
Honduras	0.12	0.08	0.17	0.16	0.11	0.22	0.25	0.12	0.08	0.32	0.16	0.11	492 4.34	344 4.52	699 7.46
Nicaragua	0.16	0.13	0.21	0.29	0.23	0.38	0.31	0.16	0.13	0.55	0.29	0.23	595 6.17	468 6.06	777 0.48
Kyrgyzstan	0.1	0.09	0.12	0.2	0.17	0.24	0.18	0.1	0.09	0.35	0.2	0.17	433 0.86	374 4.73	516 2.73
Comoros	0	0	0.01	0.11	0.07	0.16	0.01	0	0	0.23	0.11	0.07	278 .88	178 .81	407 .84
Lebanon	0.31	0.23	0.41	0.43	0.32	0.57	0.61	0.31	0.23	0.84	0.43	0.32	761 3.9	562 9.8	100 58.

														5	1	93
	Viet Nam	8.83	6.03	12.28	0.59	0.4	0.81	18.27	8.83	6.03	1.21	0.59	0.4	188868.68	128920.63	262774.71
	Sri Lanka	1.12	0.91	1.41	0.35	0.29	0.44	2.08	1.12	0.91	0.65	0.35	0.29	24480.45	19875.74	30785.04
	Jordan	0.4	0.32	0.48	0.34	0.27	0.4	0.7	0.4	0.32	0.59	0.34	0.27	11764.88	9521.42	14112.48
	Equatorial Guinea	0.1	0.06	0.16	0.32	0.18	0.48	0.21	0.1	0.06	0.66	0.32	0.18	1390.22	793.68	2072.84
Upper middle income	Tuvalu	0	0	0	0.65	0.44	0.93	0	0	0	1.31	0.65	0.44	16.12	10.9	23.23
	Marshall Islands	0	0	0	0.69	0.48	0.97	0	0	0	1.35	0.69	0.48	65.87	45.28	92.48

South Africa	4.17	3.14	5.16	0.43	0.33	0.54	7.25	4.17	3.14	0.75	0.43	0.33	69850.56	52712.42	86524.21
Gabon	0.18	0.12	0.26	0.34	0.23	0.5	0.36	0.18	0.12	0.69	0.34	0.23	21055.54	1429.06	3041.37
Fiji	0.06	0.04	0.09	0.47	0.32	0.63	0.12	0.06	0.04	0.89	0.47	0.32	11306.64	781.01	1532.27
Libya	0.61	0.41	0.9	0.61	0.4	0.89	1.27	0.61	0.41	1.26	0.61	0.4	11343.05	7558.29	16730.08
Botswana	0.07	0.05	0.11	0.14	0.09	0.21	0.15	0.07	0.05	0.3	0.14	0.09	939.73	599.43	1396.34
Iraq	1.8	1.42	2.25	0.27	0.21	0.34	3.21	1.8	1.42	0.49	0.27	0.21	33958.	26691.	42319.

Guatemala	0.63	0.53	0.75	0.25	0.21	0.3	1.08	0.63	0.53	0.43	0.25	0.21	22128 77.59	32108 37.25	33153 52.35
Turkmenistan	0.22	0.18	0.26	0.15	0.12	0.18	0.38	0.22	0.18	0.26	0.15	0.12	3128.23	2569.14	3810.66
Suriname	0.08	0.05	0.11	0.58	0.4	0.82	0.16	0.08	0.05	1.18	0.58	0.4	1032.83	721.88	1462.77
Ukraine	7.5	6.13	8.89	1.2	0.98	1.43	13.01	7.5	6.13	2.09	1.2	0.98	128127.03	104683.8	151847.97
Tonga	0	0	0	0.33	0.23	0.49	0.01	0	0	0.7	0.33	0.23	97.87	66.41	143.44
Paraguay	0.51	0.38	0.59	0.43	0.32	0.49	0.86	0.51	0.38	0.72	0.43	0.32	8404.6	6242.3	9756.2

													5	2	5
Dominican Republic	1.42	1.04	1.89	0.49	0.35	0.65	2.74	1.42	1.04	0.94	0.49	0.35	160 07. 79	116 36. 54	212 64. 05
El Salvador	0.45	0.35	0.56	0.56	0.43	0.71	0.82	0.45	0.35	1.03	0.56	0.43	103 53. 16	804 9.6 8	131 13. 71
Azerbaijan	0.86	0.69	1.02	0.36	0.29	0.43	1.48	0.86	0.69	0.62	0.36	0.29	105 52. 92	852 3.8	125 29. 82
Samoa	0.01	0	0.01	0.28	0.18	0.42	0.01	0.01	0	0.61	0.28	0.18	178 .01	114 .08	262 .03
Indonesia	19.87	13.32	30.2	0.46	0.31	0.7	43.82	19.87	13.32	1.01	0.46	0.31	376 200 .76	252 155 .87	571 764 .73
Mongolia	0.18	0.13	0.23	0.28	0.21	0.36	0.33	0.18	0.13	0.53	0.28	0.21	299 7.4	226 5.3	386 9.5

												7	8	2
Mexico	11.15	9.94	12.45	0.34	0.31	0.39	18.12	11.15	9.94	0.56	0.34	0.31	132092.15	117708.68	147508.33
Mauritius	0.25	0.21	0.29	0.67	0.58	0.78	0.42	0.25	0.21	1.14	0.67	0.58	2529.58	2178.72	2929.11
Grenada	0.02	0.01	0.02	0.72	0.58	0.89	0.03	0.02	0.01	1.29	0.72	0.58	246.98	200.84	305.31
Saint Vincent and the Grenadines	0.01	0.01	0.02	0.65	0.53	0.78	0.02	0.01	0.01	1.14	0.65	0.53	194.95	161.4	235.96
Belize	0.02	0.01	0.02	0.29	0.24	0.35	0.03	0.02	0.01	0.51	0.29	0.24	357.42	295.41	425.65
Georgia	0.57	0.48	0.68	0.62	0.52	0.72	0.99	0.57	0.48	1.07	0.62	0.52	7073.1	5919.3	8313.9

													8	6	3
Belarus	3.37	3.01	3.79	1.19	1.07	1.34	5.59	3.37	3.01	1.97	1.19	1.07	338 60.2	302 62.67	380 82.68
Brazil	27.15	25.48	28.81	0.61	0.57	0.64	42.08	27.15	25.48	0.94	0.61	0.57	384 557 .62	360 793 .39	407 976 .3
Kazakhstan	2.6	2.28	2.88	0.33	0.29	0.37	4.23	2.6	2.28	0.54	0.33	0.29	206 76. 77	181 08. 44	228 96. 54
Dominica	0.01	0.01	0.01	0.62	0.43	0.87	0.02	0.01	0.01	1.27	0.62	0.43	124 .69	86. 08	174 .11
Jamaica	0.23	0.19	0.28	0.65	0.52	0.78	0.41	0.23	0.19	1.14	0.65	0.52	557 3.4 6	447 1.2 4	671 0.4
T眉rkiye	17.68	12.84	22.75	0.48	0.35	0.62	33.17	17.68	12.84	0.9	0.48	0.35	121 739	883 98.	156 687

													.18	93	.59
Algeria	1.59	0.96	2.31	0.2	0.12	0.3	3.36	1.59	0.96	0.43	0.2	0.12	280 06. 41	169 36. 68	406 40. 39
Cabo Verde	0.01	0.01	0.02	0.26	0.18	0.37	0.03	0.01	0.01	0.54	0.26	0.18	406 .41	282 .31	588 .32
Republic of Moldova	0.53	0.47	0.59	1.21	1.08	1.35	0.87	0.53	0.47	1.99	1.21	1.08	932 3.1 1	831 3.1	103 80. 4
Saint Lucia	0.02	0.02	0.03	0.51	0.42	0.62	0.04	0.02	0.02	0.91	0.51	0.42	278 .36	231 .87	341 .06
Ecuador	1.03	0.94	1.13	0.36	0.33	0.4	1.66	1.03	0.94	0.58	0.36	0.33	200 77. 09	182 41. 44	219 61. 38
Serbia	3.06	2.51	3.72	1.61	1.32	1.95	5.47	3.06	2.51	2.87	1.61	1.32	328 20. 73	269 53. 93	398 93. 8

Peru	2.7	2.23	3.32	0.47	0.39	0.58	4.87	2.7	2.23	0.85	0.47	0.39	48314.12	39768.43	59385.86
Iran (Islamic Republic of)	4.41	3.21	5.84	0.26	0.19	0.34	8.56	4.41	3.21	0.5	0.26	0.19	70862.72	51527.44	93732.41
Montenegro	0.16	0.12	0.21	0.82	0.6	1.07	0.31	0.16	0.12	1.58	0.82	0.6	1595.62	1168.72	2075.43
North Macedonia	0.43	0.34	0.54	0.97	0.77	1.2	0.79	0.43	0.34	1.77	0.97	0.77	5463.07	4337.96	6791.78
Bosnia and Herzegovina	0.83	0.66	1.07	1.16	0.92	1.5	1.59	0.83	0.66	2.21	1.16	0.92	11574.31	9145.55	14919.57

Argentina	12.21	10.74	13.56	0.89	0.78	0.99	20.02	12.21	10.74	1.45	0.89	0.78	126139.89510	110945.7430	140132.25599
Malaysia	5.98	5.04	7.02	0.47	0.39	0.55	10.35	5.98	5.04	0.81	0.47	0.39	36.88247.63	12.12181.74	02.74329.44
Maldives	0.02	0.01	0.03	0.15	0.11	0.2	0.04	0.02	0.01	0.3	0.15	0.11			
Thailand	11.38	8.64	13.89	0.68	0.51	0.82	20.72	11.38	8.64	1.23	0.68	0.51	157566.53721	119645.41669	192253.61782
Colombia	4.71	4.36	5.1	0.43	0.4	0.47	7.59	4.71	4.36	0.69	0.43	0.4	81.12560	13.38487	59.85643
Armenia	0.37	0.32	0.43	0.58	0.51	0.67	0.64	0.37	0.32	1	0.58	0.51	7.44	5.04	4.46

		Albania	0.21	0.16	0.27	0.36	0.27	0.47	0.41	0.21	0.16	0.7	0.36	0.27	2830.75	213 7.41	3696.84
		China	163.61	134.6	221.93	0.46	0.38	0.62	332.84	163.61	134.6	0.94	0.46	0.38	2156725.79	177 432 4.87	292 560 0.35
		Central African Republic	0.01	0.01	0.02	0.15	0.09	0.24	0.02	0.01	0.01	0.32	0.15	0.09	1496.8	882 .56	2391.26
Low income	Men	Chad	0.11	0.07	0.16	0.21	0.13	0.3	0.21	0.11	0.07	0.4	0.21	0.13	8282.45	542 2.33	120 77.92
		Sierra Leone	0.11	0.07	0.15	0.39	0.26	0.54	0.21	0.11	0.07	0.73	0.39	0.26	6934.16	457 9.49	9649.77
		Niger	0.1	0.06	0.1	0.19	0.12	0.3	0.2	0.1	0.06	0.4	0.19	0.12	110	706	169

		6	5										61.5	8.53	73.76
Democratic Republic of the Congo	0.29	0.18	0.45	0.16	0.1	0.24	0.61	0.29	0.18	0.33	0.16	0.1	37214	23224.23	57214.97
Liberia	0.03	0.02	0.05	0.34	0.21	0.51	0.07	0.03	0.02	0.69	0.34	0.21	4172.74	2588.3	6205.73
Guinea-Bissau	0.01	0.01	0.02	0.17	0.11	0.24	0.02	0.01	0.01	0.33	0.17	0.11	815.52	538.09	1163.92
Burundi	0.05	0.03	0.07	0.31	0.18	0.47	0.1	0.05	0.03	0.63	0.31	0.18	9455.44	5508.07	14174.02
Malawi	0.07	0.05	0.11	0.19	0.12	0.27	0.14	0.07	0.05	0.38	0.19	0.12	8996.7	5847.4	13063.

													1	1	62
													172	116	254
Mali	0.24	0.16	0.35	0.31	0.21	0.46	0.48	0.24	0.16	0.63	0.31	0.21	60.94	38.8	70.7
													271	171	407
Madagascar	0.21	0.13	0.32	0.37	0.24	0.56	0.43	0.21	0.13	0.77	0.37	0.24	75.32	97.38	99.49
													128	754	181
Mozambique	0.09	0.06	0.13	0.17	0.1	0.23	0.18	0.09	0.06	0.32	0.17	0.1	17.76	6.61	59.49
													464	307	676
Togo	0.06	0.04	0.09	0.21	0.14	0.31	0.12	0.06	0.04	0.42	0.21	0.14	8.48	7.76	9.52
													585	376	893
Somalia	0.04	0.02	0.06	0.14	0.09	0.21	0.08	0.04	0.02	0.28	0.14	0.09	9.17	2.35	0.48
Afghanist	0.06	0.0	0.1	0.07	0.04	0.11	0.14	0.06	0.03	0.15	0.07	0.04	677	380	108

	an		3											2.28	6.52	62.74
	Rwanda	0.25	0.16	0.37	0.53	0.33	0.77	0.5	0.25	0.16	1.06	0.53	0.33	173 83.07	107 93.98	253 11.25
	Uganda	0.43	0.26	0.65	0.29	0.18	0.43	0.91	0.43	0.26	0.6	0.29	0.18	333 70.12	205 04.21	507 19.76
	Gambia	0	0	0.01	0.05	0.03	0.07	0.01	0	0	0.1	0.05	0.03	323 .74	212 .72	478 .58
	Burkina Faso	0.1	0.07	0.14	0.16	0.1	0.22	0.2	0.1	0.07	0.31	0.16	0.1	898 9.66	594 4.71	128 85.37
	Sudan	0.25	0.14	0.4	0.21	0.12	0.33	0.57	0.25	0.14	0.47	0.21	0.12	268 67.25	153 79.28	430 35.97
Lower	Lesotho	0.02	0.0	0.0	0.25	0.16	0.37	0.03	0.02	0.01	0.49	0.25	0.16	114	728	169

middle income			1	2										3.1	.26	7.83
	Eswatini	0.02	0.02	0.04	0.18	0.11	0.27	0.05	0.02	0.02	0.37	0.18	0.11	468.86	291.2	719.29
	Haiti	0.19	0.11	0.29	0.51	0.3	0.75	0.39	0.19	0.11	1.02	0.51	0.3	130 95.36	774 1.25	193 28.29
	Zambia	0.17	0.11	0.25	0.2	0.13	0.29	0.34	0.17	0.11	0.4	0.2	0.13	950 8.21	611 1.13	135 26.8
	Cameroon	0.5	0.32	0.75	0.33	0.21	0.49	1.03	0.5	0.32	0.67	0.33	0.21	212 66.63	137 13.12	318 85.87
	Guinea	0.07	0.05	0.11	0.12	0.08	0.18	0.15	0.07	0.05	0.24	0.12	0.08	399 2.46	263 3.12	593 9.86
	Congo	0.07	0.0	0.1	0.18	0.12	0.26	0.15	0.07	0.05	0.35	0.18	0.12	256	170	374

		5	1										7.93	7.83	1.32
Angola	0.64	0.4	0.91	0.18	0.11	0.26	1.25	0.64	0.4	0.35	0.18	0.11	14796.64	934 0.57	211 22.45
Nigeria	3.75	2.4	5.5	0.19	0.12	0.28	7.59	3.75	2.4	0.38	0.19	0.12	102 098.85	655 37.49	149 819.16
Cote d'Ivoire	0.47	0.32	0.68	0.21	0.14	0.3	0.94	0.47	0.32	0.42	0.21	0.14	15238.52	104 25.11	223 59.36
Palestine	0.15	0.12	0.2	0.5	0.38	0.64	0.27	0.15	0.12	0.88	0.5	0.38	5772.04	436 5.46	743 6.66
Solomon Islands	0.01	0.01	0.02	0.58	0.33	0.88	0.03	0.01	0.01	1.21	0.58	0.33	1109.64	637 .27	167 8.44

Ghana	0.57	0.37	0.84	0.22	0.15	0.33	1.16	0.57	0.37	0.45	0.22	0.15	180 73. 68	119 06. 89	266 68. 61
Zimbabwe	0.23	0.15	0.35	0.24	0.16	0.37	0.48	0.23	0.15	0.51	0.24	0.16	962 0.3 2	634 3.9 6	144 81. 36
Namibia	0.08	0.05	0.12	0.24	0.16	0.35	0.16	0.08	0.05	0.48	0.24	0.16	170 3.7 1	112 3.5 2	244 7.3 5
Benin	0.15	0.1	0.22	0.26	0.17	0.38	0.3	0.15	0.1	0.52	0.26	0.17	882 7.6 9	582 0.6 4	128 43. 03
Myanmar	2.62	1.67	3.9	0.81	0.52	1.21	5.38	2.62	1.67	1.67	0.81	0.52	103 675 .99	660 09. 31	154 264 .55
Papua New	0.14	0.08	0.22	0.29	0.17	0.46	0.31	0.14	0.08	0.64	0.29	0.17	772 6.2	443 3.5	120 37.

Guinea													4	4	28
Micronesia (Federated States of)	0	0	0	0.58	0.4	0.82	0.01	0	0	1.14	0.58	0.4	158.65	107.84	223.03
Lao People's Democratic Republic	0.38	0.24	0.57	0.53	0.33	0.8	0.8	0.38	0.24	1.13	0.53	0.33	10485.8	6502.48	15797.9
Mauritania	0.09	0.06	0.14	0.27	0.18	0.4	0.2	0.09	0.06	0.57	0.27	0.18	3586.72	2373.32	5287.89
Djibouti	0.04	0.03	0.06	0.49	0.32	0.73	0.09	0.04	0.03	1.03	0.49	0.32	1486.03	949.84	2200.53
Pakistan	2.6	1.71	3.58	0.17	0.11	0.24	5.09	2.6	1.71	0.34	0.17	0.11	115900	76206.	159549

													.06	07	.93
United Republic of Tanzania	0.34	0.23	0.49	0.13	0.09	0.19	0.7	0.34	0.23	0.27	0.13	0.09	221 16. 45	147 92. 05	322 61. 48
Senegal	0.17	0.12	0.25	0.2	0.14	0.29	0.36	0.17	0.12	0.41	0.2	0.14	956 7.2 1	658 0.8 6	140 05. 95
Egypt	7.62	5.29	10.55	0.36	0.25	0.5	15	7.62	5.29	0.71	0.36	0.25	110 471 .7	767 42. 69	153 002 .89
Kenya	0.7	0.46	0.99	0.2	0.13	0.28	1.41	0.7	0.46	0.4	0.2	0.13	294 56. 27	192 03. 49	416 11. 9
Kiribati	0	0	0	0.3	0.19	0.43	0	0	0	0.61	0.3	0.19	102 .36	66. 42	147 .37
India	33.78	25.12	44.47	0.23	0.17	0.3	63.39	33.78	25.12	0.43	0.23	0.17	888 182	660 610	116 944

													.97	.55	4.46
Sao Tome and Principe	0.01	0	0.01	0.43	0.27	0.62	0.01	0.01	0	0.88	0.43	0.27	265.66	169.94	381.46
Bangladesh	4.85	3.04	7.05	0.31	0.19	0.45	10.11	4.85	3.04	0.64	0.31	0.19	147486.41	922 89.68	214328.12
Timor-Leste	0.02	0.01	0.03	0.33	0.21	0.49	0.05	0.02	0.01	0.7	0.33	0.21	1263.08	794.69	1850.03
Vanuatu	0	0	0	0.28	0.17	0.42	0.01	0	0	0.59	0.28	0.17	235.44	142.75	352.43
Bolivia (Plurinational State of)	0.9	0.6	1.26	0.57	0.38	0.8	1.8	0.9	0.6	1.14	0.57	0.38	18717.37	12629.64	26381.97
Tajikista	0.1	0.0	0.1	0.2	0.15	0.26	0.19	0.1	0.08	0.37	0.2	0.15	567	447	741

n		8	3									2.96	8.55	4.45
Bhutan	0.03	0.02	0.04	0.21	0.13	0.3	0.06	0.03	0.02	0.44	0.21	0.13	468.93	292.02	683.54
Morocco	1.65	1.05	2.59	0.43	0.28	0.68	3.76	1.65	1.05	0.99	0.43	0.28	48430.34	30800.7	762 81.7
Nepal	0.28	0.17	0.42	0.17	0.11	0.26	0.6	0.28	0.17	0.37	0.17	0.11	14558.7	892 8.84	217 01.78
Philippines	7.19	5.8	8.72	0.57	0.46	0.69	12.45	7.19	5.8	0.99	0.57	0.46	178610.75	143986.69	216651.04
Uzbekistan	0.92	0.82	1.05	0.23	0.21	0.27	1.51	0.92	0.82	0.38	0.23	0.21	22996.1	204 30.85	262 39.66
Cambodi	0.45	0.2	0.6	0.35	0.21	0.51	0.94	0.45	0.27	0.73	0.35	0.21	169	101	247

a		7	6										87.05	84.41	56.27
Tunisia	1.11	0.83	1.44	0.65	0.49	0.84	2.08	1.11	0.83	1.22	0.65	0.49	22674.03	170 20.32	294 59.17
Honduras	0.08	0.06	0.12	0.11	0.07	0.15	0.17	0.08	0.06	0.22	0.11	0.07	3331.23	226 9.92	477 7.02
Nicaragua	0.15	0.12	0.2	0.27	0.21	0.35	0.29	0.15	0.12	0.5	0.27	0.21	5324.84	410 4.24	681 3.95
Kyrgyzstan	0.12	0.1	0.13	0.23	0.19	0.26	0.19	0.12	0.1	0.37	0.23	0.19	4612.35	396 3.17	524 2.17
Comoros	0	0	0.01	0.14	0.09	0.21	0.01	0	0	0.31	0.14	0.09	353.93	216 .05	523 .93
Lebanon	0.42	0.3	0.5	0.58	0.43	0.76	0.81	0.42	0.31	1.11	0.58	0.43	996	735	131

			1	5										1.87	2.72	28.91	
	Viet Nam	14.5	8.98	20.57	0.96	0.59	1.36	29.77	14.5	8.98	1.97	0.96	0.59	278503.62	172348.96	395061.09	
	Sri Lanka	1.56	1.19	2.05	0.49	0.37	0.64	2.99	1.56	1.19	0.94	0.49	0.37	319 43.16	242 92.09	419 42.17	
	Jordan	0.62	0.51	0.73	0.52	0.43	0.61	1.07	0.62	0.51	0.9	0.52	0.43	18233.76	15233.1	216 28.47	
	Equatorial Guinea	0.09	0.05	0.13	0.28	0.16	0.41	0.18	0.09	0.05	0.55	0.28	0.16	1110.21	656.63	164 4.21	
Upper middle income	Tuvalu	0	0	0	0.98	0.62	1.41	0	0	0	1.93	0.98	0.62	22.05	13.95	31.78	
	Marshall	0	0	0	0.66	0.4	0.98	0	0	0	1.36	0.66	0.4	61.	36.	91.	

Islands													69	99	54
South Africa	5.19	4.28	6.32	0.54	0.45	0.66	8.72	5.19	4.28	0.91	0.54	0.45	80529.01	66383.03	98139.41
Gabon	0.12	0.07	0.17	0.22	0.14	0.33	0.24	0.12	0.07	0.47	0.22	0.14	1407.07	891.94	2088.97
Fiji	0.07	0.05	0.11	0.55	0.37	0.8	0.15	0.07	0.05	1.11	0.55	0.37	1289.21	872.22	1855.38
Libya	0.56	0.37	0.81	0.55	0.37	0.8	1.15	0.56	0.37	1.14	0.55	0.37	10944.33	7236.03	15827.48
Botswana	0.08	0.05	0.12	0.16	0.1	0.22	0.16	0.08	0.05	0.31	0.16	0.1	998.5	629.92	1425.46
Iraq	2.31	1.6	3.0	0.35	0.25	0.46	4.26	2.31	1.68	0.64	0.35	0.25	410	299	536

		8	2										04.2	14.08	28.12
Guatemala	0.54	0.47	0.64	0.22	0.19	0.26	0.91	0.54	0.47	0.36	0.22	0.19	10524.73	9070.89	12364.71
Turkmenistan	0.26	0.21	0.3	0.18	0.15	0.2	0.42	0.26	0.21	0.29	0.18	0.15	3455.51	285 6.45	402 1.02
Suriname	0.09	0.06	0.13	0.67	0.47	0.95	0.18	0.09	0.06	1.35	0.67	0.47	1134.28	787 .02	1606.34
Ukraine	10.99	9.79	12.33	1.76	1.57	1.98	17.32	10.99	9.79	2.78	1.76	1.57	159005.35	141560.32	178366.04
Tonga	0	0	0	0.19	0.12	0.28	0	0	0	0.4	0.19	0.12	55.79	35.64	80.33
Paraguay	0.63	0.4	0.7	0.52	0.34	0.62	1.06	0.63	0.41	0.88	0.52	0.34	960	629	114

		1	5										2.09	7.93	42.79
Dominican Republic	1.84	1.39	2.4	0.63	0.47	0.82	3.41	1.84	1.39	1.17	0.63	0.47	192 55.41	144 87.09	250 85.53
El Salvador	0.39	0.29	0.52	0.49	0.37	0.65	0.73	0.39	0.29	0.91	0.49	0.37	816 2.45	609 6.68	107 35.52
Azerbaijan	1.25	1.01	1.5	0.52	0.42	0.63	2.15	1.25	1.01	0.89	0.52	0.42	144 97.44	117 32.21	173 93.23
Samoa	0	0	0.01	0.28	0.16	0.42	0.01	0	0	0.6	0.28	0.16	167 .01	96. 47	251 .04
Indonesia	32.55	20.65	45.8	0.75	0.48	1.06	65.62	32.55	20.65	1.51	0.75	0.48	585 910 .21	371 660 .33	824 279 .18
Mongolia	0.23	0.1	0.3	0.36	0.27	0.47	0.42	0.23	0.17	0.67	0.36	0.27	335	248	434

		7											8.94	0.78	4.05
Mexico	14.32	12.92	15.99	0.44	0.4	0.49	22.94	14.32	12.92	0.71	0.44	0.4	160084.97	144437.73	178841.11
Mauritius	0.39	0.33	0.45	1.05	0.89	1.23	0.65	0.39	0.33	1.76	1.05	0.89	361306.86	2.13	422 7.37
Grenada	0.02	0.01	0.02	0.79	0.65	0.95	0.03	0.02	0.01	1.37	0.79	0.65	262217.25	03	315.83
Saint Vincent and the Grenadines	0.02	0.02	0.02	0.93	0.78	1.1	0.03	0.02	0.02	1.58	0.93	0.78	266220.01	.69	313.64
Belize	0.02	0.02	0.02	0.36	0.31	0.42	0.03	0.02	0.02	0.61	0.36	0.31	414355.66	.63	487.94
Georgia	0.98	0.8	1.1	1.05	0.88	1.21	1.6	0.98	0.82	1.72	1.05	0.88	106	894	122

		2	2										16.02	5.09	22.34
Belarus	4.16	3.74	4.62	1.47	1.32	1.63	6.58	4.16	3.74	2.33	1.47	1.32	366 75.21	330 00.28	407 30.56
Brazil	31.42	29.62	33.5	0.7	0.66	0.75	48.22	31.42	29.62	1.08	0.7	0.66	419 240.58	395 168.74	447 021.2
Kazakhstan	4.16	3.82	4.52	0.53	0.49	0.58	6.48	4.16	3.82	0.83	0.53	0.49	299 96.39	275 37.44	325 97.84
Dominica	0.01	0.01	0.02	0.82	0.58	1.16	0.02	0.01	0.01	1.67	0.82	0.58	157 .78	110 .36	221 .87
Jamaica	0.33	0.27	0.4	0.91	0.75	1.1	0.57	0.33	0.27	1.59	0.91	0.75	747 3.08	615 4.65	898 9.51
T眉rkiye	28.15	20.	36.	0.76	0.56	0.99	53.23	28.1	20.5	1.44	0.76	0.56	191	139	248

		57	65					5	7				016	555	676
													.72	.77	.17
		1.0	2.6										303	177	463
Algeria	1.73	1	3	0.22	0.13	0.34	3.84	1.73	1.01	0.49	0.22	0.13	65.	53.	13.
													34	75	78
Cabo		0.0	0.0										350	235	518
Verde	0.01	1	2	0.23	0.16	0.34	0.03	0.01	0.01	0.5	0.23	0.16	.16	.39	.05
													164	150	183
Republic		0.9	1.1										07.	48.	38.
of Moldova	1.03	5	5	2.36	2.17	2.64	1.66	1.03	0.95	3.8	2.36	2.17	55	02	89
Saint		0.0	0.0										338	282	394
Lucia	0.03	3	4	0.65	0.54	0.76	0.05	0.03	0.03	1.1	0.65	0.54	.23	.35	.07
		0.9	1.1										192	177	210
Ecuador	1.06	8	6	0.37	0.34	0.41	1.68	1.06	0.98	0.59	0.37	0.34	16.	37.	70.
													3	58	45
		4.2	5.8										507	431	596
Serbia	4.97	3	4	2.61	2.22	3.07	8.49	4.97	4.23	4.46	2.61	2.22	13.	76.	61.

													08	27	96
Peru	2.45	2.04	2.87	0.43	0.35	0.5	4.19	2.45	2.04	0.73	0.43	0.35	429	357	503
													43.16	26.38	69.6
Iran (Islamic Republic of)	6.19	4.66	7.97	0.36	0.27	0.46	11.66	6.19	4.66	0.68	0.36	0.27	987	743	127
													67.51	19.95	163.07
Montenegro	0.27	0.2	0.35	1.41	1.05	1.81	0.51	0.27	0.2	2.63	1.41	1.05	259	192	332
													8.21	6.28	2.3
North Macedonia	0.66	0.54	0.78	1.47	1.2	1.74	1.14	0.66	0.54	2.54	1.47	1.2	799	653	946
													4.03	5.27	5.54
Bosnia and Herzegovin	1.23	1.02	1.45	1.71	1.43	2.02	2.11	1.23	1.02	2.95	1.71	1.43	160	134	190
													99.78	54.35	59.99

a														
Argentina	16	14.34	17.76	1.16	1.04	1.29	25.87	16	14.34	1.88	1.16	1.04	157123.88	140814.37	174384.08
Malaysia	8.83	7	10.95	0.69	0.55	0.85	16.01	8.83	7	1.25	0.69	0.55	72900.1	57824.12	90384.23
Maldives	0.03	0.02	0.04	0.23	0.16	0.29	0.06	0.03	0.02	0.43	0.23	0.16	366.9	262.05	473.45
Thailand	23.15	19.82	27.53	1.37	1.18	1.63	39.97	23.15	19.82	2.37	1.37	1.18	288147.17	246667.95	342593.07
Colombia	4.68	4.36	5.04	0.43	0.4	0.46	7.38	4.68	4.36	0.67	0.43	0.4	67822.35	63159.07	72966.12
Armenia	0.4	0.34	0.46	0.63	0.54	0.72	0.67	0.4	0.34	1.05	0.63	0.54	5609.7	4845.3	6443.1

															9	3	6
															434	326	563
	Albania	0.34	0.25	0.44	0.58	0.44	0.76	0.65	0.34	0.25	1.11	0.58	0.44		2.37	4.25	9.45
															411	352	480
	China	329.34	282.44	385.14	0.93	0.8	1.08	569.38	329.34	282.44	1.6	0.93	0.8		011	479	650
															3.91	3.56	8.17

Supplementary Table SII. Estimated discounted and undiscounted VLW and VLW-to-GDP ratios for CRC across 122 LMICs in 2050, under the IE = 1.0

Income group	**Sex**	**Location name**	**Discounted VLW, Int$ million**	**Discounted VLW region (%)**	**Discounted VLW-to-GDP ratios**	**Discounted VLW-to-GDP ratio**	**Discounted VLW-to-GDP ratio**	**Undiscounted VLW, Int$ million**	**Undiscounted VLW region (%)**	**Undiscounted VLW-to-GDP ratios**	**Undiscounted VLW-to-GDP ratio**	**Undiscounted VLW-to-GDP ratio**	**DALY**	**DALY**	**DALY**

				(millions)	95% UI lower	95% UI upper	os (%)	os (%)		(millions)	(millions)	95% UI lower	95% UI upper	rati os (%)	rati os (%)		95% UI lower	95% UI upper
		Central African Republic	0.19	0.03	1.08	2.98	0.53	16.73	0.25	0.05	1.43	3.93	0.70	22.05	29239.05	39522.89	29007.07
Low income	Both	Chad	4.32	0.18	102.73	8.27	0.35	196.93	5.81	0.24	138.28	11.14	0.47	265.07	337020.81	68828.63	22539 7.53
		Sierra Leone	1.26	0.13	12.10	4.41	0.46	42.45	1.69	0.18	16.33	5.95	0.62	57.29	79569.97	58936.46	15137 9.89

Niger	1.06	0.45	2.52	2.17	0.91	5.14	1.44	0.61	3.42	2.94	1.24	6.96	123225.40	61009.45	163946.88
Democratic Republic of the Congo	13.90	1.26	152.86	7.59	0.69	83.49	18.93	1.72	208.20	10.34	0.94	113.72	1789062.56	140340428	181474499
Liberia	0.50	0.02	10.76	5.11	0.24	109.19	0.69	0.03	14.67	6.96	0.33	148.83	62734.10	46261.76	92435.50
Guinea-Bissau	0.16	0.03	0.95	2.49	0.42	14.78	0.22	0.04	1.30	3.40	0.57	20.16	12073.01	10200.89	14574.80
Burundi	0.75	0.06	9.04	4.75	0.39	57.41	1.02	0.08	12.37	6.50	0.54	78.60	148204.52	95028.61	11461 3.63
Malawi	0.97	0.09	10.65	2.50	0.23	27.57	1.33	0.12	14.62	3.43	0.31	37.86	121915.28	84463.38	16403 9.54
Mali	3.67	0.6	21.4	4.87	0.83	28.4	5.05	0.86	29.5	6.69	1.15	39.1	2690	1443	3445

		3	6			4			1			1	04.94	38.31	97.51
Madagascar	4.61	0.40	53.59	8.17	0.70	94.98	6.36	0.55	73.90	11.27	0.97	131.00	6010 93.32	5018 90.97	8060 13.81
Mozambique	0.48	0.04	5.46	0.85	0.07	9.67	0.66	0.06	7.54	1.17	0.10	13.36	6783 1.54	3617 9.38	1514 95.92
Togo	1.23	0.27	5.61	4.20	0.92	19.13	1.71	0.37	7.77	5.81	1.28	26.48	9365 2.41	6790 6.49	1448 11.88
Somalia	0.33	0.05	2.35	1.14	0.16	8.21	0.45	0.06	3.25	1.58	0.22	11.38	5036 8.86	3373 8.58	7220 4.70
Afghanistan	0.44	0.12	1.57	0.48	0.14	1.72	0.62	0.17	2.18	0.67	0.19	2.39	4897 2.75	4174 0.73	6286 9.46
Rwanda	3.82	0.15	97.68	8.05	0.31	205.91	5.31	0.21	135.83	11.19	0.44	286.34	2744 69.60	2263 7.08	3696 64.19
Uganda	7.39	1.1	46.5	4.90	0.78	30.9	10.30	1.63	64.9	6.83	1.08	43.1	5899	4403	9185

			7	9			1			6			0	11.35	91.17	94.54
	Gambia	0.03	0.02	0.05	0.35	0.21	0.60	0.04	0.03	0.07	0.50	0.29	0.84	2423.11	1620.05	3138.73
	Burkina Faso	1.55	0.22	11.18	2.45	0.34	17.60	2.18	0.30	15.70	3.44	0.48	24.71	143683.45	838260.86	365848.27
	Sudan	1.66	0.70	3.94	1.37	0.58	3.26	2.34	0.98	5.57	1.93	0.81	4.60	178539.01	111491.57	272607.58
	Lesotho	0.04	0.00	0.87	0.60	0.03	13.05	0.05	0.00	1.17	0.81	0.04	17.53	2905.63	2176.13	3611.08
Lower middle income	Eswatini	0.08	0.01	0.89	0.61	0.06	6.43	0.11	0.01	1.21	0.83	0.08	8.74	1652.57	4640.97	5555.96
	Haiti	3.10	1.01	9.47	8.08	2.64	24.72	4.21	1.38	12.89	11.00	3.60	33.65	208892.64	107211.45	195852.46

Zambia	2.21	0.36	13.66	2.62	0.42	16.17	3.02	0.49	18.68	3.58	0.58	22.10	122654.22	757377.07	170063.72
Cameroon	16.52	1.40	195.72	10.76	0.91	127.49	22.65	1.91	268.24	14.75	1.25	174.73	699851.088	729726.04	651054.15
Guinea	2.98	0.25	35.68	4.78	0.40	57.15	4.10	0.34	49.02	6.56	0.55	78.51	159348.00	662504.19	770002.66
Congo	5.77	0.17	196.90	13.62	0.40	464.89	7.94	0.23	271.18	18.75	0.55	640.27	197230.81	54722.92	412122.79
Angola	17.07	0.59	490.81	4.76	0.17	136.93	23.55	0.82	676.95	6.57	0.23	188.86	412710.85	236927.57	537381.41
Nigeria	63.17	7.36	542.55	3.18	0.37	27.35	87.32	10.17	749.90	4.40	0.51	37.80	172723 2.	23627 6.	18072 30.3

												56	50	9
Cote d'Ivoire	26.00	0.21	3208.14	11.53	0.09	1422.36	35.97	0.29	4438.46	15.95	0.13	1967.82	85874985	86015682	928143.35
Palestine	0.77	0.55	1.08	2.49	1.77	3.51	1.06	0.76	1.50	3.46	2.46	4.87	31296.54	26734.41	9300 4.86
Solomon Islands	0.16	0.00	6.32	7.59	0.19	304.05	0.22	0.01	8.79	10.55	0.26	422.95	14860.78	8798 .58	1480 0.96
Ghana	9.49	1.79	50.43	3.72	0.70	19.75	13.23	2.49	70.27	5.18	0.98	27.52	30994 4.93	23136 7.40	3394 68.95
Zimbabwe	0.45	0.25	0.80	0.48	0.27	0.84	0.63	0.36	1.11	0.66	0.38	1.17	19219.87	13807.27	2568 7.72
Namibia	0.58	0.09	3.88	1.74	0.26	11.64	0.81	0.12	5.42	2.43	0.36	16.25	12832.94	8966 .65	1693 0.49
Benin	1.03	0.18	5.84	1.77	0.31	10.02	1.44	0.25	8.15	2.47	0.44	13.99	62167.15	50465.65	7574 2.97

Myanmar	18.87	8.04	44.27	5.86	2.50	13.74	26.39	11.25	61.90	8.19	3.49	19.21	7938 68.95	4504 31.82	8281 42.17
Papua New Guinea	0.97	0.32	2.95	2.00	0.66	6.07	1.36	0.45	4.13	2.80	0.92	8.52	5252 9.49	2606 6.29	1315 57.42
Micronesia (Federated States of)	0.01	0.00	0.01	1.31	0.92	1.89	0.01	0.01	0.01	1.85	1.29	2.65	377. 43	175. 86	309.3 5
Lao People's Democratic Republic	7.12	1.26	40.21	9.99	1.77	56.45	10.02	1.77	56.61	14.07	2.49	79.48	1974 85.62	1172 50.54	2400 35.77
Mauritania	1.95	0.21	18.02	5.59	0.61	51.50	2.76	0.30	25.42	7.88	0.85	72.65	7296 5.42	5189 3.21	4099 9.79
Djibouti	0.74	0.02	24.63	8.94	0.27	295. 70	1.05	0.03	34.82	12.63	0.38	417. 94	2701 9.81	2865 7.56	3121 8.89
Pakistan	19.62	14. 68	26.24	1.32	0.99	1.76	27.75	20.76	37.11	1.86	1.39	2.49	8577 39.5	6242 50.1	1134 633.8

														5	1	2
United Republic of Tanzania	1.75	0.34	9.05	0.67	0.13	3.49	2.48	0.48	12.82	0.96	0.18	4.94	115242.62	107239.77	154075.58
Senegal	1.02	0.55	1.89	1.18	0.63	2.19	1.45	0.78	2.69	1.67	0.90	3.11	56828.06	41163.09	75309.87
Egypt	49.20	25.34	95.52	2.32	1.19	4.50	69.82	35.96	135.56	3.29	1.69	6.39	708125.59	313921.99	930860.74
Kenya	5.85	2.58	13.23	1.67	0.74	3.78	8.31	3.67	18.79	2.38	1.05	5.38	247980.80	129982.11	288340.57
Kiribati	0.00	0.00	0.01	1.05	0.85	1.29	0.01	0.01	0.01	1.50	1.22	1.84	376.89	265.45	496.71
India	161.45	118.26	220.40	1.09	0.80	1.48	230.01	168.49	314.01	1.55	1.13	2.12	4238884.71	3490918.86	5111719.20

Sao Tome and Principe	0.02	0.00	0.11	1.51	0.30	7.66	0.03	0.01	0.15	2.15	0.42	10.91	944.39	820.93	1196.11
Bangladesh	99.52	17.03	581.70	6.34	1.09	37.09	141.95	24.29	829.75	9.05	1.55	52.90	2963338.25	1177351.73	2985815.35
Timor-Leste	0.14	0.10	0.19	2.13	1.56	2.90	0.20	0.15	0.28	3.03	2.23	4.14	8021.59	6409.03	12552.19
Vanuatu	0.02	0.00	0.15	1.93	0.28	13.37	0.03	0.00	0.22	2.75	0.40	19.08	1688.04	1898.21	1486.94
Bolivia (Plurinational State of)	7.93	6.57	9.57	5.02	4.16	6.06	11.34	9.39	13.68	7.18	5.95	8.67	16912 0.33	10083 9.43	21419 9.893
Tajikistan	2.76	0.04	217.20	5.35	0.07	421.18	3.96	0.05	311.90	7.68	0.10	604.81	15563 6.90	91745.18	17414 7.780
Bhutan	0.18	0.08	0.43	1.42	0.59	3.40	0.26	0.11	0.62	2.04	0.85	4.90	3142.06	2177.80	3547.29

Morocco	7.30	1.57	33.99	1.93	0.41	8.97	10.51	2.26	48.92	2.77	0.60	12.91	208636.99	255930.86	289254.69
Nepal	5.29	1.06	26.36	3.30	0.66	16.45	7.61	1.53	37.95	4.75	0.95	23.69	277197.799	128510.31	274679.68
Philippines	19.94	17.43	22.82	1.58	1.38	1.81	28.73	25.11	32.88	2.28	1.99	2.60	515251.12	443217.57	882789.39
Uzbekistan	3.67	0.19	70.87	0.93	0.05	17.90	5.30	0.27	102.16	1.34	0.07	25.80	94109.30	71052.74	114732.84
Cambodia	4.39	1.41	13.67	3.39	1.09	10.56	6.34	2.04	19.73	4.90	1.58	15.24	16918.266	14942.016	20954.79
Tunisia	4.79	4.14	5.54	2.79	2.41	3.23	6.94	6.00	8.03	4.05	3.50	4.69	99242.17	60752.37	132752.63
Honduras	0.62	0.5	0.72	0.81	0.69	0.94	0.89	0.77	1.04	1.17	1.01	1.36	2511	1784	3299

		3											1.16	2.33	6.72
Nicaragua	1.04	0.66	1.64	1.84	1.16	2.89	1.51	0.96	2.39	2.67	1.69	4.21	3682 5.67	3202 2.94	4054 2.13
Kyrgyzstan	0.22	0.15	0.33	0.43	0.29	0.63	0.32	0.22	0.48	0.62	0.42	0.92	8943 .11	8061 .57	9955. 63
Comoros	0.02	0.01	0.02	0.55	0.42	0.72	0.03	0.02	0.03	0.81	0.62	1.05	1396 .00	928. 08	2740. 01
Lebanon	3.68	2.58	5.24	5.07	3.56	7.22	5.38	3.78	7.67	7.41	5.20	10.56	8827 4.51	6114 3.62	7837 8.08
Viet Nam	100.19	46.96	213.74	6.64	3.11	14.17	146.98	68.90	313.57	9.74	4.57	20.78	2032 515. 34	1314 910. 42	2555 103.18
Sri Lanka	7.56	4.25	13.46	2.37	1.33	4.23	11.10	6.24	19.76	3.48	1.96	6.20	1599 34.92	1363 77.99	3945 81.87
Jordan	3.13	0.39	25.04	2.63	0.33	21.02	4.61	0.58	36.80	3.87	0.48	30.90	9249 7.48	9874 1.86	1407 27.63

	Equatorial Guinea	7.64	0.05	1229.40	23.76	0.15	3821.72	10.44	0.06	1678.90	32.44	0.20	5219.06	98957.28	92628.33	82762.94
	Tuvalu	0.00	0.00	0.00	2.18	1.96	2.43	0.00	0.00	0.00	3.02	2.72	3.36	51.53	47.22	89.84
	Marshall Islands	0.01	0.01	0.01	2.57	2.16	3.06	0.01	0.01	0.01	3.57	3.00	4.25	242.54	174.55	299.12
Upper middle income	South Africa	110.71	0.58	21051.44	11.52	0.06	21901.01	154.10	0.81	29302.55	16.04	0.08	3049.77	178826 4.85	88957 5.97	24716 67.55
	Gabon	3.62	0.04	334.56	7.03	0.08	648.70	5.06	0.05	467.01	9.81	0.11	905.53	43403.20	18815.83	44122.04
	Fiji	0.42	0.11	1.59	3.14	0.84	11.78	0.60	0.16	2.24	4.42	1.18	16.57	7470 .08	5345 .94	9179. 96
	Libya	3.48	2.47	4.90	3.44	2.44	4.84	4.92	3.50	6.93	4.87	3.46	6.85	66187.08	46445.80	88053.57
	Botswana	0.20	0.01	5.72	0.38	0.01	10.97	0.28	0.01	8.10	0.54	0.02	15.54	24960 .02	7377 .57	3352. 51

Iraq	17.38	2.22	135.94	2.63	0.34	20.58	24.69	3.16	193.10	3.74	0.48	29.24	317620.96	280111.28	482042.09
Guatemala	3.90	2.82	5.39	1.57	1.13	2.16	5.57	4.03	7.70	2.24	1.62	3.09	77700.75	66145.52	74257.05
Turkmenistan	0.47	0.27	0.82	0.32	0.19	0.56	0.68	0.39	1.17	0.46	0.27	0.80	6583.73	5809.60	7467.20
Suriname	0.39	0.28	0.55	2.92	2.08	4.11	0.56	0.40	0.78	4.19	2.98	5.88	5093.41	3589.40	6601.63
Ukraine	18.23	12.94	25.68	2.93	2.08	4.12	26.14	18.56	36.81	4.20	2.98	5.91	287132.48	259991.80	320380.03
Tonga	0.01	0.01	0.01	0.94	0.75	1.18	0.01	0.01	0.01	1.35	1.08	1.69	274.42	203.10	382.41
Paraguay	2.19	1.66	2.90	1.83	1.38	2.41	3.15	2.38	4.15	2.62	1.98	3.46	34805.19	18775.07	70379.07
Dominican	11.54	0.9	137.	3.94	0.33	46.9	16.56	1.39	197.	5.66	0.47	67.4	1248	8127	2416

Republic		7	60			9			54			7	84.61	7.40	77.72
El Salvador	2.51	2.37	2.67	3.14	2.96	3.34	3.61	3.40	3.83	4.51	4.24	4.79	55440.70	44989.85	61032.37
Azerbaijan	3.00	0.10	91.31	1.25	0.04	38.02	4.32	0.14	131.30	1.80	0.06	54.67	35759.57	21973.76	51583.58
Samoa	0.06	0.02	0.23	3.39	0.90	12.77	0.09	0.02	0.33	4.88	1.30	18.38	2079.41	1371.96	2144.55
Indonesia	157.88	54.81	454.75	3.64	1.26	10.49	227.54	79.00	655.41	5.25	1.82	15.12	291036 7.67	223944 6.38	359701 4.91
Mongolia	1.10	0.08	14.90	1.75	0.13	23.77	1.58	0.12	21.49	2.53	0.19	34.28	17388.76	5296.90	8581.10
Mexico	88.56	69.49	112.88	2.74	2.15	3.49	127.94	100.38	163.07	3.96	3.11	5.04	101952 3.87	254288 .92	502097.48
Mauritius	1.05	0.9	1.12	2.85	2.69	3.02	1.52	1.43	1.61	4.12	3.88	4.37	1021	9400	1163

		9											7.51	.28	8.40
Grenada	0.06	0.04	0.09	2.71	1.87	3.92	0.09	0.06	0.13	3.92	2.71	5.67	914.96	675.41	1048.89
Saint Vincent and the Grenadines	0.06	0.05	0.08	3.10	2.28	4.21	0.09	0.07	0.12	4.48	3.30	6.09	905.49	813.51	1074.87
Belize	0.07	0.06	0.10	1.30	0.99	1.69	0.11	0.08	0.14	1.88	1.44	2.45	1538.30	1978.13	3042.41
Georgia	1.37	0.26	7.38	1.47	0.27	7.92	1.99	0.37	10.69	2.13	0.40	11.47	15898.72	13034.67	17022.64
Belarus	7.47	3.45	16.18	2.64	1.22	5.72	10.83	5.00	23.46	3.83	1.77	8.29	70535.26	65219.46	76340.22
Brazil	176.44	155.91	199.67	3.95	3.49	4.47	255.83	226.06	289.52	5.72	5.06	6.48	242610.58	231804.34	254536.01
Kazakhstan	6.64	4.83	9.14	0.85	0.62	1.17	9.64	7.00	13.27	1.23	0.89	1.69	50434.14	47192.63	53518.78

Dominica	0.03	0.03	0.04	2.32	1.95	2.76	0.05	0.04	0.05	3.38	2.84	4.01	454.52	352.09	474.29
Jamaica	0.61	0.02	14.84	1.68	0.07	41.32	0.88	0.04	21.59	2.45	0.10	60.11	14108.44	14092.97	20054.35
Türkiye	97.27	70.12	134.93	2.64	1.90	3.66	141.53	102.02	196.33	3.84	2.77	5.33	664843.54	524080.34	476941.464
Algeria	10.74	3.68	31.30	1.38	0.47	4.03	15.63	5.36	45.56	2.01	0.69	5.87	188820.40	116046.28	262928.710
Cabo Verde	0.08	0.06	0.10	1.50	1.15	1.95	0.12	0.09	0.15	2.18	1.67	2.84	2317.89	1645.73	2978.50
Republic of Moldova	1.86	0.29	11.73	4.26	0.68	26.88	2.71	0.43	17.10	6.22	0.99	39.20	31204.87	99104.91	33777.16
Saint Lucia	0.10	0.08	0.14	2.21	1.62	3.01	0.15	0.11	0.20	3.22	2.37	4.39	1181.28	1023.65	1351.11
Ecuador	8.58	0.4	150.	3.00	0.17	52.5	12.52	0.71	219.	4.38	0.25	76.7	1609	1265	1926

		9	53			9			66			5	81.81	72.56	17.70
Serbia	7.33	5.91	9.10	3.85	3.10	4.78	10.72	8.64	13.31	5.63	4.54	6.99	76729.97	67384.99	92589.64
Peru	17.73	10.19	30.85	3.08	1.77	5.36	25.92	14.90	45.10	4.50	2.59	7.83	313702.60	272260.05	347635.83
Iran (Islamic Republic of)	17.94	6.13	52.52	1.05	0.36	3.06	26.27	8.98	76.90	1.53	0.52	4.49	287148.91	213999.95	403460.30
Montenegro	0.54	0.47	0.62	2.78	2.41	3.21	0.79	0.68	0.91	4.07	3.52	4.70	52435.94	59525.49	8956.27
North Macedonia	1.29	1.08	1.54	2.88	2.42	3.43	1.89	1.59	2.25	4.22	3.54	5.02	15969.82	45135.96	20254.09
Bosnia and Herzegovina	1.14	0.15	8.76	1.60	0.21	12.22	1.68	0.22	12.84	2.34	0.31	17.91	15458.71	70117.23	25947.17
Argentina	33.28	31.	35.0	2.42	2.30	2.54	48.81	46.3	51.3	3.55	3.37	3.73	33553	31904	4964

		62	2					8	7			21.22	71.09	58.89
Malaysia	55.18	45.26	67.28	4.31	3.53	5.25	81.01	66.45	98.77	6.32	5.19	7.71	462755.63	216611.33	648776.89
Maldives	0.18	0.15	0.21	1.36	1.13	1.64	0.26	0.22	0.31	2.00	1.66	2.41	2206.27	1711.82	2560.82
Thailand	70.82	16.61	301.87	4.20	0.99	17.90	104.23	24.45	444.28	6.18	1.45	26.35	929914.33	443617.90	611987.19
Colombia	25.51	20.17	32.25	2.33	1.84	2.94	37.65	29.78	47.60	3.44	2.72	4.34	380410.67	354458.84	402607.59
Armenia	0.77	0.51	1.16	1.21	0.80	1.81	1.14	0.76	1.71	1.78	1.19	2.68	112173.39	101104.56	12325.40
Albania	0.93	0.59	1.45	1.59	1.02	2.49	1.37	0.88	2.15	2.36	1.51	3.69	121677.55	98549.86	1540.47

		China	701.70	518.58	949.50	1.98	1.46	2.67	1044.50	771.91	1413.35	2.94	2.17	3.98	8990135.62	8428290.48	11446980.96
		Central African Republic	0.13	0.02	0.83	2.07	0.34	12.75	0.18	0.03	1.09	2.73	0.44	16.82	203609.93	431161.57	213711.57
		Chad	0.75	0.10	5.44	1.43	0.20	10.43	1.01	0.14	7.35	1.93	0.27	14.08	592763.32	258344.38	76601.24
Low income	Women	Sierra Leone	0.67	0.05	8.73	2.35	0.18	30.64	0.91	0.07	11.82	3.18	0.24	41.46	430123.23	235577.47	70017.15
		Niger	0.64	0.19	2.12	1.30	0.39	4.31	0.87	0.26	2.87	1.76	0.53	5.85	743450.01	764200.65	136975.01
		Democratic Republic of the Congo	10.74	1.17	98.13	5.86	0.64	53.60	14.64	1.60	133.77	8.00	0.87	73.07	1387619.57	1615477.84	1292609.03
		Liberia	0.50	0.03	7.89	5.04	0.32	80.05	0.68	0.04	10.76	6.87	0.43	109.17	619892.29	244933.34	107963.82

Guinea-Bissau	0.10	0.01	0.72	1.54	0.21	11.21	0.14	0.02	0.98	2.10	0.29	15.27	7396.80	3770.94	1121 1.43
Burundi	0.79	0.04	17.59	5.01	0.22	111.74	1.09	0.05	24.25	6.90	0.31	154.06	161340.04	156384.10	301981.70
Malawi	0.94	0.04	22.27	2.43	0.10	57.64	1.29	0.05	30.75	3.35	0.14	79.59	121295.46	56815.50	251850.32
Mali	2.72	0.24	30.99	3.61	0.32	41.06	3.75	0.33	42.64	4.96	0.44	56.50	200098.91	95465.75	307111.19
Madagascar	6.33	0.04	1142.89	11.22	0.06	2025.81	8.75	0.05	1580.13	15.51	0.09	2800.84	834126.05	459017.41	31579 17.49
Mozambique	0.71	0.09	5.60	1.26	0.16	9.92	0.99	0.12	7.79	1.75	0.22	13.80	103502.87	98842.55	22452 8.97

Togo	0.75	0.10	5.66	2.57	0.34	19.29	1.05	0.14	7.86	3.56	0.47	26.77	578211.82	273655.83	112056.20
Somalia	0.20	0.06	0.61	0.69	0.22	2.13	0.27	0.09	0.85	0.95	0.31	2.96	309233.66	241788.86	306405.77
Afghanistan	0.26	0.08	0.89	0.29	0.08	0.98	0.36	0.11	1.23	0.40	0.12	1.35	286288.43	180583.37	468406.31
Rwanda	0.18	0.06	0.53	0.39	0.14	1.12	0.26	0.09	0.74	0.55	0.19	1.57	137708.08	88051.28	193378.37
Uganda	6.43	0.37	110.36	4.27	0.25	73.22	9.03	0.53	154.93	5.99	0.35	102.79	528748.15	269796.60	110007.40
Gambia	0.02	0.01	0.04	0.21	0.10	0.45	0.03	0.01	0.06	0.30	0.14	0.63	14601.66	942.23	2176.07
Burkina Faso	0.77	0.08	7.13	1.21	0.13	11.23	1.09	0.12	10.07	1.71	0.18	15.85	72853.70	35464.42	36052.74
Sudan	0.73	0.21	2.54	0.60	0.17	2.10	1.03	0.29	3.59	0.85	0.24	2.96	78643.98	39977.65	15118.02

	Lesotho	0.02	0.00	0.58	0.29	0.01	8.72	0.03	0.00	0.79	0.39	0.01	11.80	1431.11	828.36	1835.40
	Eswatini	0.05	0.01	0.30	0.37	0.06	2.14	0.07	0.01	0.41	0.50	0.09	2.92	1010.24	456.17	1558.20
	Haiti	2.02	0.63	6.50	5.28	1.64	16.96	2.75	0.86	8.84	7.18	2.24	23.08	136344.58	75060.50	215958.66
Lower middle income	Zambia	4.47	0.10	199.64	5.29	0.12	236.28	6.12	0.14	273.38	7.25	0.16	323.55	250301.46	146965.81	380355.80
	Cameroon	7.97	0.58	108.63	5.19	0.38	70.76	10.92	0.80	148.83	7.11	0.52	96.95	337098.95	153035.47	395740.13
	Guinea	3.57	0.09	135.25	5.72	0.15	216.64	4.90	0.13	185.73	7.86	0.21	297.51	190575.18	43193.93	168009.54
	Congo	7.95	0.0	198	18.77	0.08	469	10.93	0.04	273	25.81	0.10	645	2699	1078	2227

		3	6.78			0.85			1.91			0.10	60.52	0.43	07.53
Angola	12.51	0.01	22596.44	3.49	0.00	63004.04	17.44	0.01	31492.52	4.86	0.00	8785.90	316666.67	80079.96	141272.79
Nigeria	50.90	3.27	793.37	2.57	0.16	39.99	70.42	4.52	1097.77	3.55	0.23	55.34	139827 1.44	351248.33	4006064.99
Cote d'Ivoire	29.11	0.03	31100.68	12.91	0.01	13788.72	40.37	0.04	43132.52	17.90	0.02	19123.14	971826.29	299605.65	1545415.30
Palestine	0.62	0.07	5.71	2.02	0.22	18.57	0.88	0.10	8.09	2.86	0.31	26.32	27614.69	10919.77	42470.65
Solomon Islands	0.10	0.00	12.86	4.88	0.04	618.99	0.14	0.00	18.03	6.85	0.05	867.74	98928.28	88928.99	9119.80
Ghana	7.30	0.74	72.20	2.86	0.29	28.28	10.24	1.03	101.22	4.01	0.41	39.65	24472 5.4	16773 7.2	48317 3.78

													3	0	
Zimbabwe	0.23	0.15	0.37	0.25	0.16	0.39	0.33	0.21	0.52	0.35	0.22	0.55	1015 4.17	6840 .34	1408 3.02
Namibia	0.32	0.00	116.63	0.95	0.00	349.83	0.45	0.00	164.15	1.34	0.00	492.37	7251 .77	5051 .38	1597 4.36
Benin	0.39	0.02	7.22	0.67	0.04	12.39	0.55	0.03	10.16	0.94	0.05	17.43	2418 6.49	7395 .90	3968 1.68
Myanmar	8.37	2.93	23.91	2.60	0.91	7.42	11.87	4.15	33.92	3.68	1.29	10.52	3741 87.53	4830 31.42	6756 60.75
Papua New Guinea	0.20	0.09	0.48	0.42	0.18	0.99	0.28	0.12	0.67	0.59	0.25	1.38	1101 1.88	5660 .82	1227 2.95
Micronesia (Federated States of)	0.00	0.00	0.00	0.39	0.33	0.46	0.00	0.00	0.00	0.56	0.48	0.66	120. 26	66.1 2	153.6 0
Lao People's Democratic	3.92	0.44	34.95	5.51	0.62	49.08	5.53	0.62	49.26	7.76	0.87	69.17	1093 30.6	7585 3.43	2226 32.72

Republic													5		
Mauritania	0.33	0.18	0.60	0.95	0.53	1.72	0.47	0.26	0.85	1.34	0.74	2.42	1232 4.04	2649 4.02	1812 9.94
Djibouti	0.48	0.01	28.98	5.80	0.10	347.84	0.68	0.01	41.04	8.21	0.14	492.57	1766 9.53	7775 .73	2554 4.62
Pakistan	12.93	9.20	18.17	0.87	0.62	1.22	18.20	12.95	25.57	1.22	0.87	1.72	5538 50.07	3858 24.86	7804 72.80
United Republic of Tanzania	0.98	0.17	5.71	0.38	0.06	2.20	1.39	0.24	8.11	0.54	0.09	3.13	6529 0.59	4701 4.35	9516 8.83
Senegal	0.51	0.23	1.13	0.60	0.27	1.31	0.73	0.33	1.60	0.85	0.39	1.86	2889 2.76	1771 5.80	4263 2.51
Egypt	26.58	16.68	42.35	1.25	0.79	2.00	37.64	23.62	59.99	1.77	1.11	2.83	3795 78.84	2350 03.41	1009 508.67
Kenya	4.33	1.3	14.0	1.24	0.38	4.01	6.18	1.91	19.9	1.77	0.55	5.72	1859	6405	2722

		4	2					8				99.80	7.17	27.57
Kiribati	0.00	0.00	0.01	0.66	0.17	2.48	0.00	0.00	0.02	0.95	0.25	3.56	245.89	118.70	245.48
India	165.58	4.13	6632.96	1.12	0.03	44.68	235.83	5.89	9447.08	1.59	0.04	63.63	43416 17.60	18490 96.99	79589 92.32
Sao Tome and Principe	0.01	0.00	0.03	0.39	0.07	2.29	0.01	0.00	0.05	0.56	0.10	3.27	249.42	206.82	384.46
Bangladesh	83.92	4.71	1494.27	5.35	0.30	95.27	119.15	6.69	2121.55	7.60	0.43	135.26	24508 60.21	60335 9.93	30577 6.76
Timor-Leste	0.11	0.01	0.92	1.61	0.19	13.75	0.15	0.02	1.30	2.29	0.27	19.59	60293 .76	35386 .66	9513.64
Vanuatu	0.01	0.01	0.01	0.74	0.46	1.19	0.01	0.01	0.02	1.07	0.67	1.71	678.64	452.20	861.90
Bolivia	1.59	0.5	4.69	1.00	0.34	2.97	2.28	0.77	6.74	1.44	0.49	4.27	3463	3168	4365

(Plurinational State of)		4											2.09	8.09	1.03
Tajikistan	1.73	0.01	339.18	3.35	0.02	657.71	2.48	0.01	487.96	4.82	0.02	946.19	98133.79	105984.80	125339.13
Bhutan	0.12	0.04	0.37	0.90	0.28	2.89	0.16	0.05	0.53	1.29	0.40	4.12	1943.45	1161.61	3332.46
Morocco	2.17	0.24	19.58	0.57	0.06	5.17	3.10	0.34	27.99	0.82	0.09	7.39	60189.51	21309.29	17185.459
Nepal	4.24	0.37	49.15	2.64	0.23	30.68	6.11	0.53	70.90	3.81	0.33	44.25	223902.24	56929.59	59764.60
Philippines	12.76	10.64	15.29	1.01	0.84	1.21	18.56	15.48	22.26	1.47	1.23	1.76	343091.48	28253.03	41156.783
Uzbekistan	1.58	0.1	13.2	0.40	0.05	3.35	2.29	0.27	19.2	0.58	0.07	4.86	4148	2563	5674

		9	7						6				3.86	1.21	9.96
Cambodia	2.96	0.47	18.84	2.29	0.36	14.55	4.30	0.68	27.34	3.32	0.52	21.12	116531.87	36458.67	72542.44
Tunisia	1.89	1.75	2.05	1.11	1.02	1.20	2.76	2.55	2.98	1.61	1.49	1.74	39908.30	41638.15	51539.06
Honduras	0.38	0.31	0.46	0.50	0.41	0.60	0.55	0.46	0.67	0.72	0.60	0.88	15601.53	10305.09	12198.12
Nicaragua	0.55	0.40	0.77	0.97	0.70	1.36	0.81	0.58	1.13	1.42	1.02	1.99	20030.45	15016.29	24703.60
Kyrgyzstan	0.10	0.06	0.17	0.20	0.12	0.33	0.15	0.09	0.25	0.29	0.18	0.49	4330.81	3744.69	5162.67
Comoros	0.01	0.01	0.01	0.19	0.18	0.21	0.01	0.01	0.01	0.28	0.26	0.30	491.62	318.09	673.51
Lebanon	1.19	0.62	2.31	1.64	0.85	3.18	1.75	0.90	3.39	2.41	1.25	4.67	28942.52	26527.06	32837.04
Viet Nam	33.98	19.	59.6	2.25	1.28	3.95	50.55	28.8	88.7	3.35	1.91	5.88	7270	3707	9793

			36	5					0	2			31.70	27.07	99.48
	Sri Lanka	3.17	1.81	5.54	0.99	0.57	1.74	4.69	2.68	8.21	1.47	0.84	2.58	69320.86	60810.62	1994 92.76
	Jordan	1.77	1.25	2.50	1.48	1.05	2.10	2.59	1.83	3.67	2.18	1.54	3.08	51920.34	48199.35	54735.04
	Equatorial Guinea	1.17	0.18	7.74	3.65	0.55	24.05	1.62	0.25	10.64	5.02	0.76	33.07	15687.62	3861.15	27567.93
	Tuvalu	0.00	0.00	0.00	0.78	0.76	0.79	0.00	0.00	0.00	1.09	1.07	1.11	19.35	12.37	25.34
Upper middle income	Marshall Islands	0.01	0.00	0.01	1.71	0.73	3.98	0.01	0.00	0.02	2.38	1.02	5.54	162.67	102.04	191.94
	South Africa	90.18	0.06	140 854.17	9.39	0.01	146 59.92	126.60	0.08	197 751.24	13.18	0.01	205 81.69	1511 565.26	1085 970.21	2139 882.89
	Gabon	0.25	0.03	2.15	0.49	0.06	4.16	0.35	0.04	2.99	0.69	0.08	5.80	3015.95	2945 3.89	1992 0.14

Fiji	0.19	0.06	0.65	1.40	0.41	4.83	0.27	0.08	0.92	1.98	0.58	6.83	3407.68	1755.19	4002.23
Libya	2.00	1.40	2.87	1.98	1.38	2.84	2.81	1.96	4.03	2.78	1.94	3.99	37038.96	24905.05	58013.93
Botswana	0.09	0.00	2.24	0.17	0.01	4.30	0.13	0.00	3.19	0.24	0.01	6.12	1135.05	679.74	1752.28
Iraq	7.80	2.06	29.54	1.18	0.31	4.47	11.16	2.95	42.27	1.69	0.45	6.40	146908.87	60554.01	208285.707
Guatemala	1.89	1.28	2.80	0.76	0.51	1.12	2.72	1.84	4.02	1.09	0.74	1.62	38668.35	30425.46	47723.70
Turkmenistan	0.22	0.11	0.41	0.15	0.08	0.28	0.31	0.16	0.60	0.21	0.11	0.41	3128.22	2569.14	3810.65
Suriname	0.18	0.14	0.24	1.39	1.06	1.82	0.27	0.20	0.35	2.01	1.53	2.63	2492.93	1619.12	3677.46
Ukraine	7.50	5.37	10.47	1.20	0.86	1.68	10.98	7.86	15.32	1.76	1.26	2.46	128126.9	104684.3	151847.41

													6	7	
Tonga	0.01	0.00	0.01	0.66	0.53	0.83	0.01	0.01	0.01	0.95	0.76	1.19	194.57	248.68	456.64
Paraguay	0.91	0.76	1.10	0.76	0.63	0.92	1.32	1.09	1.59	1.10	0.91	1.33	14978.85	8983.02	17292.99
Dominican Republic	6.89	0.65	72.73	2.35	0.22	24.84	9.99	0.95	105.39	3.41	0.32	35.99	77446.55	41039.70	17284622.22
El Salvador	1.32	1.10	1.58	1.65	1.38	1.98	1.92	1.60	2.30	2.40	2.00	2.88	30690.53	23616.21	37997.99
Azerbaijan	0.86	0.54	1.38	0.36	0.22	0.57	1.25	0.78	1.99	0.52	0.32	0.83	10552.87	8523.80	12529.76
Samoa	0.03	0.01	0.14	1.93	0.47	7.96	0.05	0.01	0.20	2.80	0.68	11.52	12101.54	606.30	4520.38
Indonesia	65.04	50.14	84.38	1.50	1.16	1.95	94.37	72.74	122.42	2.18	1.68	2.82	123141 1.35	81243 5.04	20149 96.63
Mongolia	0.20	0.0	0.72	0.33	0.09	1.14	0.30	0.09	1.05	0.48	0.14	1.68	34692	23835	5040.

		6										.93	.93	58
Mexico	37.44	31.14	45.01	1.16	0.96	1.39	54.47	45.30	65.48	1.68	1.40	2.03	443431.00	144706.36	499949.68
Mauritius	0.62	0.54	0.71	1.68	1.46	1.93	0.91	0.79	1.04	2.46	2.14	2.83	6313.54	5434.17	7256.90
Grenada	0.04	0.01	0.08	1.58	0.66	3.80	0.05	0.02	0.12	2.30	0.96	5.52	543.89	361.62	699.18
Saint Vincent and the Grenadines	0.02	0.02	0.03	1.12	0.80	1.56	0.03	0.02	0.05	1.63	1.16	2.28	336.84	268.15	410.59
Belize	0.06	0.04	0.07	1.02	0.78	1.33	0.08	0.06	0.11	1.48	1.14	1.93	1244.51	990.94	1403.77
Georgia	0.50	0.09	2.90	0.54	0.09	3.12	0.74	0.13	4.27	0.79	0.14	4.59	6155.83	4841.76	7312.09
Belarus	3.33	1.19	9.36	1.18	0.42	3.31	4.91	1.75	13.79	1.73	0.62	4.87	33458.43	29935.45	37547.07

Brazil	77.78	68.47	88.36	1.74	1.53	1.98	113.62	100.01	129.08	2.54	2.24	2.89	1101505.57	1060240.96	1114132.42
Kazakhstan	2.60	1.63	4.14	0.33	0.21	0.53	3.82	2.39	6.09	0.49	0.31	0.78	2067 6.68	1810 8.41	2285 9.80
Dominica	0.01	0.01	0.01	0.87	0.70	1.08	0.02	0.01	0.02	1.27	1.03	1.57	174.41	112.61	261.37
Jamaica	0.47	0.34	0.65	1.30	0.94	1.81	0.69	0.49	0.95	1.91	1.37	2.66	1120 8.54	6286 .29	1010 0.43
Türkiye	33.52	23.25	48.34	0.91	0.63	1.31	48.87	33.90	70.46	1.33	0.92	1.91	2308 88.40	1771 47.96	4454 88.00
Algeria	4.21	0.92	19.37	0.54	0.12	2.49	6.14	1.34	28.22	0.79	0.17	3.63	7428 2.19	2331 3.03	1197 66.59
Cabo Verde	0.04	0.03	0.05	0.73	0.53	1.03	0.06	0.04	0.08	1.08	0.77	1.50	1170 .79	878. 77	1742. 74
Republic of	0.53	0.3	0.91	1.21	0.70	2.09	0.78	0.45	1.35	1.79	1.04	3.09	9323	8313	1038

Moldova		1											.04	.07	0.30
Saint Lucia	0.04	0.03	0.06	0.89	0.64	1.25	0.06	0.04	0.09	1.31	0.93	1.84	491.42	387.74	614.40
Ecuador	2.80	1.75	4.48	0.98	0.61	1.57	4.12	2.57	6.60	1.44	0.90	2.31	54345.99	44107.95	53799.48
Serbia	2.96	2.26	3.88	1.55	1.18	2.04	4.35	3.32	5.70	2.28	1.74	2.99	31704.25	22629.40	39395.52
Peru	9.19	5.13	16.47	1.60	0.89	2.86	13.47	7.52	24.14	2.34	1.31	4.19	164243.96	139911.87	39706.20
Iran (Islamic Republic of)	6.83	2.33	20.02	0.40	0.14	1.17	10.01	3.42	29.34	0.58	0.20	1.71	109659.84	61966.01	20304.94
Montenegro	0.17	0.14	0.20	0.86	0.72	1.03	0.25	0.21	0.29	1.27	1.06	1.51	16666.66	12174.49	2050.25
North Macedonia	0.49	0.40	0.60	1.09	0.90	1.34	0.72	0.59	0.88	1.61	1.32	1.97	61896.34	47746.63	8642.40

Bosnia and Herzegovina	0.62	0.06	6.76	0.86	0.08	9.43	0.91	0.08	9.98	1.27	0.12	13.92	8543.06	6563.29	1810 5.42
Argentina	15.22	14.47	16.01	1.11	1.05	1.16	22.46	21.35	23.63	1.63	1.55	1.72	157272.52	128566.79	223802.10
Malaysia	19.18	15.36	23.94	1.50	1.20	1.87	28.28	22.66	35.31	2.21	1.77	2.76	163664.41	163257.09	1593 51.30
Maldives	0.04	0.03	0.04	0.28	0.25	0.31	0.05	0.05	0.06	0.41	0.36	0.46	449.28	452.89	936.75
Thailand	13.27	8.23	21.38	0.79	0.49	1.27	19.80	12.29	31.90	1.17	0.73	1.89	183640.80	129218.31	224310.41
Colombia	11.95	9.28	15.38	1.09	0.85	1.40	17.76	13.80	22.87	1.62	1.26	2.09	183181.15	169754.81	1854 55.35
Armenia	0.38	0.2	0.58	0.59	0.39	0.91	0.57	0.37	0.86	0.89	0.58	1.35	5706	5020	6723.

				5										.08	.81	01
		Albania	0.29	0.18	0.45	0.49	0.32	0.77	0.43	0.27	0.67	0.73	0.47	1.15	3858.73	3528.71	3696.87
		China	177.65	59.42	531.13	0.50	0.17	1.50	266.44	89.12	796.57	0.75	0.25	2.24	2341896.77	2191651.06	1986 6998.45
		Central African Republic	0.12	0.01	2.46	1.84	0.09	38.03	0.16	0.01	3.25	2.43	0.12	50.12	18036.63	8388.52	1027 8.72
		Chad	1.50	0.11	21.55	2.88	0.20	41.32	2.02	0.14	28.96	3.88	0.27	55.51	116461.78	93632.16	62302.11
Low income	Men	Sierra Leone	0.60	0.06	5.57	2.09	0.22	19.54	0.80	0.09	7.50	2.82	0.30	26.33	37469.61	18230.32	39010.83
		Niger	0.40	0.19	0.85	0.81	0.38	1.73	0.54	0.25	1.15	1.10	0.52	2.34	46241.07	21494.31	78174.51
		Democratic	1.89	0.2	17.4	1.03	0.11	9.55	2.57	0.28	23.7	1.40	0.15	12.9	2416	1425	3651

Republic of the Congo		0	9						9			9	41.08	91.40	94.44
Liberia	0.17	0.01	3.01	1.70	0.09	30.56	0.23	0.01	4.11	2.32	0.13	41.65	20907.34	93389.79	31009.46
Guinea-Bissau	0.06	0.02	0.24	0.96	0.25	3.74	0.08	0.02	0.33	1.32	0.34	5.12	4707.81	3566.80	5277.38
Burundi	0.24	0.02	2.90	1.54	0.13	18.45	0.33	0.03	3.95	2.09	0.17	25.11	46769.62	22594.99	46457.97
Malawi	0.37	0.05	2.89	0.95	0.12	7.48	0.50	0.06	3.95	1.30	0.17	10.22	45421.62	58415.09	80974.40
Mali	1.28	0.27	6.00	1.70	0.36	7.96	1.77	0.38	8.26	2.34	0.50	10.94	94108.08	47325.07	19517 4.24
Madagascar	1.10	0.11	10.66	1.95	0.20	18.90	1.52	0.16	14.67	2.69	0.28	26.01	142181.72	68409.48	33395 8.90
Mozambique	0.10	0.04	0.27	0.18	0.07	0.47	0.14	0.05	0.37	0.24	0.09	0.65	13581.58	8048.62	5346.37

Togo	0.57	0.09	3.66	1.95	0.30	12.47	0.79	0.12	5.06	2.69	0.42	17.23	43044.70	30085.81	59136.43
Somalia	0.12	0.01	2.42	0.43	0.02	8.48	0.17	0.01	3.34	0.60	0.03	11.69	18807.06	18130.65	13768.54
Afghanistan	0.18	0.05	0.74	0.20	0.05	0.81	0.26	0.06	1.02	0.28	0.07	1.12	20472.52	9868.50	33589.06
Rwanda	2.29	0.15	36.08	4.82	0.31	76.05	3.15	0.20	49.72	6.65	0.42	104.81	158226.65	97773.79	205923.81
Uganda	1.83	0.68	4.94	1.22	0.45	3.28	2.54	0.94	6.84	1.69	0.63	4.54	142111.91	45351.40	46769.42
Gambia	0.01	0.01	0.02	0.14	0.08	0.23	0.02	0.01	0.03	0.19	0.12	0.32	938.37	582.68	1384.64
Burkina Faso	1.24	0.07	20.94	1.95	0.12	32.96	1.73	0.10	29.26	2.72	0.16	46.05	111837.77	82733.85	52297.64

	Sudan	0.87	0.50	1.50	0.72	0.41	1.24	1.22	0.71	2.12	1.01	0.58	1.75	93018.60	43416.40	156507.24
	Lesotho	0.02	0.00	0.46	0.33	0.02	6.95	0.03	0.00	0.62	0.43	0.02	9.26	1511.52	944.89	2600.78
	Eswatini	0.03	0.00	0.18	0.20	0.03	1.30	0.04	0.01	0.24	0.27	0.04	1.76	539.67	709.76	1050.86
	Haiti	1.04	0.43	2.51	2.73	1.13	6.56	1.42	0.59	3.42	3.71	1.54	8.94	70635.96	26049.19	66325.62
Lower middle income	Zambia	0.46	0.06	3.83	0.55	0.07	4.53	0.63	0.08	5.22	0.74	0.09	6.18	25381.47	18633.98	26832.63
	Cameroon	6.45	0.75	55.84	4.20	0.49	36.38	8.85	1.02	76.58	5.76	0.67	49.88	274062.80	142681.27	59575338.40
	Guinea	0.61	0.13	2.87	0.98	0.21	4.60	0.84	0.18	3.95	1.34	0.29	6.33	32822.61	7892.19	32745.76
	Congo	0.73	0.05	10.70	1.72	0.12	25.27	1.01	0.07	14.77	2.38	0.16	34.87	25153.63	10977.87	50654.95

Angola	3.89	0.96	15.77	1.08	0.27	4.40	5.31	1.31	21.54	1.48	0.37	6.01	8980 1.72	9215 .40	1030 66.90
Nigeria	19.84	3.76	104. 79	1.00	0.19	5.28	27.41	5.19	144. 74	1.38	0.26	7.30	5408 49.5 5	1387 72.5 6	1805 839.8 8
Cote d'Ivoire	8.50	0.15	475. 78	3.77	0.07	210. 94	11.73	0.21	656. 64	5.20	0.09	291. 13	2776 10.0 9	1825 02.6 6	4834 63.78
Palestine	0.48	0.33	0.70	1.55	1.06	2.28	0.65	0.44	0.96	2.12	1.44	3.11	1799 5.97	1495 5.43	3186 2.17
Solomon Islands	0.07	0.01	0.80	3.16	0.26	38.3 0	0.09	0.01	1.10	4.36	0.36	52.9 8	6029 .48	2500 .77	7078. 46
Ghana	3.18	0.92	10.9 1	1.24	0.36	4.27	4.40	1.28	15.1 2	1.72	0.50	5.92	1011 02.1 9	5981 0.61	2347 77.68
Zimbabwe	0.23	0.09	0.64	0.25	0.09	0.68	0.32	0.12	0.89	0.34	0.12	0.94	9721 .66	6446 .23	1457 0.93

Namibia	0.26	0.05	1.37	0.78	0.15	4.12	0.36	0.07	1.90	1.07	0.20	5.70	5481.97	3121.27	7214.40
Benin	0.68	0.15	3.04	1.17	0.26	5.22	0.94	0.21	4.22	1.62	0.36	7.24	3980.14	2166.70	6947.92
Myanmar	10.95	5.16	23.22	3.40	1.60	7.21	15.09	7.12	32.01	4.68	2.21	9.93	432839.85	211019.96	495583.99
Papua New Guinea	1.29	0.20	8.13	2.66	0.42	16.77	1.81	0.29	11.40	3.72	0.59	23.51	69896.00	11509.47	14241.12
Micronesia (Federated States of)	0.00	0.00	0.01	0.95	0.57	1.59	0.01	0.00	0.01	1.32	0.80	2.20	259.66	107.84	223.03
Lao People's Democratic Republic	3.21	0.71	14.47	4.50	1.00	20.32	4.51	1.00	20.36	6.33	1.40	28.58	88631.21	28291.65	11746.72
Mauritania	0.31	0.22	0.45	0.89	0.62	1.28	0.44	0.31	0.63	1.27	0.88	1.81	11829.23	7750.81	17638.83

Djibouti	0.29	0.02	4.84	3.49	0.21	58.11	0.41	0.02	6.84	4.93	0.30	82.04	10501.30	5562.15	14597.63
Pakistan	6.91	5.33	8.95	0.46	0.36	0.60	9.81	7.57	12.72	0.66	0.51	0.85	307642.25	142816.28	240051.03
United Republic of Tanzania	0.71	0.15	3.43	0.27	0.06	1.32	1.00	0.21	4.85	0.39	0.08	1.87	463209.99	420726.68	669826.63
Senegal	0.53	0.32	0.88	0.62	0.37	1.02	0.75	0.46	1.25	0.87	0.53	1.44	295506.01	206611.05	426909.09
Egypt	24.76	17.58	34.88	1.17	0.83	1.64	35.20	24.99	49.58	1.66	1.18	2.34	359092.59	225992.27	198848 0.20
Kenya	1.95	1.36	2.79	0.56	0.39	0.80	2.76	1.93	3.95	0.79	0.55	1.13	816307.73	518400.23	112513.11
Kiribati	0.00	0.00	0.00	0.61	0.47	0.81	0.00	0.00	0.01	0.86	0.66	1.14	210.05	159.84	301.44

India	82.56	57.70	118.15	0.56	0.39	0.80	117.67	82.23	168.39	0.79	0.55	1.13	2171007.56	1630537.24	2712477.63
Sao Tome and Principe	0.02	0.00	0.07	1.20	0.28	5.18	0.02	0.01	0.10	1.70	0.39	7.35	738.84	350.88	1091.71
Bangladesh	30.02	10.95	82.33	1.91	0.70	5.25	43.03	15.69	118.02	2.74	1.00	7.52	912182.68	365920.33	140123368
Timor-Leste	0.06	0.05	0.08	0.94	0.74	1.19	0.09	0.07	0.11	1.34	1.06	1.71	3569.52	2502.67	4625.71
Vanuatu	0.01	0.00	0.03	0.84	0.32	2.19	0.01	0.01	0.04	1.18	0.45	3.10	704.68	179.45	858.27
Bolivia (Plurinational State of)	4.98	4.02	6.17	3.15	2.55	3.91	7.08	5.72	8.77	4.49	3.62	5.56	103974.74	49537.24	151092.984
Tajikistan	0.10	0.05	0.20	0.20	0.10	0.39	0.15	0.07	0.29	0.28	0.14	0.56	5672.92	4478.52	7414.37

Bhutan	0.07	0.06	0.08	0.57	0.50	0.65	0.11	0.09	0.12	0.83	0.73	0.94	1301.09	915.53	1667.85
Morocco	6.82	2.07	22.55	1.80	0.55	5.95	9.89	2.99	32.69	2.61	0.79	8.63	200632.15	183836.10	336528.640
Nepal	1.88	0.47	7.51	1.17	0.29	4.69	2.70	0.68	10.78	1.69	0.42	6.73	97731.96	25821.32	11183.63
Philippines	12.19	11.65	12.77	0.97	0.92	1.01	17.40	16.62	18.22	1.38	1.32	1.44	302884.92	249339.19	322344.802
Uzbekistan	2.06	0.10	41.98	0.52	0.03	10.600	2.95	0.14	60.13	0.74	0.04	15.18	51337.09	41723.63	70425.76
Cambodia	2.00	0.84	4.79	1.55	0.65	3.70	2.87	1.20	6.88	2.22	0.93	5.31	75347.34	25568.23	99822.32
Tunisia	3.26	1.79	5.92	1.90	1.05	3.46	4.71	2.59	8.55	2.75	1.51	4.99	66591.38	32603.30	76698.25
Honduras	0.24	0.2	0.28	0.31	0.27	0.36	0.35	0.30	0.40	0.45	0.39	0.53	9650	6172	1368

			0											.27	.66	9.32
	Nicaragua	0.02	0.00	1.52	0.04	0.00	2.67	0.04	0.00	2.19	0.06	0.00	3.86	853.50	998.58	5985.25
	Kyrgyzstan	0.12	0.08	0.17	0.23	0.15	0.34	0.17	0.11	0.25	0.33	0.22	0.49	4612.30	3963.14	5242.12
	Comoros	0.01	0.01	0.02	0.35	0.20	0.61	0.02	0.01	0.03	0.51	0.29	0.88	874.07	496.21	2554.69
	Lebanon	1.93	0.73	5.09	2.66	1.01	7.01	2.82	1.07	7.42	3.89	1.48	10.23	4585 4.37	3926 8.63	5305 2.90
	Viet Nam	72.14	25.75	202.07	4.78	1.71	13.39	104.38	37.26	292.37	6.92	2.47	19.38	1385 295.46	4357 37.73	1620 821.69
	Sri Lanka	4.39	2.37	8.14	1.38	0.74	2.56	6.39	3.45	11.84	2.01	1.08	3.72	8965 3.00	7240 8.24	3758 78.69
	Jordan	2.34	0.29	19.05	1.96	0.24	16.00	3.44	0.42	28.03	2.89	0.35	23.53	6918 2.52	3838 4.43	2352 31.86
Upper	Equatorial	2.70	0.0	313	8.41	0.01	973	3.66	0.00	424	11.39	0.01	131	3376	8263	8462

middle income	Guinea		0	1.39			4.31			2.48			88.26	4.33	.71	2.90
	Tuvalu	0.00	0.00	0.00	1.79	1.70	1.88	0.00	0.00	0.00	2.45	2.33	2.58	40.32	26.14	30.63
	Marshall Islands	0.00	0.00	0.00	1.11	0.91	1.35	0.00	0.00	0.01	1.54	1.26	1.88	103.92	58.08	157.78
	South Africa	26.24	0.42	1644.36	2.73	0.04	171.14	36.20	0.58	2268.28	3.77	0.06	236.08	4073 54.05	1583 37.41	1397 488.34
	Gabon	1.03	0.07	15.40	1.99	0.13	29.87	1.44	0.10	21.57	2.78	0.19	41.83	1245 4.56	6307 .62	4413 5.75
	Fiji	0.24	0.06	1.07	1.81	0.42	7.88	0.34	0.08	1.49	2.54	0.58	11.04	4221 .81	2721 .85	4508. 49
	Libya	1.36	0.33	5.52	1.34	0.33	5.46	1.93	0.47	7.87	1.91	0.47	7.78	2647 2.40	1884 1.79	3490 9.96
	Botswana	0.65	0.00	22077.1	1.25	0.00	42362.1	0.92	0.00	31054.3	1.76	0.00	595 87.9	7957 .81	843. 91	1848. 97

		0			7			5			6			
Iraq	10.07	3.06	33.13	1.52	0.46	5.02	14.21	4.32	46.75	2.15	0.65	7.08	179004.16	69621.41	275293.40
Guatemala	1.81	1.21	2.71	0.73	0.49	1.09	2.57	1.72	3.84	1.03	0.69	1.54	350839.98	295834.73	430749.23
Turkmenistan	0.26	0.15	0.43	0.18	0.10	0.30	0.36	0.22	0.61	0.25	0.15	0.42	34551.51	28561.45	4021.02
Suriname	0.21	0.13	0.32	1.55	0.99	2.41	0.29	0.19	0.46	2.20	1.41	3.43	26160.60	16621.65	2299.26
Ukraine	10.61	5.44	20.70	1.70	0.87	3.32	14.91	7.64	29.08	2.39	1.23	4.67	153492.48	141895.89	176688.40
Tonga	0.00	0.00	0.00	0.30	0.24	0.39	0.00	0.00	0.00	0.44	0.34	0.56	87.96	53.31	124.68
Paraguay	1.16	0.84	1.59	0.96	0.70	1.32	1.65	1.20	2.27	1.37	1.00	1.88	17808.73	24092.42	22958.00

Dominican Republic	5.85	0.46	74.33	2.00	0.16	25.39	8.33	0.66	105.82	2.85	0.22	36.14	6121 2.44	4602 3.59	9738 2.48
El Salvador	1.17	0.89	1.54	1.46	1.11	1.92	1.65	1.26	2.17	2.07	1.57	2.72	2427 1.61	9297 .94	2899 6.54
Azerbaijan	2.68	0.17	43.18	1.12	0.07	17.98	3.83	0.24	61.65	1.60	0.10	25.67	3102 1.17	1250 9.21	5486 0.91
Samoa	0.03	0.01	0.12	1.57	0.35	6.98	0.04	0.01	0.18	2.25	0.50	10.01	944. 21	394. 32	1660. 89
Indonesia	88.56	23.36	335.74	2.04	0.54	7.75	126.90	33.47	481.05	2.93	0.77	11.10	1593 975. 38	1232 285. 94	2720 419.24
Mongolia	0.75	0.12	4.57	1.20	0.20	7.29	1.06	0.17	6.47	1.70	0.28	10.33	1103 1.05	7211 .44	4884. 24
Mexico	10.07	1.08	93.62	0.31	0.03	2.90	14.44	1.55	134.28	0.45	0.05	4.15	1125 90.23	8229 9.69	6581 20.43
Mauritius	0.56	0.5	0.61	1.52	1.40	1.65	0.80	0.74	0.87	2.17	2.00	2.36	5208	4027	6549.

		2										.92	.79	14
Grenada	0.03	0.02	0.05	1.46	0.94	2.28	0.05	0.03	0.07	2.11	1.36	3.28	485.32	441.24	556.90
Saint Vincent and the Grenadines	0.04	0.03	0.06	2.03	1.49	2.77	0.06	0.04	0.08	2.92	2.14	3.98	578.26	488.59	670.13
Belize	0.04	0.03	0.06	0.72	0.47	1.09	0.06	0.04	0.09	1.04	0.68	1.57	831.49	1302.06	1830.28
Georgia	0.89	0.12	6.78	0.96	0.13	7.28	1.27	0.17	9.67	1.37	0.18	10.38	9713.46	7937.44	11839.97
Belarus	4.17	2.54	6.86	1.47	0.90	2.42	5.95	3.62	9.78	2.10	1.28	3.46	36798.23	33053.47	40760.53
Brazil	102.29	87.29	119.88	2.29	1.95	2.68	147.22	125.62	172.53	3.29	2.81	3.86	136481500	83541.64	144574.42
Kazakhstan	4.16	2.76	6.27	0.53	0.35	0.80	5.96	3.96	8.98	0.76	0.51	1.15	29996.18	27537.30	32597.59

Dominica	0.02	0.02	0.02	1.53	1.28	1.83	0.03	0.02	0.04	2.21	1.85	2.64	292.85	194.22	420.71
Jamaica	0.83	0.46	1.50	2.32	1.29	4.16	1.21	0.67	2.16	3.36	1.87	6.02	1897 3.78	1470 7.69	2350 8.86
Türkiye	51.18	0.29	918 6.42	1.39	0.01	249.24	74.33	0.41	133 41.92	2.02	0.01	361.98	3472 57.49	3268 10.47	1146 605.34
Algeria	5.44	1.25	23.62	0.70	0.16	3.04	7.91	1.82	34.38	1.02	0.23	4.43	9555 8.20	6475 6.53	1572 94.82
Cabo Verde	0.04	0.03	0.05	0.75	0.56	1.01	0.06	0.04	0.08	1.09	0.81	1.46	1129 .27	762. 53	1672. 96
Republic of Moldova	1.16	0.28	4.86	2.65	0.63	11.14	1.66	0.40	6.99	3.82	0.91	16.03	1840 6.37	1824 1.63	2250 8.04
Saint Lucia	0.06	0.05	0.09	1.36	1.01	1.85	0.09	0.07	0.12	1.97	1.46	2.67	708. 55	633. 33	817.21
Ecuador	4.34	0.27	69.27	1.52	0.10	24.20	6.28	0.39	100. 18	2.19	0.14	35.00	7859 7.26	5567 3.89	1174 57.75

Serbia	3.85	2.34	6.33	2.02	1.23	3.33	5.59	3.40	9.20	2.94	1.78	4.83	3928 6.25	1831 2.79	5917 5.49
Peru	2.71	0.54	13.60	0.47	0.09	2.36	3.95	0.79	19.83	0.69	0.14	3.44	4740 6.45	3695 3.48	6007 6.04
Iran (Islamic Republic of)	11.01	3.42	35.39	0.64	0.20	2.06	16.11	5.01	51.79	0.94	0.29	3.02	1756 82.87	7577 4.18	3092 08.59
Montenegro	0.51	0.43	0.59	2.62	2.24	3.07	0.74	0.63	0.86	3.81	3.26	4.46	4818 .45	3488 .18	5808. 90
North Macedonia	0.81	0.66	1.01	1.81	1.47	2.24	1.19	0.96	1.47	2.65	2.14	3.27	9877 .38	1943 .77	1063 4.05
Bosnia and Herzegovina	0.57	0.07	4.58	0.80	0.10	6.39	0.83	0.10	6.67	1.16	0.14	9.30	7494 .28	2544 .14	1177 8.51
Argentina	19.11	17.99	20.30	1.39	1.31	1.48	27.84	26.21	29.58	2.02	1.90	2.15	1876 55.28	1747 77.24	2752 40.67
Malaysia	38.14	13.	104.	2.98	1.08	8.19	55.77	20.2	153.	4.35	1.58	11.9	3148	1202	5460

		86	96					7	48			8	84.22	88.78	98.65
Maldives	0.12	0.09	0.16	0.92	0.70	1.21	0.18	0.13	0.23	1.36	1.03	1.79	1495.35	1094.27	1837.68
Thailand	29.52	18.17	47.97	1.75	1.08	2.84	42.86	26.38	69.65	2.54	1.56	4.13	367412.82	268997.01	418610.362
Colombia	13.58	10.57	17.45	1.24	0.96	1.59	19.90	15.49	25.56	1.82	1.41	2.33	196789.69	180211.32	214481.779
Armenia	0.40	0.24	0.66	0.63	0.38	1.03	0.58	0.36	0.96	0.92	0.56	1.51	5609.86	4845.40	6443.23
Albania	0.61	0.37	1.00	1.05	0.64	1.72	0.90	0.55	1.47	1.55	0.95	2.53	7836.81	5880.44	10052.33
China	517.78	381.52	702.70	1.46	1.07	1.98	765.47	564.03	1038.85	2.16	1.59	2.92	6461802.32	5881230.03	8445533.91

Supplementary Table SIII. Spearman correlations between GDP per capita and CRC-related VLW-to-GDP ratios across LMICs, under the IE = 1.0

Year	Sex	Scope	Income group	Outcome	N countries	Spearman rho	95% CI lower	95% CI upper	P value	BH-adjusted P value
2023	Both	All LMICs	All LMICs	Discounted VLW-to-GDP ratios(%)	122	0.608	0.472	0.715	<0.001	<0.001
	Both	All LMICs	All LMICs	Undiscounted VLW-to-GDP ratios (%)	122	0.624	0.486	0.727	<0.001	<0.001
	Women	All LMICs	All LMICs	Discounted VLW-to-GDP ratios(%)	122	0.576	0.432	0.693	<0.001	<0.001
	Women	All LMICs	All LMICs	Undiscounted VLW-to-GDP ratios (%)	122	0.603	0.461	0.711	<0.001	<0.001
	Men	All LMICs	All LMICs	Discounted VLW-to-GDP ratios(%)	122	0.615	0.471	0.723	<0.001	<0.001
	Men	All LMICs	All LMICs	Undiscounted VLW-to-GDP ratios (%)	122	0.632	0.495	0.737	<0.001	<0.001
2050	Both	All LMICs	All LMICs	Discounted VLW-to-GDP ratios(%)	122	-0.059	-0.233	0.125	0.517	0.655

	Both	All LMICs	All LMICs	Undiscounted VLW-to-GDP ratios (%)	122	-0.041	-0.216	0.137	0.653	0.783
	Women	All LMICs	All LMICs	Discounted VLW-to-GDP ratios(%)	122	-0.232	-0.394	-0.051	0.01	0.031
	Women	All LMICs	All LMICs	Undiscounted VLW-to-GDP ratios (%)	122	-0.213	-0.38	-0.017	0.019	0.045
	Men	All LMICs	All LMICs	Discounted VLW-to-GDP ratios(%)	122	0.127	-0.052	0.293	0.162	0.277
	Men	All LMICs	All LMICs	Undiscounted VLW-to-GDP ratios (%)	122	0.156	-0.011	0.32	0.087	0.161
2023	Both	Within income group	Low income	Discounted VLW-to-GDP ratios(%)	20	0.153	-0.388	0.641	0.519	0.655
	Both	Within income group	Low income	Undiscounted VLW-to-GDP ratios (%)	20	0.191	-0.358	0.651	0.42	0.655
	Both	Within income group	Lower middle income	Discounted VLW-to-GDP ratios(%)	50	0.313	0.02	0.569	0.027	0.053
	Both	Within income	Lower middle	Undiscounted	50	0.325	0.027	0.579	0.021	0.046

		group	income	VLW-to-GDP ratios (%)						
	Both	Within income group	Upper middle income	Discounted VLW-to-GDP ratios(%)	52	0.347	0.103	0.558	0.012	0.031
	Both	Within income group	Upper middle income	Undiscounted VLW-to-GDP ratios (%)	52	0.363	0.11	0.57	0.008	0.028
2050	Both	Within income group	Low income	Discounted VLW-to-GDP ratios(%)	20	0.083	-0.382	0.5	0.729	0.795
	Both	Within income group	Low income	Undiscounted VLW-to-GDP ratios (%)	20	0.093	-0.377	0.534	0.696	0.795
	Both	Within income group	Lower middle income	Discounted VLW-to-GDP ratios(%)	50	0.101	-0.177	0.374	0.484	0.655
	Both	Within income group	Lower middle income	Undiscounted VLW-to-GDP ratios (%)	50	0.109	-0.168	0.373	0.45	0.655
	Both	Within income group	Upper middle income	Discounted VLW-to-GDP ratios(%)	52	-0.002	-0.254	0.252	0.991	0.991
	Both	Within income group	Upper middle income	Undiscounted VLW-to-GDP ratios (%)	52	0.002	-0.263	0.266	0.991	0.991

Supplementary Table SIV. DALYs, discounted and undiscounted VLW, and VLW-to-GDP ratios for CRC across LMICs by income group and sex in 2023 under the IE = 0.5 scenario.

	Discounted VLW region (millions)	**Discounted VLW-to-GDP ratios(%)**	**Undiscounted VLW region (millions)**	**Undiscounted VLW-to-GDP ratios(%)**	**DALY**
All	3050.29	2.17	2089.36	3.17	16148206.01
Sex					
Women	1219.29	0.87	832.89	1.27	6730946.43
Men	1843.73	1.32	1268.19	1.92	9417259.58
Low and Middle Income Economies					
Low income	30.58	2.73	42.17	3.77	527550.75
Women	15.81	1.41	21.86	1.95	277653.65

Men	14.77	1.32	20.31	1.81	249897.10
Lower middle income	484.74	1.64	691.39	2.34	4615282.05
Women	233.25	0.79	332.92	1.13	2252450.37
Men	252.77	0.85	359.84	1.22	2362831.68
Upper middle income	1574.04	2.40	2316.73	3.54	11005373.21
Women	583.83	0.89	864.51	1.32	4200842.41
Men	1000.66	1.53	1463.58	2.23	6804530.80

Supplementary Table SV. DALYs, discounted and undiscounted VLW, and VLW-to-GDP ratios for CRC across LMICs by income group and sex in 2023 under the IE = 1.5 scenario.

	Discounted VLW region (millions)	**Discounted VLW-to-GDP ratios(%)**	**Undiscounted VLW region (millions)**	**Undiscounted VLW-to-GDP ratios(%)**	**DALY**
All	531.38	0.55	780.22	0.81	16148206.01
Sex					
Women	202.21	0.21	298.21	0.31	6730946.43
Men	332.46	0.35	485.57	0.50	9417259.58
Low and Middle Income Economies					
Low income	0.89	0.08	1.23	0.11	527550.75
Women	0.45	0.04	0.63	0.06	277653.6

					5
Men	0.44	0.04	0.60	0.05	249897.10
Lower middle income	62.42	0.21	89.28	0.30	4615282.05
Women	29.37	0.10	42.05	0.14	2252450.37
Men	33.24	0.11	47.43	0.16	2362831.68
Upper middle income	468.07	0.71	689.71	1.05	11005373.21
Women	172.38	0.26	255.54	0.39	4200842.41
Men	298.78	0.46	437.54	0.67	6804530.80

Supplementary Table SVI. Estimated discounted and undiscounted VLW and VLW-to-GDP ratios for CRC across 122 LMICs in 2023 under the IE = 0.5 scenario.

Low and Middle Income Economies	Sex	Location name	Discounted VLW region (millions)	Discounted VLW-to-GDP ratios(%)	Undiscounted VLW region (millions)	Undiscounted VLW-to-GDP ratios(%)	DALY
Low income	Both	Central African Republic	0.246772169	3.809929676	0.455072216	7.02588605	4617.351149
		Chad	1.083744286	2.077394533	1.928403945	3.69649544	15325.82956
		Sierra Leone	0.970253671	3.404674961	1.700019661	5.965465055	12439.27702
		Niger	1.232866665	2.513297236	2.316484383	4.722338564	21558.4889
		Democratic Republic of the Congo	5.738074211	3.134154166	11.00212328	6.009394311	107102.4133
		Liberia	0.433651735	4.399238329	0.821118841	8.329950478	7976.738913

Guinea-Bissau	0.140369102	2.180396708	0.250383809	3.889289223	2011.414228
Burundi	0.724724135	4.603571625	1.359774431	8.637519697	16986.78446
Malawi	1.082395387	2.801882367	2.001273256	5.180484246	20378.87549
Mali	2.348374357	3.112153695	4.142664505	5.490014235	33782.42597
Madagascar	2.736941998	4.851339339	5.066991016	8.981444571	52882.5704
Mozambique	1.024387772	1.814586596	1.937507205	3.432073966	20671.93819
Togo	0.674432335	2.297902533	1.249228745	4.256328991	10038.34319
Somalia	0.530278904	1.856793738	1.007468235	3.527692116	11275.76482
Afghanistan	0.902383185	0.988675831	1.717800695	1.882069677	16330.0

						1438
	Rwanda	2.131960829	4.494247263	3.91148497	8.245545784	31161.32375
	Uganda	4.580498289	3.039068097	8.23358853	5.462819687	70969.37505
	Gambia	0.047351549	0.53362453	0.087208546	0.982789791	728.313175
	Burkina Faso	1.077856999	1.696475634	2.011270563	3.165606853	18236.35532
	Sudan	2.875062845	2.373407829	5.629654113	4.647364552	53077.1525
	Lesotho	0.177114804	2.659671796	0.317452318	4.767071749	2397.324798
Lower middle income	Eswatini	0.194974199	1.402230653	0.372657299	2.680105837	1412.130611
	Haiti	2.140486158	5.587676461	3.785176138	9.881091514	28884.79376

Zambia	1.853668308	2.193910904	3.318020278	3.927046083	22893.99157
Cameroon	3.793809195	2.471246157	6.810909654	4.436552669	41198.85657
Guinea	0.675742984	1.082407273	1.237325471	1.981951898	8286.113657
Congo	0.642382312	1.516680935	1.221596079	2.884219331	6337.737088
Angola	3.789823424	1.057298902	6.890792918	1.922418797	31539.0969
Nigeria	23.22337375	1.170639159	42.20282991	2.127351773	206505.1802
Cote d'Ivoire	4.00337232	1.774926038	7.271842803	3.22402767	39209.02993
Palestine	0.976649987	3.177496145	1.625054069	5.287055863	10720.63224
Solomon Islands	0.118808122	5.71945252	0.227817858	10.96720828	1989.62

					9515
Ghana	3.665014815	1.43548445	6.579301652	2.576929614	36256.04462
Zimbabwe	1.679556627	1.774813723	3.116531309	3.293287317	18998.73278
Namibia	0.429663195	1.288790434	0.784069847	2.351846119	3507.269328
Benin	0.924309772	1.586032992	1.762560441	3.024396252	12465.35758
Myanmar	16.0897516	4.992509377	29.89123247	9.274988337	182039.1977
Papua New Guinea	0.821307608	1.693518701	1.664299536	3.431750006	10613.85388
Micronesia (Federated States of)	0.017380011	3.64477956	0.03177827	6.664253018	237.3752786
Lao People's Democratic Republic	2.320520465	3.258174349	4.296754458	6.032946217	21636.93906

Mauritania	0.64221383	1.835637748	1.200037085	3.430062183	6975.277653
Djibouti	0.238146062	2.858557432	0.463270131	5.560806953	2560.108541
Pakistan	26.1017376	1.753572206	48.28263074	3.243733448	308397.4887
United Republic of Tanzania	3.681411337	1.418840805	6.676416948	2.573136205	53541.40045
Senegal	1.347631337	1.560342261	2.547944525	2.950113591	18109.34512
Egypt	29.92853561	1.4105545	53.52165298	2.522515951	204357.8741
Kenya	5.76821033	1.650046549	10.60033132	3.032316631	67787.85482
Kiribati	0.010558826	2.285751919	0.019898311	4.307543732	168.8182574
India	189.0611092	1.273489417	328.368549	2.211845016	175804

Sao Tome and Principe	0.028560895	2.01153977	0.05472835	3.854509879	4.584344.1391015
Bangladesh	29.84326813	1.90261214	56.09670843	3.576360271	296259.0798
Timor-Leste	0.199806687	3.002798345	0.378704758	5.691371191	2736.587483
Vanuatu	0.026634252	2.329877037	0.051070728	4.467499878	424.6705256
Bolivia (Plurinational State of)	4.109096287	2.603111982	7.475910975	4.735988663	34683.66198
Tajikistan	0.805255942	1.561462318	1.470851672	2.852111163	11154.62059
Bhutan	0.132391453	1.038254219	0.257055483	2.015907622	1020.414925
Morocco	11.21942535	2.961143448	21.16952448	5.587273569	111124.

					7245
	Nepal	2.038489896	1.272397099	3.874119704	2.418171746	27350.82382
	Philippines	32.19462551	2.550725776	53.52323897	4.240555779	303894.7026
	Uzbekistan	4.401970284	1.111639084	7.033224721	1.776115463	41410.40326
	Cambodia	3.062527556	2.365394607	6.075575101	4.692572497	35429.52285
	Tunisia	4.890974505	2.855187799	8.763145794	5.115632258	41893.6919
	Honduras	0.686068539	0.897850336	1.279909018	1.675002825	8255.577008
	Nicaragua	1.004257664	1.768921309	1.739953801	3.064792499	11281.00947
	Kyrgyzstan	0.741648864	1.431351493	1.201604573	2.3190469	8943.206476

	Comoros	0.037754454	1.16476541	0.072451767	2.235214764	632.8061425
	Lebanon	1.873427818	2.580453859	3.326796671	4.582319761	17575.82577
	Viet Nam	53.90509181	3.572991131	104.151051	6.903443979	467372.2947
	Sri Lanka	6.365233033	1.998131555	11.4168659	3.583906496	56423.60579
	Jordan	2.856855945	2.398637628	4.779027767	4.012507472	29998.64112
	Equatorial Guinea	0.419807189	1.305021638	0.779051357	2.421775773	2500.433556
Upper middle income	Tuvalu	0.003571349	5.914952239	0.006588262	10.91163457	38.171116091
	Marshall Islands	0.013077696	4.461936122	0.023559483	8.038182894	127.5584049
	South Africa	21.66412604	2.254774141	35.30728491	3.674736421	150379.

					5621
Gabon	0.584073502	1.132508127	1.081951412	2.097884536	3512.61 1824
Fiji	0.326264581	2.410820249	0.587848503	4.34370495	2419.85 1452
Libya	2.857629327	2.824804005	5.284766847	5.224061222	22287.3 7839
Botswana	0.305052443	0.585343197	0.591621198	1.135219372	1938.23 217
Iraq	9.722547607	1.472112995	16.53352152	2.503378009	74962.4 2814
Guatemala	2.874842443	1.153941246	4.614409071	1.85219088	23402.3 2326
Turkmenistan	0.962473561	0.659098057	1.562568328	1.070040561	6583.74 3509
Suriname	0.326110756	2.456410182	0.589248361	4.438478793	2167.11 4178

Ukraine	39.3489271	6.317281324	62.95158798	10.10657521	287132.3742
Tonga	0.013983189	1.713340863	0.026841045	3.288796231	153.6558169
Paraguay	2.457433509	2.044216719	3.976534251	3.307881074	18006.73601
Dominican Republic	5.813643642	1.985539736	10.24451895	3.49882117	35263.19766
El Salvador	2.138230586	2.672675894	3.679135644	4.598726262	18515.60651
Azerbaijan	3.926127652	1.634814711	6.623520197	2.757991899	25050.35399
Samoa	0.031661792	1.783249005	0.060863825	3.427960006	345.0237037
Indonesia	120.5934162	2.782019371	235.0372823	5.422172228	962110.9746
Mongolia	0.858749398	1.37010798	1.503925672	2.399466677	6356.41

					0407
	Mexico	46.1286241	1.426915646	72.57150275	2.244884055	292177.1205
	Mauritius	1.055113779	2.858542812	1.6957208	4.594092694	6141.43281
	Grenada	0.069796205	3.142397441	0.118276459	5.325098109	509.2291991
	Saint Vincent and the Grenadines	0.064526076	3.213116214	0.106090668	5.28285104	460.9546827
	Belize	0.089926533	1.593187576	0.146873748	2.60209554	772.0783039
	Georgia	2.766522479	2.969822578	4.43061804	4.756205522	17689.20601
	Belarus	12.20440726	4.312431118	19.15224678	6.767452383	70535.4069
	Brazil	115.2445143	2.577579904	175.7289787	3.930386505	803798.2008

Kazakhstan	9.755419505	1.245874729	15.06663875	1.92417604	50673.15427
Dominica	0.039205214	2.905767386	0.071431433	5.294273512	282.4687594
Jamaica	1.427084935	3.972305148	2.35905702	6.566458741	13046.53839
Türkiye	63.15996276	1.713616853	112.9767198	3.065214142	312755.9023
Algeria	7.340215665	0.945064551	14.51644656	1.8690158	58371.74783
Cabo Verde	0.074072721	1.38459012	0.143026375	2.673493075	756.5656992
Republic of Moldova	3.301284181	7.568605697	5.183025703	11.88273281	25730.65561
Saint Lucia	0.09564409	2.053841058	0.156933832	3.369964088	616.5879922
Ecuador	4.763217463	1.66420235	7.412131009	2.589696133	39293.3

					893
Serbia	13.50988386	7.095194212	22.27812571	11.70014711	83533.81109
Peru	11.34427153	1.970327945	18.99446071	3.299049801	91257.2767
Iran (Islamic Republic of)	22.10985295	1.289916379	38.76520565	2.261610415	169630.2298
Montenegro	0.700389314	3.615992888	1.265196678	6.531998844	4193.807486
North Macedonia	1.992241349	4.442988218	3.380804891	7.539687051	13457.09845
Bosnia and Herzegovina	3.916300731	5.461779723	6.547113424	9.130782797	27674.09388
Argentina	46.36599511	3.369037346	73.31073789	5.326891252	283263.7717
Malaysia	22.20380372	1.733389866	37.80463056	2.951303495	123936.9867

		Maldives	0.090035364	0.690593247	0.161608863	1.239579477	614.5334787
		Thailand	63.49942876	3.765417575	107.5196848	6.375750442	445713.7004
		Colombia	18.60879591	1.698131112	28.96088366	2.642802781	140003.4737
		Armenia	1.504513131	2.356939875	2.443218816	3.827497237	11217.23348
		Albania	1.009450548	1.732982457	1.832042927	3.145174628	7173.116811
		China	884.3589627	2.489718813	1556.813053	4.382865907	6266839.7
		Central African Republic	0.166208899	2.566108727	0.334739625	5.16806428	3120.54765
Low income	Women	Chad	0.489878596	0.93903251	0.9529347	1.826649849	7043.375366
		Sierra Leone	0.424234611	1.488663224	0.810906363	2.845516252	5505.11

Niger	0.596863995	1.21675496	1.232546551	2.512644659	7969 10496.99116
Democratic Republic of the Congo	3.729549839	2.037091842	7.722938775	4.218293428	69888.41672
Liberia	0.206382623	2.093676261	0.422571149	4.286829835	3803.999028
Guinea-Bissau	0.084062636	1.305770951	0.161239418	2.504581793	1195.898827
Burundi	0.311229485	1.976982904	0.638755134	4.057481831	7531.345394
Malawi	0.58975706	1.526641677	1.191779614	3.085033738	11382.16656
Mali	1.144658459	1.516944282	2.221427158	2.94391851	16521.48916
Madagascar	1.31595675	2.332586059	2.670916975	4.734307341	25707.2

					4597
	Mozambique	0.376546119	0.667008684	0.788088472	1.396009223	7854.17 7373
	Togo	0.358986982	1.223128034	0.746206377	2.542448569	5389.86 5912
	Somalia	0.24949032	0.873600778	0.535850165	1.87630174	5416.59 884
	Afghanistan	0.532256643	0.583155014	1.072908064	1.175507577	9557.73 3901
	Rwanda	0.908920695	1.916036304	1.789037198	3.771352372	13778.2 5087
	Uganda	2.356776974	1.56367392	4.771240292	3.165621564	37599.2 5787
	Gambia	0.026239558	0.295704623	0.053596743	0.604004241	404.575 6763
	Burkina Faso	0.533967398	0.840429371	1.101920865	1.734350568	9246.69 6705

Lower middle income	Sudan	1.412586696	1.166111666	2.88900854	2.384920212	26209.90284
	Lesotho	0.089463841	1.343447585	0.17711167	2.659624738	1254.225387
	Eswatini	0.128456049	0.923840237	0.269686691	1.939553783	943.2755546
	Haiti	1.171143195	3.057235031	2.255887213	5.888927537	15789.4329
	Zambia	1.074139924	1.271299337	2.133531039	2.525142708	13385.77684
	Cameroon	1.838051126	1.197286566	3.612337053	2.353037173	19932.2283
	Guinea	0.3506399	0.561656113	0.720317143	1.153806304	4293.648861
	Congo	0.38484953	0.908639503	0.793187139	1.872734957	3769.802553
	Angola	1.921620652	0.53610081	3.824139471	1.06687252	16742.4

					5814
Nigeria	11.68513063	0.589021718	23.33426133	1.176228758	104406.3273
Cote d'Ivoire	2.421331757	1.073516135	4.825293573	2.139331173	23970.51014
Palestine	0.413175656	1.344252364	0.771196669	2.509061051	4948.591376
Solomon Islands	0.050810726	2.446040956	0.102943185	4.955710491	879.986886
Ghana	1.790050146	0.701112896	3.577930031	1.40137576	18182.36432
Zimbabwe	0.811695118	0.857730911	1.618039568	1.709807686	9378.413592
Namibia	0.21312769	0.639284284	0.425595553	1.276589392	1803.563543
Benin	0.261469446	0.448658211	0.546001096	0.936889102	3637.665392

Myanmar	6.514412242	2.021365216	13.17038167	4.08665439	78363.20703
Papua New Guinea	0.223081193	0.459988643	0.452682607	0.933421841	2887.61086
Micronesia (Federated States of)	0.005421182	1.13688147	0.010532881	2.208861152	78.729128
Lao People's Democratic Republic	1.190480914	1.671519142	2.463372003	3.458747981	11151.14062
Mauritania	0.314872892	0.900000186	0.664590182	1.899596005	3388.559482
Djibouti	0.099123568	1.189817749	0.22156479	2.659526143	1074.074513
Pakistan	16.62554671	1.116940836	33.26546355	2.234847089	192497.44267
United Republic of Tanzania	2.137936577	0.823975203	4.212013669	1.623338529	31424.9484
Senegal	0.631334693	0.730984934	1.285135774	1.487982363	8542.13

					8388
Egypt	13.85517371	0.653004807	27.17941409	1.280986325	93886.17199
Kenya	3.223961416	0.9222421	6.560598355	1.87671601	38331.58331
Kiribati	0.003991954	0.864169735	0.00803266	1.738893022	66.46293604
India	93.6712424	0.630956501	174.95345	1.178462181	869861.6134
Sao Tome and Principe	0.006430405	0.452892483	0.013256294	0.933638864	78.48409761
Bangladesh	15.27968097	0.974132806	31.7704391	2.025475993	148772.6668
Timor-Leste	0.108248573	1.626815607	0.225362223	3.386860184	1473.509761
Vanuatu	0.011369627	0.994577741	0.02360129	2.064563493	189.229422

Bolivia (Plurinational State of)	1.84792547	1.170660553	3.642408813	2.307465525	15966.28711
Tajikistan	0.392787104	0.76164885	0.777105475	1.506876079	5481.659894
Bhutan	0.07353947	0.576718991	0.154383303	1.210721018	551.489409
Morocco	6.512866277	1.718941096	12.99113243	3.428750179	62694.38065
Nepal	0.945511556	0.590175189	2.058841028	1.285099993	12792.1222
Philippines	12.74919006	1.010096784	23.38968997	1.853125612	125283.9554
Uzbekistan	1.905224019	0.481130346	3.188411039	0.805176341	18414.30644
Cambodia	1.560501946	1.205279894	3.325662441	2.568631256	18442.47038

Tunisia	2.207422009	1.28861935	4.186670662	2.444038704	19219.65889
Honduras	0.405978372	0.53129942	0.839104733	1.098127115	4924.342651
Nicaragua	0.517312486	0.911205474	0.987037783	1.738589837	5956.166666
Kyrgyzstan	0.350157712	0.675789836	0.611421155	1.180017426	4330.858195
Comoros	0.016418777	0.506536897	0.035103344	1.082975828	278.8795582
Lebanon	0.802964293	1.10600061	1.556359751	2.143725255	7613.951549
Viet Nam	20.6566639	1.369185627	42.74604511	2.833336053	188868.6751
Sri Lanka	2.669548808	0.83800698	4.971456726	1.56060658	24480.45064
Jordan	1.124610895	0.944231723	1.981165121	1.66340106	11764.8

						8248
	Equatorial Guinea	0.226348417	0.703631547	0.464023228	1.442472566	1390.21 9999
	Tuvalu	0.00143121	2.370403481	0.002891594	4.78912681	16.1235 5059
	Marshall Islands	0.006692103	2.283256697	0.013077312	4.461805214	65.8663 8041
	South Africa	9.696736422	1.009223751	16.86331106	1.755111544	69850.5 5554
Upper middle income	Gabon	0.353563146	0.68555265	0.711291611	1.379181778	2105.54 2534
	Fiji	0.149353099	1.103593515	0.286253488	2.115172002	1130.64 2202
	Libya	1.494207335	1.477043515	3.09828907	3.062699312	11343.0 4976
	Botswana	0.144090869	0.276485607	0.305082476	0.585400824	939.734 9456

Iraq	4.272513288	0.646910932	7.619315171	1.153657799	33958.22337
Guatemala	1.540891817	0.618502982	2.640507658	1.059880935	12877.59139
Turkmenistan	0.441033309	0.302017851	0.775898155	0.531331963	3128.228608
Suriname	0.151022255	1.137566297	0.308504798	2.323794335	1032.833982
Ukraine	16.19209922	2.599563788	28.07563376	4.507408203	128127.0283
Tonga	0.008845379	1.083812129	0.018623575	2.28192092	97.86691613
Paraguay	1.108352336	0.921983186	1.860966573	1.548045539	8404.64654
Dominican Republic	2.542408262	0.868311328	4.893529464	1.671292188	16007.79115
El Salvador	1.135705758	1.419572529	2.091772166	2.61460531	10353.1

					5828
	Azerbaijan	1.604991167	0.668308166	2.760621879	1.149505482	10552.9179
	Samoa	0.016006612	0.90152116	0.034094396	1.920257641	178.0127239
	Indonesia	45.91515291	1.059235643	101.2439022	2.335637433	376200.7614
	Mongolia	0.376436828	0.600593261	0.71384232	1.138913239	2997.467423
	Mexico	20.26724654	0.626935048	32.9287011	1.018597015	132092.1459
	Mauritius	0.414966993	1.12423981	0.702388076	1.902928788	2529.576314
	Grenada	0.03319211	1.494390738	0.059639712	2.685127041	246.9838705
	Saint Vincent and the Grenadines	0.026434031	1.316299066	0.046657855	2.323357013	194.9486951

Belize	0.04043543	0.716376165	0.070179259	1.243334091	357.4210559
Georgia	1.040794427	1.117278031	1.800342407	1.932641997	7073.183826
Belarus	5.511418441	1.947461428	9.128140593	3.22543133	33860.20086
Brazil	53.53501408	1.197373925	82.96511318	1.855612909	384557.623
Kazakhstan	3.797492364	0.484981683	6.177357115	0.788916676	20676.76854
Dominica	0.016894953	1.252200835	0.034509746	2.557754026	124.6925156
Jamaica	0.593889383	1.65309702	1.047102255	2.914619567	5573.461224
Türkiye	24.3997351	0.661998447	45.78205863	1.242130359	121739.1815
Algeria	3.514474779	0.45249427	7.428715293	0.956459021	28006.4

					0517
Cabo Verde	0.03868645	0.723139043	0.082160863	1.535776167	406.406
					5199
Republic of Moldova	1.139052596	2.61142013	1.872722116	4.293449003	9323.10
					7761
Saint Lucia	0.041935475	0.900513562	0.075501145	1.621295709	278.362
					6757
Ecuador	2.350833527	0.821348744	3.785559156	1.32262205	20077.0
					9237
Serbia	5.179509988	2.720203199	9.261288427	4.863893779	32820.7
					3333
Peru	5.946474145	1.032812389	10.7142671	1.860905728	48314.1
					1642
Iran (Islamic Republic of)	9.208449648	0.53723243	17.84920581	1.041344914	70862.7
					1796
Montenegro	0.259340433	1.338931281	0.49740627	2.568025382	1595.60
					0594

North Macedonia	0.793426222	1.769455973	1.452436496	3.239144817	5463.067093
Bosnia and Herzegovina	1.593976501	2.223003066	3.033385734	4.230442409	11574.31406
Argentina	20.14414518	1.463710144	33.03127708	2.400112534	126139.8942
Malaysia	8.985115232	0.701443225	15.55165879	1.214075214	51036.8838
Maldives	0.036389141	0.279113608	0.071162234	0.545831728	247.6309899
Thailand	21.294576	1.262735308	38.76817967	2.298892886	157566.53
Colombia	9.33231587	0.851613183	15.04328294	1.372763015	72181.12059
Armenia	0.728538475	1.141313656	1.245837125	1.95170327	5607.44196
Albania	0.38847808	0.66692291	0.756486688	1.298704688	2830.74

		China	295.7949376	0.83274581	601.7728979	1.694159689	7215215672 5.788
		Central African Republic	0.080052657	1.235937559	0.168543935	2.602159477	1496.803499
		Chad	0.590870172	1.13262001	1.15763951	2.219041908	8282.454195
		Sierra Leone	0.544606604	1.911055347	1.021341747	3.583945905	6934.159048
Low income	Men	Niger	0.631933862	1.288247687	1.313883241	2.678456003	11061.49774
		Democratic Republic of the Congo	2.004472788	1.094849336	4.192604425	2.290013712	37213.99655
		Liberia	0.226886515	2.301680756	0.45992094	4.665729813	4172.739885
		Guinea-Bissau	0.056327281	0.87494909	0.109959733	1.708038577	815.515

					4003
	Burundi	0.414483832	2.632872173	0.84557846	5.371258964	9455.43 9063
	Malawi	0.489925108	1.268217269	0.971425963	2.514627566	8996.70 8935
	Mali	1.199367937	1.589447332	2.433668506	3.225188698	17260.9 3682
	Madagascar	1.419518739	2.516153834	2.933182649	5.199183755	27175.3 2442
	Mozambique	0.655435401	1.161029373	1.273480474	2.255826028	12817.7 6082
	Togo	0.315118405	1.073660535	0.63408353	2.16042748	4648.47 7278
	Somalia	0.28145679	0.985532709	0.591553492	2.071349266	5859.16 5976
	Afghanistan	0.370421521	0.405844004	0.827496055	0.906627432	6772.28 0482

	Rwanda	1.2370705	2.607787457	2.482644433	5.233500446	17383.07288
	Uganda	2.219984893	1.472915137	4.672505384	3.100112947	33370.11718
	Gambia	0.02104504	0.237165409	0.043609982	0.491459237	323.7374987
	Burkina Faso	0.543365452	0.855221286	1.087947586	1.712357551	8989.65861
	Sudan	1.463725783	1.208327755	3.304634306	2.728025563	26867.24966
	Lesotho	0.087670448	1.316516824	0.173499685	2.605384813	1143.099411
	Eswatini	0.0660102	0.474737306	0.137098841	0.985998138	468.8550562
Lower middle income	Haiti	0.968722713	2.528822287	1.946937768	5.082424055	13095.36086
	Zambia	0.775812263	0.918213348	1.505829794	1.782226297	9508.21

					4737
	Cameroon	1.95318897	1.272286108	4.015897828	2.615912283	21266.62827
	Guinea	0.3231289	0.517588905	0.661517956	1.059621578	3992.464795
	Congo	0.258381584	0.610045475	0.519308965	1.226101639	2567.934535
	Angola	1.860912013	0.51916409	3.627104976	1.01190311	14796.63875
	Nigeria	11.51664083	0.580528517	23.34202299	1.176620006	102098.8529
	Cote d'Ivoire	1.572765604	0.697297777	3.184954924	1.412074364	15238.5198
	Palestine	0.569217135	1.851927792	1.000473277	3.255004376	5772.040868
	Solomon Islands	0.067910621	3.269234156	0.142092061	6.840347121	1109.642629

Ghana	1.873581158	0.733829671	3.830322928	1.500231044	18073.68029
Zimbabwe	0.872125862	0.921589022	1.819336088	1.922520864	9620.319189
Namibia	0.217232047	0.651595452	0.431570215	1.294510611	1703.705785
Benin	0.67280829	1.154478917	1.357891651	2.330020761	8827.692193
Myanmar	9.750520925	3.025501473	20.00240363	6.206571126	103675.9907
Papua New Guinea	0.598006783	1.23307718	1.306168599	2.693291682	7726.24302
Micronesia (Federated States of)	0.01225325	2.569641417	0.02389195	5.010404853	158.6461506
Lao People's Democratic Republic	1.128509999	1.584507608	2.39174746	3.358182073	10485.79844
Mauritania	0.326137328	0.932197288	0.680315601	1.944543921	3586.71

					8171
	Djibouti	0.138885508	1.667095384	0.290357347	3.485269272	1486.034028
	Pakistan	9.626861972	0.646753785	18.82728759	1.264858637	115900.062
	United Republic of Tanzania	1.535315456	0.591720951	3.164908229	1.219777017	22116.45204
	Senegal	0.71507732	0.827945545	1.483814953	1.71802118	9567.206728
	Egypt	16.05731123	0.756793213	31.6167603	1.490121806	110471.7021
	Kenya	2.534880497	0.725124532	5.074146646	1.451503618	29456.2715
	Kiribati	0.006705218	1.451531224	0.013600845	2.944281835	102.3553214
	India	95.37361695	0.64242346	178.9749213	1.205550254	888182.9706

Sao Tome and Principe	0.022324629	1.572320431	0.045536476	3.207127516	265.6550039
Bangladesh	14.55877951	0.92817283	30.32762387	1.933491503	147486.4131
Timor-Leste	0.091632165	1.377095619	0.191747261	2.881677123	1263.077722
Vanuatu	0.015369313	1.34445709	0.032527519	2.845400731	235.4411036
Bolivia (Plurinational State of)	2.265036364	1.434900252	4.54092121	2.876673016	18717.37487
Tajikistan	0.412134668	0.799165483	0.772303872	1.497565347	5672.960698
Bhutan	0.059249961	0.464656294	0.125011703	0.980379962	468.925516
Morocco	4.75142364	1.25404346	10.84873436	2.863306958	48430.34384

Nepal	1.093441379	0.682510932	2.341772626	1.461701969	14558.70163
Philippines	19.68222174	1.559389169	34.0691014	2.699237333	178610.7472
Uzbekistan	2.510618042	0.634011808	4.102771713	1.036081821	22996.09682
Cambodia	1.501651969	1.159826125	3.141973667	2.426756146	16987.05247
Tunisia	2.686826598	1.56847976	5.042989331	2.943928985	22674.03301
Honduras	0.279152013	0.365323163	0.579884115	0.75888795	3331.234357
Nicaragua	0.486860583	0.857566828	0.899499027	1.584397166	5324.842809
Kyrgyzstan	0.393020932	0.758514068	0.645715754	1.246204577	4612.348281
Comoros	0.021394753	0.660051085	0.04599517	1.41900035	353.926

						5843
	Lebanon	1.074972908	1.480664461	2.066450372	2.846322547	9961.87422
	Viet Nam	33.9339914	2.249246708	69.64787753	4.616470176	278503.6197
	Sri Lanka	3.73372234	1.172065246	7.132405639	2.238957269	31943.15515
	Jordan	1.731562772	1.45383306	3.021493668	2.536868692	18233.75864
	Equatorial Guinea	0.193350354	0.601053061	0.387952985	1.205998978	1110.213557
	Tuvalu	0.002156431	3.571531522	0.004263018	7.06051203	22.047565551
Upper middle income	Marshall Islands	0.006378061	2.176109812	0.013118406	4.475826055	61.692024452
	South Africa	12.07251941	1.256492162	20.29499768	2.112277037	80529.0066

Gabon	0.230703473	0.447329928	0.479668626	0.930068931	1407.069291
Fiji	0.177330263	1.310321173	0.357510305	2.641699813	1289.209251
Libya	1.3671153	1.351411374	2.814819706	2.782486134	10944.32863
Botswana	0.161648382	0.310175456	0.324609379	0.622869593	998.4972245
Iraq	5.465244152	0.827505018	10.088023	1.527450453	41004.20477
Guatemala	1.329181475	0.533523961	2.215412743	0.889250869	10524.73187
Turkmenistan	0.523739476	0.358654705	0.864805554	0.592215395	3455.514901
Suriname	0.17575014	1.323827645	0.353962227	2.666199763	1134.280196
Ukraine	23.72664464	3.80919888	37.3924808	6.003183264	159005.

					3459
	Tonga	0.00511098	0.626241275	0.010536169	1.290982225	55.78890079
	Paraguay	1.353552164	1.125952728	2.295399864	1.909428988	9602.089465
	Dominican Republic	3.286020127	1.122277858	6.094740424	2.081543011	19255.40652
	El Salvador	1.00149974	1.251822058	1.863645837	2.329459385	8162.448229
	Azerbaijan	2.339685745	0.974230339	4.007531741	1.668710859	14497.43609
	Samoa	0.015589506	0.878028971	0.033597547	1.892274231	167.0109798
	Indonesia	75.22117228	1.735308319	151.6252179	3.497904831	585910.2132
	Mongolia	0.489084136	0.78031854	0.895801553	1.429223542	3358.942985

Mexico	26.01750053	0.804810013	41.68934748	1.289593682	160084.9745
Mauritius	0.648536445	1.757032492	1.084954571	2.939388293	3611.856496
Grenada	0.036609559	1.648252732	0.063481999	2.858116309	262.2453286
Saint Vincent and the Grenadines	0.038230053	1.90368933	0.064787357	3.226126879	266.0059876
Belize	0.049662881	0.879854732	0.083969977	1.487657971	414.657248
Georgia	1.769096988	1.899100484	2.905826342	3.119363296	10616.02219
Belarus	6.792440766	2.400111066	10.75651944	3.800819502	36675.20604
Brazil	61.94916233	1.385566305	95.06431608	2.126225896	419240.5777
Kazakhstan	6.083506624	0.776930932	9.473815962	1.209910849	29996.3

					8573
Dominica	0.022375021	1.658366297	0.045503669	3.37258909	157.776 2438
Jamaica	0.837815375	2.332067452	1.457124381	4.055920245	7473.07 7168
Türkiye	38.86190377	1.054377019	73.47826594	1.993566641	191016. 7208
Algeria	3.820948312	0.49195323	8.483133497	1.092217057	30365.3 4266
Cabo Verde	0.035324437	0.660295258	0.075559358	1.412378793	350.159 1793
Republic of Moldova	2.220567029	5.090926848	3.571579194	8.188290723	16407.5 4785
Saint Lucia	0.053904842	1.157541241	0.090983874	1.953768563	338.225 3165
Ecuador	2.413462489	0.843230438	3.827343422	1.337220895	19216.2 9693

Serbia	8.404322098	4.413827546	14.36537326	7.544484785	50713.07776
Peru	5.39094727	0.936325795	9.222627358	1.601830524	42943.16029
Iran (Islamic Republic of)	12.90846839	0.753096135	24.31911929	1.418807731	98767.5118
Montenegro	0.445494506	2.300013627	0.828616752	4.278009705	2598.206892
North Macedonia	1.205728166	2.688949327	2.082044562	4.643262456	7994.031355
Bosnia and Herzegovina	2.344246592	3.269350181	4.039441678	5.633515444	16099.77982
Argentina	26.40499895	1.918635141	42.69635335	3.102394516	157123.8775
Malaysia	13.26619399	1.035655265	24.05045857	1.87755313	72900.10288
Maldives	0.053794676	0.412618315	0.102099804	0.783130451	366.902

	Thailand	43.31279783	2.56838169	74.7673378	4.433587093	4888
	Colombia	9.278545028	0.846706367	14.62614599	1.334697509	288147.1703
	Armenia	0.780407656	1.222570867	1.312379569	2.055947318	67822.35315
	Albania	0.626495391	1.07554107	1.197529147	2.055867925	5609.79152
	China	595.4396522	1.676329824	1029.428453	2.898130166	4342.369596
						411011.912

Supplementary Table SVII. Estimated discounted and undiscounted VLW and VLW-to-GDP ratios for CRC across 122 LMICs in 2023, under the IE = 1.5 scenario.

Low and Middle Income Economies	**Sex**	**Location name**	**Discounted VLW region (millions)**	**Discounted VLW-to-GDP ratios(%)**	**Undiscounted VLW region (millions)**	**Undiscounted VLW-to-GDP ratios(%)**	**DALY**
Low income	Both	Central African	0.003769119	0.058191643	0.006950627	0.107311129	4617.35

Republic					1149
Chad	0.035556939	0.068157951	0.063269668	0.121279589	15325.82956
Sierra Leone	0.03970764	0.139336352	0.069573319	0.244136708	12439.27702
Niger	0.028088505	0.057260662	0.052776658	0.107589436	21558.4889
Democratic Republic of the Congo	0.120654699	0.065901976	0.231342053	0.126359756	107102.4133
Liberia	0.00945515	0.09591904	0.017903311	0.181622543	7976.738913
Guinea-Bissau	0.005098834	0.079201772	0.009095061	0.141276401	2011.414228
Burundi	0.010126056	0.06432244	0.018999163	0.120685934	16986.78446
Malawi	0.024072603	0.0623142	0.044508557	0.11521459	20378.8

					7549
	Mali	0.090580805	0.120041077	0.159789637	0.211759215	33782.42597
	Madagascar	0.060137775	0.106596615	0.111335047	0.197345831	52882.5704
	Mozambique	0.020889756	0.03700383	0.03951048	0.069988327	20671.93819
	Togo	0.02584851	0.08807015	0.047878342	0.163129432	10038.34319
	Somalia	0.010022612	0.035094594	0.019041797	0.066675646	11275.76482
	Afghanistan	0.024139565	0.026447971	0.04595272	0.050347063	16330.01438
	Rwanda	0.088057	0.185627207	0.161557206	0.340568185	31161.32375
	Uganda	0.172392766	0.114379118	0.309881373	0.205600032	70969.37505

	Gambia	0.001892306	0.021325194	0.003485108	0.039275148	728.313175
	Burkina Faso	0.036135675	0.056875163	0.067428815	0.106128496	18236.35532
	Sudan	0.084558361	0.069804205	0.165573537	0.136683457	53077.1525
	Lesotho	0.006199674	0.093098356	0.011112006	0.166865153	2397.324798
	Eswatini	0.026768675	0.192517048	0.051163397	0.367960908	1412.130611
Lower middle income	Haiti	0.085607831	0.223476737	0.151386506	0.395190041	28884.79376
	Zambia	0.091822264	0.108676329	0.164359575	0.194527933	22893.99157
	Cameroon	0.249407944	0.162461629	0.447754455	0.291662395	41198.85657
	Guinea	0.035581217	0.056994108	0.065151319	0.104359591	8286.11

					3657
	Congo	0.053465981	0.126234537	0.101674394	0.240055824	6337.737088
	Angola	0.449117237	0.125296382	0.816601073	0.227818376	31539.0969
	Nigeria	2.456357293	0.123819565	4.463831577	0.225011926	206505.1802
	Cote d'Ivoire	0.352023166	0.15607219	0.639425195	0.283494099	39209.02993
	Palestine	0.070604627	0.229709654	0.117479484	0.382215342	10720.63224
	Solomon Islands	0.003748184	0.180438504	0.007187246	0.345995818	1989.629515
	Ghana	0.336486297	0.131792331	0.604047994	0.236588812	36256.04462
	Zimbabwe	0.118178483	0.124881049	0.219288195	0.231725261	18998.73278

Namibia	0.058735979	0.176180713	0.10718421	0.32150295	3507.269328
Benin	0.046380969	0.079585599	0.088443576	0.151761275	12465.35758
Myanmar	1.163823379	0.361124229	2.162128792	0.670889678	182039.1977
Papua New Guinea	0.046579754	0.096046455	0.094389315	0.194628747	10613.85388
Micronesia (Federated States of)	0.000894027	0.187487251	0.001634672	0.342808793	237.3752786
Lao People's Democratic Republic	0.261975398	0.36783193	0.485082539	0.681090087	21636.93906
Mauritania	0.05435422	0.155360495	0.101565985	0.290305731	6975.277653
Djibouti	0.020907758	0.250963739	0.040672265	0.488204606	2560.108541
Pakistan	1.907251129	0.12813333	3.52800658	0.23701925	308397.

United Republic of Tanzania	0.179744619	0.069274791	0.325975533	0.125633173	4887 53541.40045
Senegal	0.078227237	0.090574671	0.147902958	0.171248048	18109.34512
Egypt	6.736211317	0.31748273	12.0464686	0.567759169	204357.8741
Kenya	0.442721319	0.12664427	0.813595967	0.232736176	67787.85482
Kiribati	0.000447161	0.096800411	0.000842683	0.182422249	168.8182574
India	23.71400703	0.159734263	41.18739233	0.277432564	175804 4.584
Sao Tome and Principe	0.002134133	0.150306657	0.004089422	0.28801742	344.1391015
Bangladesh	3.316941101	0.211466532	6.234889458	0.397495888	296259.0798

Timor-Leste	0.011669274	0.175371888	0.022117425	0.332392121	2736.587483
Vanuatu	0.001154567	0.100997722	0.002213862	0.193661427	424.6705256
Bolivia (Plurinational State of)	0.643645312	0.407749224	1.171020272	0.741841195	34683.66198
Tajikistan	0.048562944	0.094167833	0.088703335	0.172003593	11154.62059
Bhutan	0.026082953	0.204550485	0.050643496	0.39716177	1020.414925
Morocco	1.348797812	0.355988269	2.544997397	0.67170128	111124.7245
Nepal	0.133626489	0.0834078	0.253955153	0.158515282	27350.82382
Philippines	4.297263738	0.340464944	7.14415746	0.566019523	303894.7026

Uzbekistan	0.594043918	0.150015196	0.949130525	0.239685986	41410.40326
Cambodia	0.276495026	0.213555578	0.548522834	0.423660825	35429.52285
Tunisia	0.834366256	0.487075194	1.494931764	0.872691307	41893.6919
Honduras	0.059836648	0.078307562	0.111629468	0.146088254	8255.577008
Nicaragua	0.101518033	0.178816073	0.175887816	0.309812628	11281.00947
Kyrgyzstan	0.065763226	0.126920293	0.106548255	0.205633706	8943.206476
Comoros	0.001748466	0.05394204	0.00335535	0.10351616	632.8061425
Lebanon	0.286229883	0.394252183	0.508281458	0.700105357	17575.82577
Viet Nam	9.84637937	0.652647551	19.02437646	1.260992721	467372.

	Sri Lanka	1.117964085	0.350943839	2.005212688	0.62946301	2947 56423.6 0579
	Jordan	0.36140294	0.303436612	0.604564849	0.507597171	29998.6 4112
	Equatorial Guinea	0.088809996	0.276076659	0.164807916	0.512325425	2500.43 3556
	Tuvalu	0.000266904	0.442052137	0.000492372	0.815477655	38.1711 1609
	Marshall Islands	0.001199447	0.409235379	0.002160805	0.737237992	127.558 4049
Upper middle income	South Africa	4.00085598	0.416403901	6.520427443	0.678637632	150379. 5621
	Gabon	0.147292268	0.285597087	0.272847642	0.529046722	3512.61 1824
	Fiji	0.058051132	0.428948938	0.104593858	0.772860451	2419.85 1452

Libya	0.480772764	0.475250172	0.889118803	0.878905578	22287.37839
Botswana	0.077878902	0.149436224	0.151038978	0.289817833	1938.23217
Iraq	1.730885038	0.262077231	2.943428634	0.445671208	74962.42814
Guatemala	0.480115859	0.19271508	0.770633875	0.30932694	23402.32326
Turkmenistan	0.231880251	0.158790671	0.37645578	0.257795417	6583.743509
Suriname	0.083643696	0.630041246	0.151135496	1.13841928	2167.114178
Ukraine	8.445605161	1.35590136	13.5115312	2.169211463	287132.3742
Tonga	0.001325639	0.162428708	0.002544594	0.31178555	153.6558169
Paraguay	0.524436773	0.436252869	0.848625521	0.705929365	18006.7

Dominican Republic	1.825221691	0.623369855	3.216316539	1.09847192	3601 35263.19766
El Salvador	0.329408715	0.411743587	0.566795439	0.708464521	18515.60651
Azerbaijan	1.128237987	0.469791159	1.903378533	0.792554777	25050.35399
Samoa	0.003152463	0.177552389	0.006060016	0.341310992	345.0237037
Indonesia	22.58722393	0.521074006	44.02263319	1.015576323	962110.9746
Mongolia	0.187858897	0.299723033	0.328996816	0.524904197	6356.410407
Mexico	13.96514344	0.431989509	21.97055441	0.679624169	292177.1205
Mauritius	0.378957055	1.026680711	0.609038923	1.650024737	6141.43281

Grenada	0.016087623	0.724304484	0.027262041	1.227404398	509.2291991
Saint Vincent and the Grenadines	0.015538598	0.773754165	0.025547814	1.27216936	460.9546827
Belize	0.015001364	0.265772364	0.024501185	0.434076372	772.0783039
Georgia	0.842749317	0.904679419	1.349672868	1.448854649	17689.20601
Belarus	4.572196046	1.615586901	7.175098728	2.535323377	70535.4069
Brazil	29.6505092	0.663168717	45.21216241	1.011223501	803798.2008
Kazakhstan	4.565135874	0.583018231	7.050568456	0.9004354	50673.15427
Dominica	0.009663082	0.716197285	0.01760602	1.304902909	282.4687594
Jamaica	0.219354835	0.610576371	0.362606704	1.009319376	13046.5

Türkiye	33.1485536	0.899365953	59.29412699	1.608731399	3839 312755.9023
Algeria	1.500467041	0.193187541	2.96741276	0.382059157	58371.74783
Cabo Verde	0.009217759	0.172301192	0.017798491	0.33269488	756.5656992
Republic of Moldova	0.711839677	1.631981235	1.11759035	2.562215254	25730.65561
Saint Lucia	0.030184312	0.648171556	0.049526737	1.063526732	616.5879922
Ecuador	0.921252717	0.321872967	1.433578434	0.500872492	39293.3893
Serbia	4.718978234	2.478338631	7.781709411	4.086840432	83533.81109
Peru	2.344704188	0.407239563	3.925892594	0.681868013	91257.2767

Iran (Islamic Republic of)	5.081781688	0.296477478	8.909887942	0.519813968	169630.2298
Montenegro	0.264344686	1.364767401	0.477517306	2.465341985	4193.807486
North Macedonia	0.59381621	1.32429659	1.007697561	2.247312251	13457.09845
Bosnia and Herzegovina	1.07120917	1.493937501	1.790804236	2.497504389	27674.09388
Argentina	17.02516595	1.237079454	26.91902709	1.955985359	283263.7717
Malaysia	9.83788882	0.768016913	16.75018195	1.30764062	123936.9867
Maldives	0.027114332	0.207973557	0.048668837	0.373301873	614.5334787
Thailand	18.14547632	1.075998584	30.7246212	1.821922353	445713.7004
Colombia	4.73547791	0.432132332	7.369827983	0.672527887	140003.

		Armenia	0.393638069	0.616665446	0.639239311	1.00141939	4737 11217.2 3348
		Albania	0.2959357	0.508050026	0.537091101	0.922055526	7173.11 6811
		China	270.5483584	0.761669601	476.2695169	1.340832429	626683 9.7
		Central African Republic	0.002538621	0.039193921	0.005112706	0.078935356	3120.54 765
		Chad	0.016072595	0.03080904	0.031265162	0.059931182	7043.37 5366
Low income	Women	Sierra Leone	0.017361805	0.060923555	0.03318635	0.116452777	5505.11 7969
		Niger	0.013598403	0.02772143	0.028081212	0.057245794	10496.9 9116
		Democratic Republic of the	0.078421382	0.042834006	0.162390519	0.088698212	69888.4 1672

Congo					
Liberia	0.004499875	0.045649588	0.009213554	0.093468135	3803.999028
Guinea-Bissau	0.003053531	0.047431448	0.005856938	0.090977626	1195.898827
Burundi	0.004348589	0.027622979	0.008924872	0.056692315	7531.345394
Malawi	0.013116268	0.033952694	0.026505321	0.06861152	11382.16656
Mali	0.04415143	0.058511129	0.085684235	0.113551959	16521.48916
Madagascar	0.028915012	0.051253017	0.058687032	0.104025116	25707.24597
Mozambique	0.00767869	0.013601928	0.016071039	0.02846802	7854.177373
Togo	0.01375865	0.046877998	0.028599345	0.0974427	5389.865912

	Somalia	0.004715527	0.016511616	0.010127912	0.035463308	5416.59884
	Afghanistan	0.014238346	0.015599923	0.02870126	0.031445889	9557.733901
	Rwanda	0.037541417	0.079138607	0.073893126	0.155769268	13778.25087
	Uganda	0.088700241	0.058850818	0.179571579	0.119142116	37599.25787
	Gambia	0.001048609	0.01181722	0.002141882	0.024137772	404.5756763
	Burkina Faso	0.017901514	0.0281758	0.036942428	0.058144939	9246.696705
	Sudan	0.041545532	0.034296465	0.084968517	0.070142795	26209.90284
Lower middle income	Lesotho	0.003131566	0.047025637	0.006199564	0.093096709	1254.225387
	Eswatini	0.017636171	0.12683719	0.037026209	0.266287981	943.275

					5546
	Haiti	0.046839373	0.122272811	0.090223247	0.235525146	15789.4329
	Zambia	0.053207988	0.062974365	0.105685386	0.12508404	13385.77684
	Cameroon	0.120834899	0.078710543	0.237477825	0.154690479	19932.2283
	Guinea	0.018462929	0.029573978	0.037928268	0.060753621	4293.648861
	Congo	0.032031327	0.075626774	0.066017584	0.155869191	3769.802553
	Angola	0.227723791	0.063531222	0.453183898	0.126430914	16742.45814
	Nigeria	1.235946859	0.062301361	2.468085974	0.124410782	104406.3273
	Cote d'Ivoire	0.212911716	0.094396054	0.424296065	0.188114937	23970.51014

Palestine	0.029869568	0.097179582	0.05575186	0.181386702	4948.591376
Solomon Islands	0.001602988	0.07716822	0.003247673	0.156343808	879.986886
Ghana	0.164345132	0.064369421	0.328491012	0.1286608	18182.36432
Zimbabwe	0.057113226	0.060352438	0.113849964	0.120307035	9378.413592
Namibia	0.029135061	0.08739168	0.058179923	0.174512802	1803.563543
Benin	0.013120284	0.022513234	0.027397806	0.047012188	3637.665392
Myanmar	0.471208348	0.146211834	0.952655982	0.29560083	78363.20703
Papua New Guinea	0.012651858	0.02608786	0.025673504	0.052938216	2887.61086
Micronesia	0.000278865	0.058481118	0.000541811	0.113623691	78.7291

(Federated States of)					28
Lao People's Democratic Republic	0.134399466	0.188706326	0.278102637	0.390475711	11151.14062
Mauritania	0.026649489	0.07617215	0.056248059	0.160773647	3388.559482
Djibouti	0.008702439	0.104458671	0.019452024	0.233490018	1074.074513
Pakistan	1.214826891	0.081614745	2.430703805	0.163300034	192497.4267
United Republic of Tanzania	0.104384585	0.040230525	0.205651236	0.079259376	31424.9484
Senegal	0.036647685	0.042432177	0.074599498	0.086374327	8542.138388
Egypt	3.118474595	0.146976064	6.117448549	0.288319973	93886.17199
Kenya	0.247445285	0.070783868	0.503538635	0.14404159	38331.58331

Kiribati	0.000169057	0.036597141	0.000340179	0.07364122	66.46293604
India	11.74921966	0.079141115	21.94447795	0.147814961	869861.6134
Sao Tome and Principe	0.000480494	0.033841118	0.000990539	0.069763541	78.48409761
Bangladesh	1.698265807	0.108270352	3.531137233	0.22512228	148772.6668
Timor-Leste	0.006322022	0.095010617	0.013161789	0.197802182	1473.509761
Vanuatu	0.000492861	0.0431139	0.001023091	0.089496659	189.229422
Bolivia (Plurinational State of)	0.289457458	0.183371263	0.570543787	0.361439417	15966.28711
Tajikistan	0.023687994	0.045933111	0.046865261	0.090875876	5481.659894

Bhutan	0.014488296	0.113621643	0.030415652	0.238528838	551.489409
Morocco	0.782975911	0.206650868	1.5617922	0.412203887	62694.38065
Nepal	0.061979895	0.03868699	0.13496054	0.084240496	12792.1222
Philippines	1.701732238	0.13482537	3.122001421	0.247350897	125283.9554
Uzbekistan	0.257109128	0.064928325	0.430274641	0.108658187	18414.30644
Cambodia	0.14088723	0.108816619	0.300251705	0.231904449	18442.47038
Tunisia	0.376570852	0.219829505	0.714216915	0.416936016	19219.65889
Honduras	0.035408102	0.046338193	0.073183963	0.095775046	4924.342651
Nicaragua	0.052293896	0.092111607	0.099777316	0.175749936	5956.16

						6666
	Kyrgyzstan	0.031049061	0.059923397	0.05421572	0.104634087	4330.858195
	Comoros	0.000760378	0.023458486	0.001625689	0.050154241	278.8795582
	Lebanon	0.122680134	0.168979249	0.237786941	0.32752702	7613.951549
	Viet Nam	3.773175084	0.250097359	7.808052311	0.517541121	188868.6751
	Sri Lanka	0.468868881	0.147184196	0.873166786	0.274098701	24480.45064
	Jordan	0.142267476	0.119448837	0.250624782	0.210426442	11764.88248
	Equatorial Guinea	0.047883892	0.148852894	0.098163876	0.305154333	1390.219999
Upper middle income	Tuvalu	0.000106961	0.177151375	0.000216102	0.35791392	16.123550 59

Marshall Islands	0.00061378	0.209413446	0.001199412	0.409223373	65.86638041
South Africa	1.790759795	0.186379957	3.114258049	0.324127939	69850.55554
Gabon	0.089161925	0.172883386	0.179374264	0.347803507	2105.542534
Fiji	0.026573882	0.196358591	0.050932097	0.376345264	1130.642202
Libya	0.251388164	0.248500492	0.521261798	0.515274112	11343.04976
Botswana	0.036785933	0.070585881	0.077886569	0.149450936	939.7349456
Iraq	0.760626702	0.115168215	1.356450918	0.205383311	33958.22337
Guatemala	0.257338137	0.103293692	0.44098055	0.177006447	12877.59139
Turkmenistan	0.106254258	0.072762492	0.186930287	0.128009115	3128.22

					8608
	Suriname	0.038735489	0.291772804	0.079127968	0.596026791	1032.833982
	Ukraine	3.475369896	0.557953951	6.025976687	0.967441625	128127.0283
	Tonga	0.000838563	0.102747917	0.001765558	0.216331423	97.86691613
	Paraguay	0.236531618	0.196758889	0.397145762	0.330365808	8404.64654
	Dominican Republic	0.798201437	0.272610564	1.536347371	0.524710309	16007.79115
	El Salvador	0.174963064	0.218694637	0.322251485	0.402797425	10353.15828
	Azerbaijan	0.461220868	0.192049451	0.793310546	0.330329492	10552.9179
	Samoa	0.001593727	0.089761573	0.00339467	0.1911939	178.0127239

Indonesia	8.599937483	0.198395513	18.96304758	0.437466384	376200.7614
Mongolia	0.082348829	0.131384998	0.156159214	0.249147173	2997.467423
Mexico	6.135778177	0.189800543	9.968951886	0.308373677	132092.1459
Mauritius	0.149040485	0.403784516	0.252271292	0.683460213	2529.576314
Grenada	0.00765059	0.344448445	0.01374661	0.618906295	246.9838705
Saint Vincent and the Grenadines	0.006365609	0.316979473	0.011235731	0.559490241	194.9486951
Belize	0.006745358	0.119504439	0.011707164	0.207410506	357.4210559
Georgia	0.317051027	0.340349773	0.548427618	0.588729257	7073.183826
Belarus	2.064769314	0.729586882	3.419719404	1.20835892	33860.2

					0086
	Brazil	13.77367449	0.308064525	21.34555268	0.477418539	384557.623
	Kazakhstan	1.777070541	0.22695152	2.890749553	0.36918062	20676.76854
	Dominica	0.004164173	0.308635455	0.008505769	0.630420899	124.6925156
	Jamaica	0.091285742	0.254094774	0.160948334	0.448001292	5573.461224
	Türkiye	12.80583286	0.347439898	24.02802279	0.65191338	121739.1815
	Algeria	0.718419433	0.092497655	1.518557896	0.195516767	28006.40517
	Cabo Verde	0.00481422	0.089988884	0.010224264	0.191115089	406.4065199
	Republic of Moldova	0.245608311	0.563087683	0.403805863	0.9257753	9323.107761

Saint Lucia	0.013234414	0.284193012	0.023827401	0.5116646	278.3626757
Ecuador	0.454674134	0.158856858	0.732164064	0.255808005	20077.09237
Serbia	1.809193562	0.950162106	3.234951461	1.698949386	32820.73333
Peru	1.229054047	0.213468051	2.214490976	0.384623503	48314.11642
Iran (Islamic Republic of)	2.116492176	0.123478792	4.102504319	0.239345215	70862.71796
Montenegro	0.097881655	0.505346614	0.187733738	0.969237892	1595.600594
North Macedonia	0.236492106	0.527411822	0.432919604	0.965473737	5463.067093
Bosnia and Herzegovina	0.435993649	0.608048624	0.829709167	1.157135014	11574.31406
Argentina	7.396744398	0.537460871	12.12878042	0.881299196	126139.

		Malaysia	3.98105504	0.310790014	6.890508134	0.537923012	8942 51036.8 838
		Maldives	0.010958664	0.084055629	0.021430651	0.164378332	247.630 9899
		Thailand	6.085097646	0.360836846	11.07832149	0.656927271	157566. 53
		Colombia	2.374843373	0.216714474	3.828143121	0.349334205	72181.1 2059
		Armenia	0.190613477	0.298611222	0.325958551	0.510640081	5607.44 196
		Albania	0.113888226	0.195518541	0.221775517	0.380734927	2830.74 7215
		China	90.49134816	0.254758556	184.0979472	0.518287417	215672 5.788
Low income	Men	Central African Republic	0.001222699	0.018877314	0.002574286	0.039744549	1496.80 3499

Chad	0.019386062	0.037160519	0.037981392	0.072805308	8282.454195
Sierra Leone	0.02228803	0.078209956	0.04179842	0.146673017	6934.159048
Niger	0.014397402	0.029350255	0.029934312	0.061023488	11061.49774
Democratic Republic of the Congo	0.042148123	0.023021437	0.088158048	0.048152203	37213.99655
Liberia	0.004946933	0.050184826	0.010027912	0.101729502	4172.739885
Guinea-Bissau	0.002046059	0.031782069	0.00399423	0.06204361	815.5154003
Burundi	0.005791288	0.036787255	0.011814668	0.07504879	9455.439063
Malawi	0.010895993	0.028205304	0.02160463	0.055925618	8996.708935

Mali	0.046261667	0.061307695	0.093870746	0.12440103	17260.93682
Madagascar	0.03119054	0.055286481	0.064449695	0.114239667	27175.32442
Mozambique	0.01336592	0.02367621	0.025969361	0.046001774	12817.76082
Togo	0.012077329	0.041149458	0.024302089	0.082801237	4648.477278
Somalia	0.005319714	0.018627201	0.011180741	0.039149831	5859.165976
Afghanistan	0.00990911	0.010856694	0.022136267	0.024253102	6772.280482
Rwanda	0.051095084	0.107710207	0.102541388	0.216160797	17383.07288
Uganda	0.0835519	0.055434998	0.175855568	0.116676617	33370.11718
Gambia	0.000841021	0.009477822	0.001742782	0.019640146	323.737

						4987
	Burkina Faso	0.018216589	0.028671706	0.036473967	0.057407612	8989.65861
	Sudan	0.043049582	0.03553808	0.09719247	0.080233853	26867.24966
	Lesotho	0.00306879	0.046082961	0.006073131	0.091198111	1143.099411
	Eswatini	0.009062766	0.06517831	0.018822769	0.135371061	468.8550562
	Haiti	0.038743652	0.101139169	0.077866946	0.203269383	13095.36086
Lower middle income	Zambia	0.038430197	0.045484097	0.074591933	0.088283353	9508.214737
	Cameroon	0.12840415	0.08364107	0.264008222	0.171972092	21266.62827
	Guinea	0.017014338	0.027253621	0.034832199	0.055794328	3992.464795

Congo	0.021505301	0.050774561	0.04322249	0.102049396	2567.934535
Angola	0.220529446	0.061524117	0.429834106	0.119916703	14796.63875
Nigeria	1.21812554	0.061403028	2.468906931	0.124452165	102098.8529
Cote d'Ivoire	0.138295887	0.06131455	0.280058368	0.12416604	15238.5198
Palestine	0.041150222	0.13388079	0.072326876	0.235312931	5772.040868
Solomon Islands	0.002142459	0.103138494	0.004482751	0.215800725	1109.642629
Ghana	0.172014144	0.06737316	0.351663293	0.137736739	18073.68029
Zimbabwe	0.061365309	0.06484568	0.128013772	0.135274152	9620.319189
Namibia	0.029696137	0.089074646	0.058996673	0.176962675	1703.70

					5785
Benin	0.033760868	0.057930634	0.068137688	0.116918185	8827.692193
Myanmar	0.705286476	0.218844233	1.44683806	0.448941212	103675.9907
Papua New Guinea	0.03391544	0.069932911	0.074078228	0.152747719	7726.24302
Micronesia (Federated States of)	0.000630306	0.132182207	0.001229001	0.257734938	158.6461506
Lao People's Democratic Republic	0.127403253	0.17888315	0.270016577	0.379122313	10485.79844
Mauritania	0.027602863	0.078897175	0.057578991	0.164577846	3586.718171
Djibouti	0.012193292	0.146360709	0.025491587	0.305985179	1486.034028
Pakistan	0.703433758	0.047258229	1.375707858	0.092423083	115900.062

United Republic of Tanzania	0.074961656	0.028890729	0.154526395	0.059555517	22116.45204
Senegal	0.041508773	0.048060542	0.086132417	0.099727609	9567.206728
Egypt	3.614124092	0.1703364	7.116191093	0.335391464	110471.7021
Kenya	0.194556989	0.055654713	0.389450586	0.111405715	29456.2715
Kiribati	0.000283963	0.061471596	0.000575989	0.124688813	102.3553214
India	11.96274914	0.08057942	22.44889263	0.151212628	888182.9706
Sao Tome and Principe	0.001668145	0.117487226	0.003402585	0.239643592	265.6550039
Bangladesh	1.618140947	0.103162113	3.370774999	0.21489863	147486.4131
Timor-Leste	0.005351577	0.080426266	0.011198581	0.168298067	1263.07

Vanuatu	0.000666244	0.058280803	0.001410034	0.123345133	7722 235.441 1036
Bolivia (Plurinational State of)	0.35479335	0.224761543	0.711285997	0.45059959	18717.3 7487
Tajikistan	0.024854797	0.048195644	0.046575688	0.090314369	5672.96 0698
Bhutan	0.011673064	0.091543736	0.02462904	0.193148454	468.925 516
Morocco	0.571215514	0.150760937	1.304233391	0.344226379	48430.3 4384
Nepal	0.071676947	0.044739756	0.153507189	0.095817057	14558.7 0163
Philippines	2.627137183	0.20814364	4.547464421	0.360287922	178610. 7472
Uzbekistan	0.33880678	0.085559609	0.553667204	0.139818778	22996.0

					9682
	Cambodia	0.135574062	0.104712904	0.283667681	0.219095499	16987.05247
	Tunisia	0.458353943	0.267571745	0.860298929	0.502213823	22674.03301
	Honduras	0.024346723	0.031862288	0.050575591	0.066187718	3331.234357
	Nicaragua	0.049215585	0.086689403	0.09092823	0.160162964	5324.842809
	Kyrgyzstan	0.034849813	0.067258691	0.057256679	0.110503011	4612.348281
	Comoros	0.000990823	0.030567959	0.002130106	0.065716042	353.9265843
	Lebanon	0.164238711	0.226221908	0.31572065	0.434872677	9961.87422
	Viet Nam	6.198430272	0.410850546	12.7219786	0.843250891	278503.6197

	Sri Lanka	0.655776066	0.205856855	1.252707214	0.393241504	31943.15515
	Jordan	0.219049153	0.183915308	0.382230226	0.320923358	18233.75864
	Equatorial Guinea	0.040903168	0.127152467	0.082071255	0.255128466	1110.213557
	Tuvalu	0.00016116	0.26691731	0.000318595	0.527665196	22.047565551
	Marshall Islands	0.000584977	0.199586256	0.001203181	0.410509322	61.692024452
Upper middle income	South Africa	2.229511192	0.232044633	3.748010083	0.390088028	80529.0066
	Gabon	0.058179044	0.11280813	0.120963337	0.234545758	1407.069291
	Fiji	0.031551762	0.23314093	0.063610576	0.470028543	1289.209251
	Libya	0.230005969	0.227363912	0.473570396	0.468130537	10944.3

					2863
	Botswana	0.041268309	0.07918679	0.082871724	0.159016592	998.4972245
	Iraq	0.972966111	0.147319007	1.795949866	0.271928844	41004.20477
	Guatemala	0.221981245	0.089101688	0.36998716	0.148510206	10524.73187
	Turkmenistan	0.126179924	0.086407509	0.208349961	0.142677222	3455.514901
	Suriname	0.04507791	0.33954672	0.090787282	0.683849885	1134.280196
	Ukraine	5.092537133	0.817582386	8.025685885	1.288485336	159005.3459
	Tonga	0.000484533	0.059369133	0.000998853	0.122388125	55.78890079
	Paraguay	0.288859302	0.240287688	0.489857444	0.407488045	9602.089465

Dominican Republic	1.031661998	0.352344591	1.913473393	0.65351055	19255.40652
El Salvador	0.154287729	0.192851556	0.287107099	0.358868789	8162.448229
Azerbaijan	0.672347557	0.279961268	1.151630803	0.479531779	14497.43609
Samoa	0.001552197	0.087422531	0.0033452	0.188407681	167.0109798
Indonesia	14.08897364	0.325024357	28.39950021	0.65515981	585910.2132
Mongolia	0.106991407	0.170701465	0.195964378	0.312655076	3358.942985
Mexico	7.876630486	0.243651041	12.62118108	0.39041617	160084.9745
Mauritius	0.232929818	0.631059769	0.389674741	1.055717356	3611.856496
Grenada	0.008438292	0.379912747	0.014632235	0.658779323	262.245

Saint Vincent and the Grenadines	0.009206222	0.45842959	0.015601517	0.776887278	3286 266.005 9876
Belize	0.008284663	0.146775606	0.014007703	0.248168127	414.657 248
Georgia	0.538909512	0.578511705	0.885184626	0.95023312	10616.0 2219
Belarus	2.544684896	0.899165203	4.029766836	1.42391937	36675.2 0604
Brazil	15.9384958	0.356483315	24.45847765	0.547042789	419240. 5777
Kazakhstan	2.846831375	0.363571784	4.433356975	0.566188611	29996.3 8573
Dominica	0.00551487	0.408744845	0.01121549	0.831256886	157.776 2438
Jamaica	0.128779198	0.358458182	0.223972148	0.623428708	7473.07 7168

	Türkiye	20.39608391	0.553373871	38.56395935	1.046293376	191016.7208
	Algeria	0.781067924	0.100563749	1.734099215	0.223268058	30365.34266
	Cabo Verde	0.004395844	0.082168476	0.009402759	0.175759271	350.1591793
	Republic of Moldova	0.478809951	1.097731526	0.770122062	1.76560087	16407.54785
	Saint Lucia	0.017011825	0.36530836	0.028713594	0.616589685	338.2253165
	Ecuador	0.466787186	0.163088991	0.740245549	0.258631564	19216.29693
	Serbia	2.935614657	1.541742057	5.017799151	2.635275023	50713.07776
	Peru	1.114234317	0.193525605	1.906189652	0.331076238	42943.16029
	Iran (Islamic	2.966913369	0.173093424	5.589564766	0.326102175	98767.5

Republic of)					118
Montenegro	0.168140922	0.86808346	0.312740972	1.614629333	2598.206892
North Macedonia	0.359384635	0.801480051	0.62058335	1.38399121	7994.031355
Bosnia and Herzegovina	0.641211853	0.894251523	1.104891393	1.540911646	16099.77982
Argentina	9.695672183	0.704505136	15.67770733	1.139170665	157123.8775
Malaysia	5.877882148	0.458870087	10.6560903	0.831891652	72900.10288
Maldives	0.016200376	0.124260842	0.030747563	0.235841323	366.9024888
Thailand	12.37698295	0.73393588	21.36537263	1.266933438	288147.1703
Colombia	2.361160025	0.215465811	3.721992092	0.339647476	67822.35315

	Armenia	0.204184435	0.31987121	0.343368595	0.537914303	5609.79152
	Albania	0.183666602	0.315311137	0.351073787	0.602708786	4342.369596
	China	182.160443	0.512832799	314.9288805	0.886613233	411011 3.912